

*D2*

12

**EUROPEAN PATENT APPLICATION**

21 Application number: 84850066.6

51 Int. Cl.: C 07 D 401/12, A 61 K 31/44

22 Date of filing: 28.02.84

30 Priority: 04.03.83 SE 8301182

71 Applicant: Aktiebolaget Hässle, Kärregatan 5,  
S-431 83 Mölndal (SE)

43 Date of publication of application: 07.11.84  
Bulletin 84/45

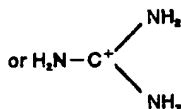
72 Inventor: Brändström, Arne Elof, Anders  
Mattssonsgatan 13B, S-415 06 Göteborg (SE)

84 Designated Contracting States: AT BE CH DE FR GB IT  
LI LU NL SE

74 Representative: Hjertman, Ivan T. et al, AB Astra Patent  
and Trade Mark Depart, S-161 85 Södertälje (SE)

64 Omeprazole salts.

67 Novel salts of omeprazole with Li<sup>+</sup>, Na<sup>+</sup>, K<sup>+</sup>, Mg<sup>2+</sup>,  
Ca<sup>2+</sup>, Ti<sup>4+</sup>, N<sup>+</sup>(R<sup>1</sup>)<sub>4</sub>.



as cation; processes for their preparation thereof, pharmaceutical compositions containing such salts and their use in medicine.

**EP 0 124 495 A2**

**TITLE MODIFIED**

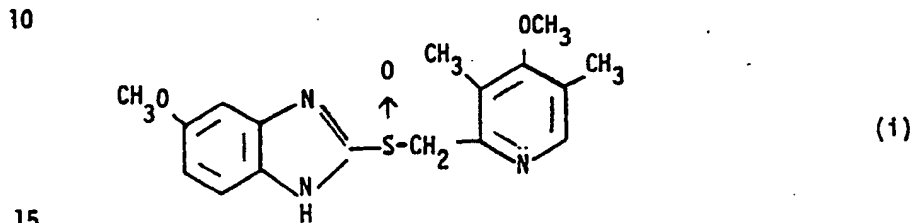
see front page

Novel compoundsField of the invention

The invention relates to novel salts of the known compound omeprazole.

**5** Background of the invention

The compound known under the generic name omeprazole, having the structural formula



which is described i.a. in European patent specification 0005129, is being extensively investigated clinically as a gastric acid secretion inhibiting agent.

20

Omeprazole is useful for inhibiting gastric acid secretion as well as for providing gastrointestinal cytoprotective effects in mammals and man. In a more general sense, omeprazole may be used for prevention and treatment of gastrointestinal inflammatory diseases in mammals and man, including e.g. gastritis, gastric ulcer, and duodenal ulcer. Furthermore, omeprazole may be used for prevention and treatment of other gastrointestinal disorders where cytoprotective and/or gastric antisecretory effect is desirable, e.g. in patients with gastrinomas, in patients with acute upper gastrointestinal bleeding, and in patients with a

25

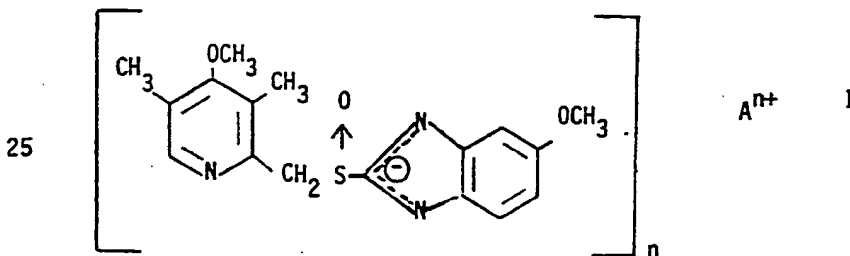
30 history of chronic and excessive alcohol consumption.

The term "omeprazole" as used in this specification designates the neutral form of the compound of the formula (i), that is the form as given in the formula (i) without salt forming components present.

A problem with omeprazole is its stability characteristics. Upon storage without any special precautions being taken, it is degraded at a rate which is higher than desired. At storage during accelerated conditions, that is at +37°C and at a relative humidity of 80% for a period of 6 months, about 6% of the substance is converted to degradation products. While the rate of decomposition of omeprazole at normal storage conditions is lower, it is nevertheless desirable to obtain physical forms of omeprazole which exhibit improved stability. This need for more stable forms of omeprazole is apparent when considering the often considerable time periods involved from the synthesis of the active substance through its incorporation in pharmaceutical preparations, distribution of the finished product to pharmacies etc. up to the consumption of the preparation by the patient. The present invention provides such new forms of omeprazole which exhibit improved storage stability.

#### The invention

It has been found that the novel alkaline salts of omeprazole with the structural formula



30 wherein n is 1, 2, or 4; A<sup>n+</sup> is Li<sup>+</sup>, Na<sup>+</sup>, K<sup>+</sup>, Mg<sup>2+</sup>, Ca<sup>2+</sup>, Ti<sup>4+</sup>,



1-4 carbon atoms are more stable during storage than the corresponding neutral form of omeprazole. The salts of the formula I are also easier to handle than the neutral form in the manufacture of pharmaceutical dosage units.

35

A preferred group of omeprazole salts of the formula I are those wherein  $A^{n+}$  is  $Na^+$ ,  $K^+$ ,  $Mg^{2+}$  and  $Ca^{2+}$ .

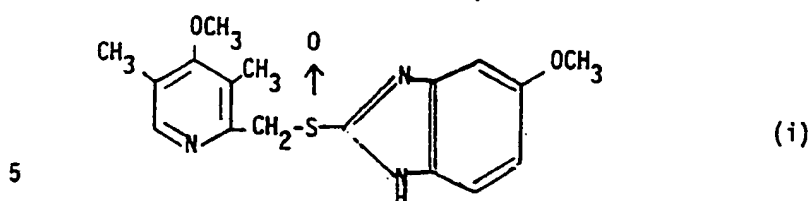
Further preferred salts are those wherein  $A^{n+}$  is  $Na^+$ ,  $Mg^{2+}$  and  $Ca^{2+}$ .

5 The  $Na^+$ -salt is especially preferred for the preparation of liquid pharmaceutical formulations, e.g. solutions for intravenous administration. The  $Mg^{2+}$  and  $Ca^{2+}$  salts are especially preferred for the preparation of tablets. The  $Mg^{2+}$  salt is particularly preferred.

10 Illustrative examples of the alkyl group  $R^1$  are  $CH_3$ ,  $C_2H_5$ ,  $n-C_3H_7$ , and  $n-C_4H_9$ .

The novel salts I of the invention are prepared by reacting omeprazole of the formula

15



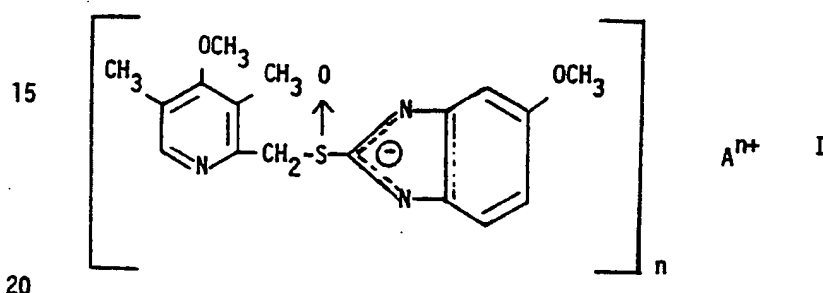
with a base capable of releasing the cation



(ii)

10

wherein  $A^{n+}$  is as defined above,  
to give a salt of the formula



which salt is thereafter isolated.

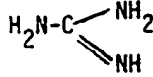
Examples of bases capable of releasing the cation  $A^{n+}$ , and examples of reaction conditions are given below.

25

a) Salts of the formula I wherein A is Li, Na or K are prepared by treating omeprazole with LiOH, NaOH or KOH in an aqueous or nonaqueous medium or with LiOR, LiNH<sub>2</sub>, LiNR<sub>2</sub>, NaOR, NaNH<sub>2</sub>, NaNR<sub>2</sub>, KOR, KNH<sub>2</sub> or KNR<sub>2</sub>, wherein R is an alkyl group containing 1-4 carbon atoms, in a  
30 nonaqueous medium.

b) Salts of the formula I wherein A is Mg, Ca, or Ti are prepared by treating omeprazole with Mg(OR)<sub>2</sub>, Ca(OR)<sub>2</sub>, CaH<sub>2</sub>, Ti(OR)<sub>4</sub> or TiH<sub>4</sub>, wherein R is an alkyl group containing 1-4 carbon atoms, in a  
35 nonaqueous solvent such as an alcohol (only for the alcoholates), e.g. ROH, or in an ether such as tetrahydrofuran.

c) Salts of the formula I wherein A is  $\text{H}_2\text{N}-\text{C}(\text{NH}_2)_2$  are prepared by treating omeprazole with the strong base



5 dissolved in a solvent, for example an alcohol.

d) A salt of formula I may be converted to another salt of the same  
10 formula by exchanging the cation. When both the starting material and the salt obtained as final product are sufficiently soluble, such an exchange may be performed by using a cation-exchange resin saturated with the cation desired in the product. The exchange may also be performed by utilizing the low solubility of a desired salt. By this  
15 principle, for example,  $\text{Na}^+$  as a counter ion may be exchanged for  $\text{Ca}^{2+}$  or  $\text{Mg}^{2+}$ .

e) The reaction between the compounds (i) and (ii) may also be carried  
20 out by ion-pair extraction. For example, tetrabutylammonium salts of the invention may be prepared by dissolving the  $\text{Na}^+$ -salt in water containing tetrabutylammonium sulfate followed by extraction of the tetrabutylammonium salt I into a methylene chloride phase, and subsequent isolation of the tetrabutylammonium salt I. In this manner also other tetraalkylammonium salts I may be prepared.

25 Illustrative examples of the radical R are  $\text{CH}_3$ ,  $\text{C}_2\text{H}_5$ ,  $n\text{-C}_3\text{H}_7$ ,  $n\text{-C}_4\text{H}_9$ ,  $i\text{-C}_4\text{H}_9$ ,  $\text{sec.-C}_4\text{H}_9$  and  $\text{tert.-C}_4\text{H}_9$ .

The invention also relates to pharmaceutical compositions containing a  
30 novel salt of omeprazole as active ingredient; to the use of the novel omeprazole salts for providing gastrointestinal cytoprotective effects in mammals and man; to the use of the novel omeprazole salts in the prevention and treatment of gastrointestinal inflammatory diseases in mammals and man; to the use of the novel omeprazole salts for inhibiting  
35 gastric acid secretion in mammals and man; to a method for inhibiting gastric acid secretion in mammals and man by administering a compound of the formula I; to a method for the treatment of gastrointesti-

nal inflammatory diseases in mammals and man by administering a compound of the formula I; and to a method for providing gastrointestinal cytoprotective effects in mammals and man by administering a compound of the formula I.

5

For clinical use the compounds of the invention are formulated into pharmaceutical formulations for oral, rectal, parenteral or other mode of administration. The pharmaceutical formulation contains a compound of the invention in combination with a pharmaceutically acceptable carrier. The carrier may be in the form of a solid, semi-solid or liquid diluent, or a capsule. These pharmaceutical preparations are a further object of the invention. Usually the amount of active compound is between 0.1-95% by weight of the preparation, between 0.2-20% by weight in preparations for parenteral use and between 1 and 50% by weight in preparations for oral administration.

In the preparation of pharmaceutical formulations containing a compound of the present invention in the form of dosage units for oral administration the compound selected may be mixed with a solid, powdered carrier, e.g. lactose, saccharose, sorbitol, mannitol, starch, amylopectin, cellulose derivatives or gelatin, as well as with lubricating agents e.g. magnesium stearate, calcium stearate, sodium steryl fumarate and polyethylene glycol waxes. The mixture is then processed into granules or pressed into tablets. Since the compounds of the invention are susceptible to degradation in acid to neutral media, the above-mentioned granules or tablets are preferably coated with an enteric coating which protects the active compound from acid degradation as long as the dosage form remains in the stomach. The enteric coating is chosen among pharmaceutically acceptable enteric-coating materials e.g. beeswax, shellac or anionic film-forming polymers such as cellulose acetate phthalate, hydroxypropyl methylcellulose phthalate, partly methyl esterified methacrylic acid polymers and the like, if preferred in combination with a suitable plasticizer. To this coating various dyes may be added in order to distinguish among tablets or granules with different active compounds or with different amounts of the active compound present.

Soft gelatine capsules may be prepared with capsules containing a mixture of the active compound or compounds of the invention, vegetable oil, fat, or other suitable vehicle for soft gelatine capsules. Soft gelatine capsules are preferably enteric coated as described above.

- 5 Hard gelatine capsules may contain enteric-coated granules of the active compound. Hard gelatine capsules may also contain the active compound in combination with a solid powdered carrier e.g. lactose, saccharose, sorbitol, mannitol, potato starch, corn starch, amylopectin, cellulose derivatives or gelatine; the hard gelatine capsules are pre-  
10 ferably enteric coated as described above.

- Dosage units for rectal administration may be prepared in the form of suppositories which contain the active substance mixed with a neutral fat base, or they may be prepared in the form of a gelatine rectal capsule which contains the active substance in a mixture with a vegetable  
15 oil, paraffin oil or other suitable vehicle for gelatine rectal capsules, or they may be prepared in the form of a ready-made micro enema, or they may be prepared in the form of a dry micro enema formulation to be reconstituted in a suitable solvent just prior to administration.

- 20 Liquid preparations for oral administration may be prepared in the form of syrups or suspensions, e.g. solutions or suspensions containing from 0.2% to 20% by weight of the active ingredient and the remainder consisting of sugar or sugar alcohols and a mixture of ethanol, water,  
25 glycerol, propylene glycol and polyethylene glycol. If desired, such liquid preparations may contain colouring agents, flavouring agents, saccharine and carboxymethyl cellulose and thickening agent. Liquid preparations for oral administration may also be prepared in the form of a dry powder to be reconstituted with a suitable solvent prior to use.

- 30 Solutions for parenteral administration may be prepared as a solution of a compound of the invention in a pharmaceutically acceptable solvent, preferably in a concentration from 0.1% to 10% by weight. These solutions may also contain stabilising agents and/or buffering agents  
35 and may be manufactured in unit dose ampoules or vials. Solutions for parenteral administration may also be prepared as a dry preparation to be reconstituted with a suitable solvent extemporaneously before use.



Sodium salts of the invention are preferably used in the preparation of parenteral formulations.

The typical daily dose of the active substance varies within a wide range and will depend on various factors such as for example the individual requirement of each patient, the manner of administration and the disease. In general, oral and parenteral dosages will be in the range of 5 to 400 mg per day of active substance.

10 The following examples will further illustrate the invention.

Example 1. Preparation of 5-methoxy-2-[[[4-methoxy-3,5-dimethyl-2-pyridinyl)-methyl]sulfinyl]-1H-benzimidazole sodium salt (omeprazole sodium salt).

15 Omeprazole (1000g, 2.90 mol) was added to a solution of NaOH (116g, 2.90 mol) in deionized water (25L). After stirring for 5 min methylene chloride (5L) was added and stirring was continued for 10 min. The two phases were separated. The aqueous phase was washed with methylene chloride (5L), filtered clear (Celite) and concentrated by evaporation  
20 under reduced pressure to about 2L total volume. Absolute ethanol (6L) was added and the evaporation was continued until dryness. Ethyl acetate (7L) was added, the mixture was stirred under reflux for 30 min. After cooling and standing over night the resulting slurry was stirred with an additional amount (2L) of ethyl acetate and filtered. The filter cake  
25 was washed with diethyl ether and dried under reduced pressure at 40°C over night giving omeprazole sodium salt (975g, 92%), mp 208-210°C, NMR:  $\delta$ (D<sub>2</sub>O): 1.85(s,3H), 2.1(s,3H), 3.5(s,3H), 3.85(s,3H), 4.75(s,2H), 6.85(dd,1H), 7.2(d,1H), 7.55(d,1H), 8.15(d,1H).

30 Example 2. Preparation of omeprazole sodium salt.

Omeprazole (1300g, 3.77 mol) was added under vigorous mechanic stirring to a mixture of tetrahydrofuran (13L) and 50% aqueous NaOH (296g, 3.7 mol) and stirring was then continued for 45 min. Trichloroethylene (5.7L) was added and stirring was continued over night at room tempera-  
35 ture. The mixture was cooled to +5°C and then stirred for 3h. The precipitate was filtered off and the filter cake was washed with trichloroethylene (5L) and dried under reduced pressure at 50°C giving omeprazole

sodium salt (1314g, 95%), mp 208-210°C.

Example 3. Preparation of omeprazole potassium salt.

Omeprazole (10.0g, 0.0290 mol) was added to a solution of KOH (1.60g, 0.0285 mol) in deionized water and then methylene chloride (50ml) was added. The mixture was stirred vigorously for 15 min. The phases were separated and the aqueous phase was washed with methylene chloride (50ml) and filtered clear (Celite). Evaporation to dryness gave a crystalline residue. Recrystallisation from ethyl acetate yielded 10 omeprazole potassium salt, mp. 148-150°C (soluble in water).

Example 4. Preparation of di-omeprazole calcium salt dihydrate.

Anhydrous  $\text{CaCl}_2$  (17.9g, 0.161 mol) dissolved in deionized water (200 ml) was added dropwise under vigorous stirring to a solution of omeprazole sodium salt (125g, 0.340 mol) in deionized water (1250 ml) and then stirring was continued for 1h at room temperature. The precipitate was centrifuged down and washed with deionized water until no  $\text{Cl}^-$  was detectable ( $\text{AgNO}_3$ ). After drying in the air and grinding, the crystals were dried in vacuum at 40°C for 20h yielding omeprazole calcium salt dihydrate (104g, 80%), mp 182-184°C, NMR:  $\delta$ ( $\text{CDCl}_3$ +1 drop of  $\text{DMSO-d}_6$ ) 2.0(s,3H), 2.15(s,3H), 3.6(s,3H), 3.7(s,3H), 4.5(s,2H), 6.7(dd,1H), 7.1(d,1H), 7.6(d,1H), 8.15(s,1H).

Example 5. Preparation of di-omeprazole magnesium salt dihydrate.

Anhydrous  $\text{MgCl}_2$  (16.2g, 0.17 mol) dissolved in deionized water (625 ml) was added dropwise under vigorous stirring to a solution of omeprazole sodium salt (125g, 0.340 mol) in deionized water (1560ml) and then the stirring was continued for 1h at room temperature. The precipitate was centrifuged down and then washed with deionized water until no  $\text{Cl}^-$  was detectable ( $\text{AgNO}_3$ ). Drying in the air, grinding and drying in vacuum at 40°C for 24h yielded omeprazole magnesium salt dihydrate (111g, 87%) mp 177-178°C.

Example 6. Preparation of di-omeprazole magnesium salt.

Magnesium (0.35g, 0.0145 mol) was reacted with absolute methanol (10ml) (in the presence of one drop of  $\text{CCl}_4$ ) to give a solution of  $\text{Mg}(\text{OCH}_3)_2$  in methanol solution. More methanol (10ml) was added and the solution

was added dropwise to a solution of omeprazole (10 g, 0.029 mol) in methanol (200 ml) and the mixture was then stirred for 30 min at room temperature. Evaporation gave a crystalline solid of the di-omeprazole magnesium salt, mp. 178-180°.

5

Example 7. Preparation of omeprazole tetrabutylammonium salt.

Omeprazole sodium salt (3.8g, 0.010 mol) was added to a mixture of tetrabutylammonium hydrogensulphate (3.5g, 0.010 mol) and NaOH (0.42 g, 0.0105 mol) in deionized water (15ml). Methylene chloride (10ml) was  
10 added and the mixture was shaken in a separatory funnel. After separation of the phases the organic phase was dried and the solvent evaporated off giving omeprazole tetrabutylammonium salt (3.5g, 60%), NMR:  $\delta$ (CDCl<sub>3</sub>): 0.8-1.15(m,12H), 1.15-1.6(m,16H), 2.25(s,3H), 2.3(s,3H), 2.75-3.15(m,8H), 3.75(s,3H), 3.9(s,3H), 4.7(d,1H), 5.05(d,1H), 6.8  
15 (dd,1H), 7.3(d,1H), 7.7(d,1H), 8.35(s,1H).

Example 8. Preparation of omeprazole guanidinium [C<sup>+</sup>(NH<sub>2</sub>)<sub>3</sub>] salt.

A solution of guanidine (0.0029 mol)[prepared from guanidinium nitrate and KOH] in ethanol (50ml) was added to a solution of omeprazole  
20 (1.0g, 0.0029 mol) and the resulting solution was stirred for 15 min. The solvent was evaporated giving omeprazole guanidinium salt, mp 110-112°C (soluble in water).

Example 9. Preparation of tetra-omeprazole titanium salt.

25 Titanium tetraisopropylate (1.03g, 0.0036 mol) was added to a solution of omeprazole in dry isopropanol (250ml) and the mixture was stirred under N<sub>2</sub> at room temperature for 4h. (A white precipitate was formed). Evaporation of the solvent followed by washing 3 times with light petroleum and drying in vacuum gave a white crystalline powder of tetra-  
30 omeprazole titanium salt, mp >260°C.

Example 10. Preparation of omeprazole lithium salt.

Omeprazole (3.0 g, 0.0087 mol) was added to a solution of LiOH (0.207 g, 0.00865 mol) in deionized water and then methylene chloride (25 ml)  
35 was added. The mixture was stirred vigorously for 15 min. The phases were separated and the aqueous phase was washed with methylene chloride (25 ml) and filtered clear (Celite). Evaporation to dryness gave a crystalline omeprazole lithium salt, mp. 198-200°C (soluble in water).

NMR:  $\delta$  (CDCl<sub>3</sub>) 1.65 (s,3H), 1.8 (s,3H), 3.45 (s,3H), 3.4 (s,3H), 4.2 (s,2H), 6.6 (dd,1H), 6.95 (d,1H), 7.45 (d,1H), 7.75 (s,1H).

The NMR data given in the examples are measured at 90 MHz.

5

Incorporation of the novel omeprazole salts of the present invention in pharmaceutical preparations is exemplified in the following examples.

Example 11. Syrup

10

A syrup containing 1% (weight per volume) of active substance was prepared from the following ingredients:

15

I	Omeprazole sodium salt	1.0 g
	Sugar, powder	30.0 g
II	Saccharine	0.6 g
	Glycerol	5.0 g
	Flavouring agent	0.05g
	Ethanol	5.0 g
20	Sorbic acid	0.5 g
	Sodium dihydrogen phosphate q.s. to pH=	9.0 g
	Distilled water q.s. to a final volume of 100 ml	

25

I Powdered omeprazole sodium salt was carefully dry mixed with powdered sugar, dried in a vacuum oven over-night and dispensed into bottles each containing 31.0 gram of the powder mixture.

30

II A solution of saccharine, glycerol, flavouring agent, ethanol, sodium dihydrogen phosphate, sorbic acid and water was prepared, and dispensed into vials. When mixed with the powder mixture of omeprazole sodium salt and sugar the final volume was 100 ml.

35

Solvent vial II is to be added to powder mixture vial I just prior to use. The formed suspension is stable for ten days when stored at refrigerator temperature.

The salt given above may be replaced with another salt of the invention.

Example 12. Enteric-coated tablets

An enteric-coated tablet containing 20 mg of active compound was prepared from the following ingredients:

5	I	Omeprazole magnesium salt	200 g
		Lactose	700 g
		Methyl cellulose	6 g
		Polyvinylpyrrolidone cross-linked	50 g
10		Magnesium stearate	15 g
		Distilled water	q.s.
	II	Cellulose acetate phthalate	200 g
		Cetyl alcohol	15 g
15		Isopropanol	2000 g
		Methylene chloride	2000 g

I Omeprazole magnesium salt, powder, was mixed with lactose, and granulated with a water solution of methyl cellulose. The wet mass was forced through a sieve and the granulate dried in an oven. After drying the granulate was mixed with polyvinylpyrrolidone and magnesium stearate. The dry mixture was pressed into tablet cores (10 000 tablets), each tablet containing 20 mg of active substance, in a tableting machine using 6 mm diameter punches.

II A solution of cellulose acetate phthalate and cetyl alcohol in isopropanol/methylene chloride was sprayed onto the tablets I in an Accela Cota<sup>®</sup>, Manesty coating equipment. A final tablet weight of 110 mg was obtained.

Example 13. Solution for intravenous administration

A parenteral formulation for intravenous use, containing 4 mg of active compound per ml, was prepared from the following ingredients:

- |    |  |         |
|----|--|---------|
| I  | Omeprazole sodium salt   | 4.26 g  |
|    | Sterile water  | 200 ml  |
|    |  |         |
| II | Polyethylene glycol 400 for injection  | 400 g   |
| 5  | Sodium dihydrogen phosphate  | 1.5 g   |
|    | Sterile water to a final volume of   | 1000 ml |
|    |  |         |
| 10 | I Omeprazole sodium salt 4.26 g, corresponding to 4.0 g of omeprazole, was dissolved in sterile water to a final volume of 200 ml. The solution was filtered through a 0.22 $\mu$ filter and dispensed into sterile vials, each vial containing 2.0 ml. The vials were placed in a freeze drier with a shelf temperature of $-40^{\circ}\text{C}$ . When the solution in the vials had frozen, the solution was freeze                     |         |
| 15 | dried. After drying the vials were stoppered.  |         |
|    |  |         |
| 20 | II A solution of polyethylene glycol and sodium dihydrogen phosphate in sterile water was prepared, filtered through a 0.22 $\mu$ filter, dispensed into sterile vials and the vials closed with a rubber stopper. The vials were sterilised in an autoclave at $+120^{\circ}\text{C}$ for twenty minutes. Immediately before use 10.0 ml of solvent II is added to vial I. The clear solution contains 4 mg of omeprazole per millilitre. |         |

#### 25 Test of the stability of omeprazole salts of the invention

The stability of omeprazole sodium salt, of the invention, obtained according to Example 1, was compared with the stability of the neutral form of omeprazole. Both test compounds were stored for six months at 30  $+ 37^{\circ}\text{C}$  and at a relative humidity of 80%. Thereafter, the amount of degradation products which had formed was measured. The result is given in Table 1 below.

Table 1. Stability of neutral omeprazole and of omeprazole sodium salt after six months storage at + 37°C and 80% relative humidity

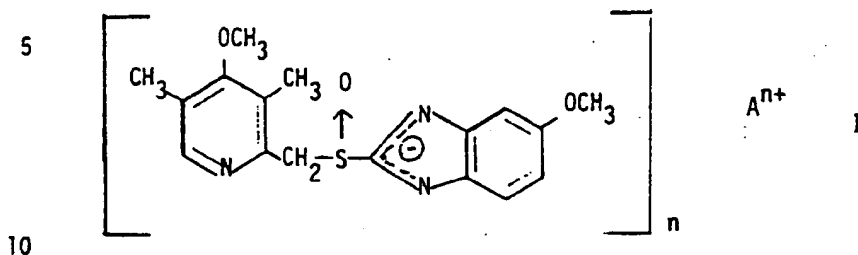
5	Test compound	Amount of degradation products formed (per cent calculated on original amount of omeprazole)
	neutral omeprazole	6
10	omeprazole sodium salt	0.4

As is seen in Table 1 the omeprazole sodium salt of the invention gave  
15 rise to substantially lower amounts of degradation products than  
the neutral form of omeprazol. This shows the improved stability of  
the novel omeprazole salts of the invention.

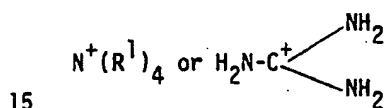
H 724-1

What we claim is:

1. A compound of the formula



wherein  $n$  is 1, 2, or 4; and  $A^{n+}$  is  $Li^+$ ,  $Na^+$ ,  $K^+$ ,  $Mg^{2+}$ ,  $Ca^{2+}$ ,  $Ti^{4+}$ ,



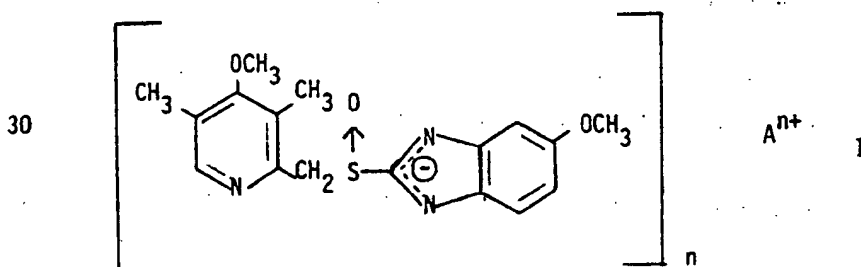
wherein  $R^1$  is an alkyl group containing 1-4 carbon atoms.

20 2. A compound according to claim 1 wherein  $A^{n+}$  is  $Na^+$ ,  $K^+$ ,  $Mg^{2+}$  or  $Ca^{2+}$ .

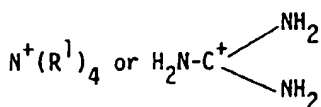
25 3. A compound according to claim 1 wherein  $A^{n+}$  is  $Na^+$ .

4. A compound according to claim 1 wherein  $A^{n+}$  is  $Mg^{2+}$ .

30 5. A process for the preparation of a compound of the formula

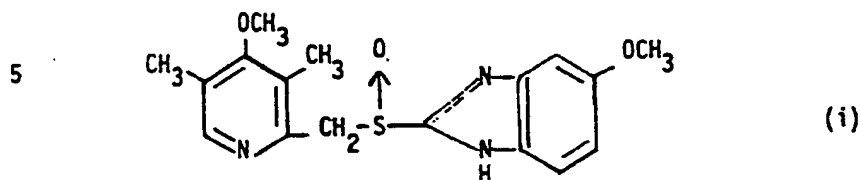


wherein  $n$  is 1, 2, or 4; and  $A^{n+}$  is  $Li^+$ ,  $Na^+$ ,  $K^+$ ,  $Mg^{2+}$ ,  $Ca^{2+}$ ,  $Ti^{4+}$ ,





wherein  $R^1$  is an alkyl group containing 1-4 carbon atoms characterized by reacting omeprazole of the formula



with a base capable of releasing the cation

10



to give a salt of the formula I, which salt is thereafter isolated.

15 6. A process according to claim 5 wherein the base releasing the cation  $A^{n+}$  is NaOH,  $NaNH_2$ , or  $NaNR_2$  wherein R is an alkyl group containing 1-4 carbon atoms.

20 7. A process according to claim 5 wherein the base releasing the cation  $A^{n+}$  is  $Mg(OR)_2$  wherein R is an alkyl group containing 1-4 carbon atoms.

8. A pharmaceutical composition containing as active ingredient a compound according to any of claims 1-4.

25 9. A compound as defined in any of claims 1-4, for use in inhibiting gastric acid secretion in mammals and man.

10. A compound as defined in any of claims 1-4, for use as gastrointestinal cytoprotecting agent in mammals and man.

30

11. A compound as defined in any of claims 1-4, for use in the treatment of gastrointestinal inflammatory diseases in mammals and man.

