



(43) International Publication Date
29 March 2012 (29.03.2012)

(10) International Publication Number
WO 2012/038819 A1

PCT

(51) International Patent Classification:

C09K 5/18 (2006.01) *B65D 81/34* (2006.01)
F25D 5/02 (2006.01) *B65D 77/04* (2006.01)
B65D 81/32 (2006.01) *B65D 75/58* (2006.01)

(21) International Application Number:

PCT/IB2011/002223

(22) International Filing Date:

26 September 2011 (26.09.2011)

(25) Filing Language:

Italian

(26) Publication Language:

English

(30) Priority Data:

01560/10 24 September 2010 (24.09.2010) CH

(72) Inventor; and

(71) Applicant : SARCINELLA, Giuseppe [CH/CH]; Residenza alla Cascata 5, CH-6595 Riazzino (CH).

(74) Agent: SALA, Adriano, A.; c/o Intellectual Property Assets Strategic Management Ltd., mail-box, CH-6934 Bioggio (CH).

(81) Designated States (unless otherwise indicated, for every kind of national protection available): AE, AG, AL, AM, AO, AT, AU, AZ, BA, BB, BG, BH, BR, BW, BY, BZ,

CA, CH, CL, CN, CO, CR, CU, CZ, DE, DK, DM, DO, DZ, EC, EE, EG, ES, FI, GB, GD, GE, GH, GM, GT, HN, HR, HU, ID, IL, IN, IS, JP, KE, KG, KM, KN, KP, KR, KZ, LA, LC, LK, LR, LS, LT, LU, LY, MA, MD, ME, MG, MK, MN, MW, MX, MY, MZ, NA, NG, NI, NO, NZ, OM, PE, PG, PH, PL, PT, QA, RO, RS, RU, RW, SC, SD, SE, SG, SK, SL, SM, ST, SV, SY, TH, TJ, TM, TN, TR, TT, TZ, UA, UG, US, UZ, VC, VN, ZA, ZM, ZW.

(84) Designated States (unless otherwise indicated, for every kind of regional protection available): ARIPO (BW, GH, GM, KE, LR, LS, MW, MZ, NA, RW, SD, SL, SZ, TZ, UG, ZM, ZW), Eurasian (AM, AZ, BY, KG, KZ, MD, RU, TJ, TM), European (AL, AT, BE, BG, CH, CY, CZ, DE, DK, EE, ES, FI, FR, GB, GR, HR, HU, IE, IS, IT, LT, LU, LV, MC, MK, MT, NL, NO, PL, PT, RO, RS, SE, SI, SK, SM, TR), OAPI (BF, BJ, CF, CG, CI, CM, GA, GN, GQ, GW, ML, MR, NE, SN, TD, TG).

Declarations under Rule 4.17:

- as to the identity of the inventor (Rule 4.17(i))
- of inventorship (Rule 4.17(iv))

Published:

- with international search report (Art. 21(3))

[Continued on next page]

(54) Title: FLEXIBLE CONTAINER HAVING A BUILT-IN AUTO -HEATING OR AUTO - REFRIGERATING ELEMENT.

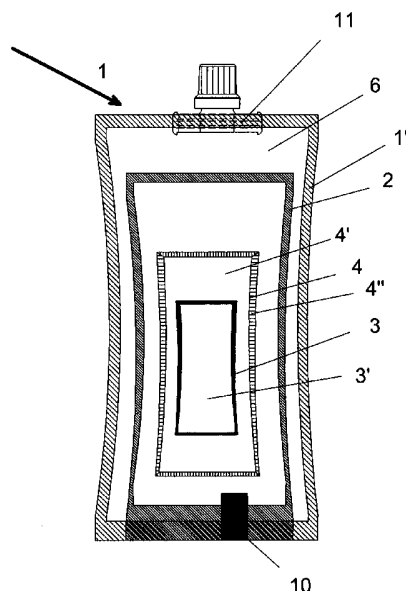


Fig. 2

(57) Abstract: The flexible container (1) with incorporated internal thermal exchange is shaped like an envelope or bag cascade multipocket inside. It is an administrator, portable disposable dispenser of a consumer and/or necessity product to be heated or cooled, exploiting endothermic or exothermic reactions generated by breaking by pressure of the bag (3) of the reactive liquid (31). The peculiarity of this execution is that the reaction chamber (2) is fully immersed into the consumer product (6) and is provided with a valve (10) controlling a possible pressure generated by the chemical reaction, the reaction bags (3, 4) inside developing the concept "bag in bag" or "bag in bag in bag".



-
- *before the expiration of the time limit for amending the claims and to be republished in the event of receipt of amendments (Rule 48.2(h))*

FLEXIBLE CONTAINER HAVING A BUILT-IN AUTO-HEATING OR AUTO-REFRIGERATING ELEMENT

5

10

This invention refers to a flexible container with internal thermo exchange shaped inside like a cascade multipocket envelope or bag, or multichamber or multicell, dispensing (disposable dispenser) a consumer and/or necessity product.

15 The flexible thermo container shaped like a multichamber envelope or bag or multicell or with multiple cells or pockets, with built-in auto-heating or auto-refrigerating internal thermo exchange to prepare self-service products, being the subject of this invention, is founded on the

20 concept "Bag in Bag in Bag".

Target is to obtain an envelope, container for consumer products to be warmed up or cooled down, exploiting endothermic or exothermic reactions. The peculiarity of this execution is that the reaction chamber is fully

25 immersed in the consumer product and provided with a valve

controlling a possible pressure generated by the chemical reaction, the reaction bags inside working out the concept of "bag in bag" or "bag in bag in bag".

5 The progenitor Patent Sarcinella EP1896343, even though in its current effectiveness and application, is improved by this invention which represents its improved form of evolution as regards the use in the sense of being compact, portable, pocket size, handy and ergonomic, as regards the
10 execution in the sense of operation and practicality, safety and simplicity, rationalisation of the internal cells, manufacturing and production process.

The incorporated, fully insulated from the use and/or consumer products, proof reaction chamber allows a better
15 effectiveness besides safety of the endo-exothermic process of chemical reaction improving its thermo efficiency and the distribution and propagation of the amount of heat or cold.

This mainly coming from the new and innovative concept of
20 design and execution of the container according to the "bag in bag" or cascade technique, when not subsequently "bag in bag in bag", and beyond in case of necessity.

The progenitor Patent Sarcinella EP1896343B1, representing a milestone in the field of the flexible container with
25 incorporated thermo exchange and still of practical

topicality, represents the closest state of the known technique. By the subject of this invention, it undergoes remarkable improvements representing its innovative evolution.

5 The possible drawbacks of irregular operation by the high pressures or deformations during the development of the exo-endothermic reactions are avoided by means of suitable safety devices, furthermore the activation of the chemical reaction between the reagent and the reactive liquid as
10 well as the rationalization and safety of the spaces of the containers and the internally incorporated envelopes, as well as the ergonomic manipulation and the portability, as well as improved production and assembling processes.

The multichamber flexible thermo container, subject of this
15 invention, develops and evolves unlike the above-mentioned previous patent the concept "Bag in Bag in Bag" in Chinese boxes or "matrioske" (Russian dolls) fashion.

Such form of packing as flexible container, made of plastic or composite material or metal sheet, with internal
20 incorporated auto-heating or auto-refrigerating thermo exchange for consumer foodstuffs, beverages, liquid dishes, dietetic, cosmetic, medical, pharmaceutical administrations and so on, includes in its multichamber interior a number of envelopes or bags, each with a predetermined role, one
25 of which being a micro-perforated reactive bag.

More precisely this invention refers to a flexible thermo container shaped like a multichamber envelope or bag or multicell or with multiple cells or pockets, with built-in auto-heating or auto-refrigerating internal thermo exchange

5 to prepare self-service products, including means to hold the reagent and the chemical reactive product, separation means provided with seals of said holding means with calibrated resistance, means or baffles to separate the reactive product from the products for the preparation and

10 the use, characterised by the fact that it includes a reaction pocket or chamber provided inside with a first proof container or envelope or bag, deformable by seal walls with controlled breakdown, holding a reactive liquid and a second container or envelope or bag holding exo-

15 endothermic reacting chemical substances of suitable make so that to be able to come in contact with said reactive liquid, said sealed reaction chamber being arranged inside said envelope holding the consumer product(s) of said container.

20 Said flexible thermo container shaped like an envelope or bag multichamber or multicell with multiple cells or pockets is characterised also by the fact that the second container or envelope holding the exo-endothermic reacting chemical substances is a reactive bag, micro-perforated or

otherwise permeable to the reactive liquid or of material allowing the flow of fluids.

Said flexible thermo container shaped like an envelope or bag multichamber or multicell with multiple cells or
5 pockets is characterised also by the fact that the container or envelope of the reactive liquid is inside the container or bag holding the chemical product.

Said flexible thermo container shaped like an envelope or
10 bag multichamber or multicell with multiple cells or pockets allows also that the reaction chamber can be provided with safety devices or means or members.

A further variant of the flexible thermo container shaped like an envelope or bag multichamber or multicell with
15 multiple cells or pockets of the invention is characterised by the fact the reaction chamber is bridge suspended over the delivery spout nozzle.

Another way of execution of the flexible thermo container shaped like a multichamber envelope or bag or multicell or
20 with multiple cells or pockets (Bag in Bag in Bag), with built-in auto-heating or auto-refrigerating internal thermo exchange to prepare self-service products subject of this invention is characterised by the fact that the reaction chamber is inserted into a pocket or sack or pocket made by
25 specific shaping of said envelope holding the consumer

product, said pocket being made precisely joining the end edges of the lateral walls of said bag or envelope, forming said sack or pocket, to position and hold said reaction chamber into the hermetic sealed joining of said edges
5 among them, or through a hermetic seal, the activation of the reaction occurring through the pressure originated by the breaking of the bag holding the reaction water, outside or inside the container or bag holding the reagents.

10 In another way of execution of said flexible thermo container shaped like an envelope or bag multichamber or multicell with multiple cells or pockets, subject of this invention, the external bag is made of a single sheet and the closure of the edges or the sealing can be also
15 reopenable, besides be finally fixed, to obtain a thermally rechargeable container suitable to exploit recharges (reaction chambers) perpetuating and keeping the thermo state (cooling, heating) or the consumer product or for its reutilization or recycling.

20

The flexible thermo container shaped like an envelope or bag multichamber or multicell with multiple cells or pockets, (Bag in Bag in Bag), with built-in auto-heating or auto-refrigerating internal thermo exchange to prepare
25 self-service consumer products can be also fully made

starting from a single sheet in its manufacturing process, preferably for no-food or no-drinkable products.

Otherwise in another variant the flexible thermo container
5 shaped like an envelope or bag multichamber or multicell
with multiple cells or pockets, (Bag in Bag in Bag), with
built-in auto-heating or auto-refrigerating internal thermo
exchange for self-service consumer products, is
manufactured making the envelopes or bags, of which is
10 composed, continuously starting from three/four different
sheets, then joined on the production line itself,
preferably for food or drinkable products.

Another way of execution of the flexible thermo container
15 shaped like an envelope or bag multichamber or multicell
with multiple cells or pockets, (concept Bag in Bag in Bag)
with built-in auto-heating or auto-refrigerating internal
thermo exchange for self-service consumer products,
foresees that the chamber or cell building the reaction
20 chamber provided with extendable folds is bonded to the
envelope holding the consumer product, and that the bag
holding the reactive liquid for the mixing with the
reactive granulate into the reaction chamber is provided
with a tear edge or tang of activation, arranged on the
25 bottom of said envelope, acting directly on the container

of the reactive liquid, causing its breaking and the subsequent mixing of the chemical agents.

The flexible thermo container subject of this invention can
5 be furthermore shaped like a deformable sack or envelope taking the most suitable shape for its packing and transportation, to avoid for instance the wrapping/packing in bottles, with noticeable increase of the characteristics weight/volume ratio, fitness, handiness.

10

Likewise it shows characteristics such that the preparation of the consumer or use substance and its thermo treatment (cooling, heating) can occur at the same time, also, if wanted, applying a single pressure.

15

Furthermore in the flexible thermo container being part of this invention the use substance can be heated, respectively cooled, with a thermo gap at least variable in the range from +15°C to +60°C upwards with reference to the
20 standard temperature (+15°C); and at least from -10°C to -30°C downwards with reference to the standard temperature (+15°C).

In some ways of execution the flexible thermo container subject of this invention is also provided with sealing
25 means, like seals, valves, membranes, walls, with

predetermined resistance to the pressure, of the different containers or bags, that are driven by a screwed plug able to rotate in the two directions to drive a spindle or another suitable control mean, to stress said bags holding
5 the different reactive and consumer substances, clearing their nozzles/valves, allowing the mixing of the latter, because of the breaking of said sealing means, allowing the communication between the said chambers till then separated by said sealing means.

10

Thanks to this invention it is realized a flexible thermo container shaped like an envelope or bag multichamber or multicell with multiple cells or pockets, with built-in auto-heating or auto-refrigerating internal thermo exchange
15 for self-service consumer products, shaped like a flexible, deformable, handy, pocket size envelope or bag, which can be activated and started up by compression or traction or rotation, thermo rechargeable, reusable and recyclable.

20 The container of the invention as above is suitable for many applications and utilizations, like its execution in portable packing for drinkables, liquid foodstuff, sauces, creams and spices; the administration of medicines, drugs, therapeutics, alimentary supporting and supplementing
25 substances for the wellness, that need a chemical pre-

treatment before their administration or use; for dispensers of refreshing, energy-giving, bracing, thirst-quenching beverages and foods and so on, for sport and free time; the application to cosmetic products, body care, beauty and thermal treatments and so on; the application to baby's bottles and dispensers for the nourishment during the childhood; the application to portable work sets for glues, sealing means, fillers, paints, compounds and so on; the application to sets for military provisioning and medical equipment for the Army, Disaster Intervention Civil Force and Humanitarian Help Actions.

We given here below a detailed description of some preferred ways of execution of the subject of this invention, here below given as example only without depriving anything of the generality of the invention, with reference to the drawings of the attached figures:

- The Figure 1 shows in section a preferred way of execution of the container, where the bags holding the reactive liquid and the chemical reactive products are separated and immersed in the reaction chamber.

- The Figure 1a show a way of execution of the container of the previous figure with the three bags inserted one

into the other (concept bag in bag in bag in...), where the chemical reactive products are directly hold into the reaction chamber, provided with a safety valve;

- 5 - The Figure 2 shows the concept bag in bag in bag, where the reactive liquid is hold into the bag of the chemical reactive products and the latter in turn into the reaction chamber hold in the bag of the consumer product;
- 10 - The Figure 2a shows a way of execution of the previous where the chemical agents are directly arranged into the reaction chamber this time provided also with expansion chamber and over-pressure exhaust ducts;
- 15 - The Figure 3 shows a variant of a way of execution where the reaction bag or chamber is suspended from a bridge fixed to the pressure openable spout;
- 20 - The Figures 4a, 4b, 4c show a particular way of execution of the container like an envelope with internal bag made by bonding of a single sheet, fully separated from the consumer product when required communicating with the outside incorporating the reaction chamber in its different variants;

- The Figures 5a, 5b, 5c show a way of execution of the container subject of the invention, with rechargeable reaction chamber, made starting from three sheets for food
5 use so that the micro-perforated bag does not go in contact with the liquid food or beverages;

- The Figures 5a, 6b, 6c describe the container of the invention with fully flexible bag with thermal starting
10 device through tear tang and breaking of the chamber holding the reactive liquid, arranged inside the reaction chamber provided with extendable folds.

The principle of the idea is to obtain an envelope,
15 container for consumer products to be heated or cooled, exploiting endothermic or exothermic reactions. The peculiarity of this idea is that the reaction chamber is fully immersed in the consumer product and that has a valve controlling a possible pressure generated by the chemical
20 reaction, the reaction bags inside working out the concept "bag in bag" or "bag in bag in bag".

In a first preferred way of execution, Figure 1, the reaction bag or chamber 2 is inserted and possibly bonded
25 to the envelope, which will hold the consumer product 6.

The start up occurs applying a pressure on the envelope 3 of the reactive liquid 3', also arranged inside the reaction chamber 2. This operation will break the internal bag 3 holding the reactive liquid 3', which will go to mix
5 itself with the reactive granulate 4' of the bag 4, which can be also micro-perforated 4", causing the endo-exothermic reaction into the reaction chamber 2. In case of generation of overpressure vapours into the reaction chamber 2, the pressure will open a valve 10, which will
10 allow the vapour or gas to flow out without to cause the explosion of the bag 1' holding the consumer product 6.

Parts of the flexible bag container 1:

- Consumer product bag 1'
- 15 - Consumer product 6
- Reaction chamber 2
- Bag holding the reactive liquid 3
- Reactive liquid 3'
- Bag holding the chemical agents 4, micro-perforated 4"
- 20 - Chemical agents 4'
- Safety valve 10
- Sprout or tear zone to open the bag or output hole 11,

Figure 1.

A variant of the previous way of execution of the flexible bag with safety valve (Figure 1a) is based on the principle of the idea to obtain an envelope 1 for consumer products 6 to be heated or cooled, exploiting endothermic or exothermic reactions. The peculiarity of this idea is that the reaction chamber is fully immersed into the consumer product 6 and that it has a valve 10 controlling a possible pressure generated by the chemical reaction.

10 Parts of the flexible bag container 1:

- Consumer product bag 1'
- Consumer product 6
- Reaction chamber 2
- Bag holding the reactive liquid 3
- 15 - Reactive liquid 3'
- Bag holding the chemical agents 2, 4
- Chemical agents 4'
- Safety valve 10
- Sprout or tear zone to open the bag or output hole 11,

20

The flexible container 1 is composed of three bags, one inserted into the other. The bag holding the reactive liquid 3 is inserted into the reaction chamber bag 2 which this time acts also as container 4 of the chemical agents

25 4'.

On the bottom of the reaction chamber bag 2, the safety valve 10 will be applied or pressed.

In turn, the reaction chamber bag 2 is inserted into the bag 1' holding the consumer product 6 and bonded.

5

Applying a pressure on the bag 3 holding the reactive liquid 3' its breaking occurs causing the mixing of the chemical products 4' inside the reaction chamber 2, 4, generating the endothermic and exothermic reaction. In case
10 of excess of pressure inside the reaction chamber, the safety valve 10 helps releasing the pressure outside the container 1 of the consumer products bag 1'. Figure 1a.

In another way of execution, Figure 2, the concept chain
15 "bag in bag" is realized, where the bag 3 holding the reactive liquid 3' is contained into the bag 4 holding the reactive products 4', in turn contained in the reaction chamber 2 fully immersed in the consumer product to be heated or cooled, provided with a valve 10 controlling a
20 possible excess of pressure generated by the chemical reaction.

For further safety and efficiency, the bag 4 holding the chemical agents is micro-perforated 4".

25

Parts of the flexible bag container 1:

- Consumer product bag 1'
- Consumer product 6
- Reaction chamber 2
- 5 - Bag holding the reactive liquid 3
- Reactive liquid 3'
- Bag holding the chemical agents 4, micro-perforated 4"
- Chemical agents 4'
- Safety valve 10
- 10 - Sprout or tear zone to open the bag or output hole 11,

In particular, in this execution the flexible container 1 is composed of three bags 3, 4, 2, each inserted inside the other. The bag 3 holding the reactive liquid 3' is inserted
15 into the reaction chamber bag 4, which holds also the chemical agents 4', in turn contained into the reaction chamber bag 2, said reaction chamber being fully immersed in turn in the bag 1' of the consumer product 6. A valve 10 controlling a possible pressure generated by the chemical
20 reaction completes the flexible container 1, Figure 2.

A variant of the previous execution includes a flexible container 1 with an expansion chamber 16 with a safety valve 15 and overpressure ducts 13, 14 suspended over the
25 sprout 11, Figure 2a.

The flexible container 1 of the invention shows a safety device, weakened bonding 15 - expansion chamber 16 - overpressure ducts 12, 13, controlling a possible overpressure generated by the chemical reaction occurred

5 inside the reaction chamber 2, fully immersed in the bag 1' of the consumer product 6. It is composed of three bags, one inserted into the other. The bag 3 holding the reactive liquid 3' is inserted into the reaction chamber bag 4, which holds in this variant also the chemical agents 4'.

10 The reaction chamber bag 2 shows a weakened bonding 15, which will collapse in case of overpressure allowing the communication of the reaction chamber 2 with the expansion chamber 16. Should the expansion chamber 16 not be sufficient to hold the excess pressure, the latter will

15 discharge itself outside the bag 1' holding the consumer product 6 of the container 1, through the overpressure ducts 13, 14 of the sprout 11.

The application of a pressure on the bag 3 holding the

20 reactive liquid causes its breaking causing the mixing of the chemical products inside the reaction chamber 2 generating the endothermic and exothermic reaction.

Parts of the flexible bag container 1:

25 - Consumer product bag 1'

- Consumer product 6
- Reaction chamber 2
- Bag holding the reactive liquid 3
- Reactive liquid 3'
- 5 - Bag holding the chemical agents 2 (reaction chamber)
- Chemical agents 4'
- Weakened bonding 15
- Expansion chamber or safety zone 16
- Sprout or tear zone to open the bag or output hole 11,
- 10 - Overpressure ducts 13, 14,

Figure 2a.

Description of the safety system controlling the pressure:

The sprout plug 11 includes a zone supporting the thermal
15 element to hook or bond a further chamber suitable to hold
liquid or solid products. On the bottom of the support
plug, there are safety holes 13, 14 that let the possible
further internal chamber communicate with the outside of
the packing. A possible overpressure is discharged through
20 the safety holes flowing through the outlets. In case of
high-pressure vapours, the safety holes can be provided
with a cooling zone.

A different way of execution, Figure 3, foresees the
25 modification of the design of the sprout 11, adding a

bridge 16 where the reaction chamber bag 2 with overpressure valve 10 is then arranged. The whole is then inserted into the envelope 1' holding the consumer product 6. The reaction bag 2 is inserted and possibly bonded to the envelope 1' holding the consumer product 6.

Parts of the flexible bag container 1:

- Bridge 12
- Consumer product bag 1'
- 10 - Consumer product 6
- Reaction chamber 2
- Safety valve 10
- Sprout or tear zone to open the bag or output hole 11,

Figure 3.

15

Another way of execution of the subject of this invention (Figures 4a, 4b, 4c) foresees the bag flexible container 1 with envelope 1' of the consumer product 6 provided with internal pocket 8. The peculiarity of this variant is that the envelope 1' of the consumer product is made of a single dual-layer sheet.

The principle of the idea is to obtain an envelope suitable to hold liquid or solid substances with an internal sack, fully separated from the consumer product and, if needed,

communicating with the outside. The peculiarity of this idea is that the envelope 1' of the consumer product 6 is made of a single dual-layer sheet folded over its edges 1", 1"' to form the pocket or sack 8 with sealing points 7" of
5 the terminal parts 7, 7', of said edges 1", 1"'.

We start from a bag of plastic material, the external bag 1', which has the characteristic to be a single layer, which with this folding system creates a pocket 8, suitable
10 to contain various materials, as for instance a bag for endothermic or exothermic reactions (element inserted reaction chamber 2). The reaction bag 2 is inserted into the specific pocket 8 made by folding the edges 1", 1"' inside the envelope 1' holding the consumer product 6. The
15 pocket 8 formed by the external bag 1' can further be sealed by fixed points 7", also with calibrated collapsing, or temporarily re-openable 9, on sealing points 7, 7'.

The bag or reaction chamber 2, holding the bag 3 of the reactive liquid 3' and the bag 4 of the chemical reactive
20 substances 4', like the previous ways of execution, is arranged in a dedicated pocket 8 inside the envelope 1' holding the consumer product 6. The start of the reaction occurs through pressure, which will break the bag 3, holding the reactive liquid 3', in the same way as the
25 above-mentioned variants. The seals or closures 7", 9 can

also be with calibrated opening or collapsing in case of overpressure. Furthermore, the pocket 8 can receive new reaction charges or heating or cooling thermal charges to keep the temperature of the consumer product or for further
5 use. The Figures 4°, 4b show the container of this variant including a reaction chamber 2 having inside the bag 3 of the reactive liquid 3' and holding the chemical reactive substances 4', while the Figure 4c shows the bag 1' holding the consumer product 6 in the variant with a larger
10 capacity bulge and reaction chamber including the two separate bags 3, 4 holding respectively the reactive liquid 3' and the chemical reactive substances 4'.

Components of the flexible bag container 1 with internal
15 pocket:

- Sprout or tear zone to open the bag or liquid output hole 11,
- Consumer product envelope 1'
- Consumer product 6
- 20 - Inserted element (reaction chamber) 2
- Envelope 3 holding the reactive liquid 3'
- Envelope 4 holding the chemical reactive products 4'
- Lateral edges, folds forming the bay, 1'', 1'''
- Sealing end edges 7, 7'
- 25 - Sealing points 7''

- Seal 9
- Bag or bay or pocket consumer product envelope 8,
Figures 4a, 4b, 4c.

5 A further foreseen variant of the flexible container of the invention is that shown in the Figures 5a, 5b, 5c.

Such particular way of execution shows like the previous one the characteristic to be provided with an internal pocket 8.

10 But in this one we start with a three-layer plastic sheet, starting the manufacturing not from a single sheet but from three distinct sheets, one of which folded to create the pocket 8 formed by the bag 1' consumer product 6, through its edges 7, 7' made by bending. The bag 3 of the reactive
15 liquid 3', as well as the bag 4 of the chemical agents 4' are obtained from the other distinct sheets and inserted separately inside the pocket 8 to serve as reaction chamber, Figures 5a, 5b, or into a separate independent reaction chamber 2 with weakened bonding, then introduced
20 in turn into the pocket or bag 8, Figure 5c. In both cases a fixed or collapsible openable seal 7", 9 closes the pocket 8 to form or close the reaction chamber 2.

Components of the bag flexible container 1 with internal
25 pocket:

- Sprout or tear zone to open the bag or output hole 11 of the liquid,
 - Consumer product bag 1', with lateral edges 1", 1"',
 - Consumer product 6
- 5 - Inserted element (reaction chamber) 2
- Envelope 3 holding the reactive liquid 3'
 - Envelope 4 holding the chemical reactive substances 4'
 - Lateral edges, bends forming the bay, 1", 1"''
 - End sealing edges 7,7'
- 10 - Sealing points 7"
- Seal 9
 - Bay or bag or pocket made by consumer product envelope 8, Figures 5a, 5b, 5c.
- 15 A further particular way of execution of the flexible container subject of the invention refers to a bag container concept "bag in bag" with tear opening, Figures 6, 6b, 6c.
- 20 The principle of the idea is to have a fully flexible bag with a traction opening system.

We start from a bag 3 of plastic material holding the liquid 3', which will be utilized for the chemical

25 reaction, the reactive liquid chamber 3. This is inserted

into another bag, reaction chamber 2, which serves also as chamber 4 holding the chemical reactive substances 4' and will hold already inside the chemical material 4' for the reaction. The reaction chamber 2 will have bends to allow a stretching. In turn, the reaction chamber 2 is inserted into and fixed to an external bag 1', suitable to hold liquids or solids. The reaction bag 2, 4 is bound to the envelope 1' holding the consumer product 6.

10 Pulling the tear tang 5 traction is directly put on the chamber 3 of the reactive liquid 3' causing the breaking and the subsequent mixing of the chemical agents 4'.

The activation occurs pulling the tang 5 placed on the bottom of the envelope. This operation will break the internal bag 3 holding the reactive liquid 3' which will mix itself with the reactive granulate 4' into the reaction chamber 2.

The bag container with tear opening is composed of the following parts:

- Stretchable reaction chamber with bends 2
- Breakable reactive liquid chamber 3
- Bending of the chamber 2
- External bag, consumer product envelope 1' with deformable bottom

- Reaction chamber 2, 4
 - Chamber 3 holding the reactive liquid 3'
 - Chamber 4 holding the chemical reactive substances 4'
 - External bag, consumer product envelope 1'
- 5 - Tear edge or tang 5 to activate the breaking of the reactive liquid chamber
- Consumer product 6
 - Liquid outflow hole 11 ,

Figures 6, 6b, 6c.

10

With regard to the thermal start and opening devices of the subject container, we give here below a description of a preferred form of execution of the activation starting from a cap on the sprout.

- 15 The principle of the idea is based on the use of the cap to break by traction or compression a valve of a container to put in communication chambers, bags, suitable to hold liquid or solid products.

- 20 Activation by cap on sprout, not shown in the Figures.

The principle is based on the use of the cap of the container to break by traction or compression a valve in order to put in communication chambers suitable to hold

25 liquid or solid products.

The whole includes 3 main elements:

- A sealing cap
- A supporting structure
- 5 - A tensile or compressive structure.

The tensile structure is inserted into the supporting structure and screwed on the sealing cap through an opening thread. The sealing cap is in turn fixed on the supporting
10 structure through a tensile thread.

Turning counter clockwise the sealing cap, the latter turns on the continuous thread.

This operation makes the tensile structure moving using the tensile thread inside the sealing cap causing the lifting
15 or the lowering of the tensile structure.

The movement of the tensile structure is used to put in communication chambers until that point in time separated by valves, membranes, bags and so on, using traction or compression.

20 This system can also include a sprout with the control of the internal pressure.

Operation:

1. Remove the seal and safety clip

2. Turning the cap in a specific direction (clockwise or counter clockwise), using a specific thread, the tensile element goes up or down according to the project.

3. Turning the cap in the direction opposite to the above,
5 the cap releases the tensile element and gets detached from the support allowing the clearing of the output nozzle.

To this structure, the bags are then applied, holding the chemical products that will serve the exothermic and endothermic reactions.

10 This element will then be inserted into an envelope holding the consumer product.

Sprout for fizzy drinks.

It is intended to solve the problem of the gas leak from
15 the flexible packing of gassed drinks or liquids as well as the leak of vapours or gases produced inside a possible chamber inside the main packing.

The whole includes two main elements:

1. Mobile cap
- 20 2. Cap support

Procedure to release the gas produced by the consumer product:

After having taken away a possible safety seal, it is necessary to turn the mobile cap clockwise or counter clockwise.

This operation will put in communication the output hole of
5 the gas to the zone of storage of gas and liquid, releasing the gas hold inside the packing.

The rotation speed of the mobile cap will set the releasing speed of the gas.

Later on to clear the output hole of the liquid, it is
10 necessary to push the mobile cap towards the cap support.

Repeating the operation backwards, this system becomes again sealed.

The flexible thermal container 1 shaped like an envelope or
15 bag 1' multichamber or multicell or with multiple cells or pockets realizes the concept "Bag in Bag (bag in bag in bag)" like Chinese boxes or "matrioske" (Russian dolls), foresees the built-in auto-heating or auto-refrigerating internal thermal exchange for self-service consumer
20 products and includes essentially a reaction bay or chamber 2 provided inside with a first sealed deformable container or envelope 3, with sealing walls, with controlled collapsing, holding a reactive liquid 3' and with a second container or envelope 4 holding exo-endothermic chemical
25 reactive substances 4' of suitable type in order to can

enter in contact with the reactive liquid 3', the sealed reaction chamber 2 being arranged inside the envelope 1' holding the consumer product(s) of the container 1.

5 When the envelopes or bags 3 holding the reactive liquid 3' and 4 holding the chemical reactive substances 4' are separately arranged inside the reaction chamber 2, we refer to the execution of the Figure 1, when the chemical reactive substances are directly hold inside the reaction
10 chamber we refer to the execution of the Figure 1a, when on the contrary the envelope 3 of the reactive liquid 3' is contained into the envelope 4 of the chemical reactive substances we refer to the execution of the Figure v2, and in the variant where the reaction chamber serves directly
15 also as support of the chemical reactive substances 4' we refer to the execution of the Figure 2a.

The bags holding the reagent 3 and the chemical reactive product 4 are provided with separation baffles or sealing means with calibrated resistance so that they come in
20 contact only under a predefined stress or action, the same for the envelopes or bags 1' holding the ingredients for the preparation of the consumer product 6, being the separation baffles of the reactive product and those for the preparation of the consumer product well distinct and
25 isolated in order not to enter in mutual contact.

To increase effectiveness and safety of the endo-exothermic chemical reaction we decided for bags 4 holding the chemical reactive substances 4' of micro-perforated type 4", Figures 1, 2.

5 Likewise, we use in this invention reaction chambers with safety valve 10 in the execution of the Figures 1, 1a, 2, or with overpressure expansion chamber 16 with separation baffle 15, weakened bonding, calibrated breaking and overpressure ducts 13, 14 in the execution of the Figure
10 2a.

Another execution, in the way of execution of the reaction chamber 2 bridge suspended over the delivery spout 11 of the consumer product 6, and inserted and immersed into the envelope 1' of the container 1, is shown by the Figure 3.

15 In a different way of execution, bag with internal pocket, the envelope 1' holding the consumer product 6 of the flexible container 1 shows two terminal edges or ends 7, 7', one for each lateral wall or side 1", 1"' of the envelope or bag 1', that joining together create a bag or
20 pocket 8, where it is possible to house the reaction chamber 2. The reaction bag 2 can be of the "bag in bag" type, where the bag or envelope 3 of the reactive liquid 3' is arranged inside the container of the reactive products 4', container, which can be a distinct bag 4, or the
25 reaction chamber 2 itself, Figures 4a, 4b. Otherwise the

two bags 3 and 4 of the reagents, liquid and chemical substances, can be distinct and separated inside the reaction chamber 2, Figure 4c.

To close the reaction chamber 2, the edges are joined in the joint 7', usually by bonding which can also be calibrated, Figures 4a, 4b, or through a seal 9 which can also be calibrated, Figure 4c.

We start from a bag of plastic material, the external bag 1', which has the characteristic to be single-layer, which with this bending system creates a pocket 8 suitable to hold various material, as for instance a bag for endothermic or exothermic reactions (inserted element reaction chamber 2) or thermal recharges.

The pocket 8 of the external bag 1' can be sealed in fixed or re-openable way on the sealing points 7", 9, Figures 4a, 4b, 4c.

The start of the reaction occurs through the compressive stress by breaking the bag container 3 holding the reactive water 3' inside or outside the container or bag 4 of the reagent 4', Figures 4a, 4b, 4c.

The principle of the idea is to obtain an envelope suitable to hold liquids or solids with an internal pocket, fully

separated from the consumer product and, if needed, communicating with the exterior.

The same previous way of execution can be adopted in case
5 the container 1 is intended to hold drinks or foods
starting its manufacturing instead of from a single multi-
layer sheet, from three sheets, that central being bend,
while the previous one, more suitable for drugs, cosmetic
or other, is manufactured starting from a single sheet,
10 Figures 5a, 5b, 5c.

The product is composed of three bags manufactured starting
from three sheets, one inserted into the other. The bag 3
holding the reactive liquid 3' is inserted into the
15 reaction chamber bag 2, holding also the chemical agents
4'.

For better safety in case of foods, we use a micro-
perforated bags so that the chemical reactive products do
20 not come in contact with the liquid foods or drinks.

In these two last executions, we obtain a container with
rechargeable chamber to regenerate or to keep the thermal
exchange. Furthermore, the sealing 7", 9 of the edges can

be final or re-openable. This to allow using recharges (reaction chamber).

The sealing 7", 9 of the edges can be final or re-openable
5 this to allow to use recharges (reaction chamber),
obtaining a thermally rechargeable suitable to use
recharges (reaction chamber) to perpetuate and keep the
thermal state (cooling, heating) of the consumer product 6
or for its re-use or recycling.

10

At the end in another preferred way execution in the
flexible thermal container 1 shaped like an envelope or bag
1' multichamber or multicell or with multiple cells or
pockets, based on the "bag in bag in bag" concept, with
15 built-in auto-heating or auto-refrigerating internal
thermal exchange for self-service consumer products, the
chamber or cell forming the reaction chamber 2 is bound to
the envelope or bag 1' holding the consumer product 6, said
reaction chamber 2 holds the bag 3 holding the reactive
20 liquid 3' which will mix with the reactive granulate 4' in
the same reaction chamber 2, and is provided with a tear
edge or tang 5 placed on the bottom of the envelope 1' and
joined to the bag of the reactive liquid, to cause its
breaking, Figures 6a, 6b, 6c.

25

We start from a bag 3 of plastic material holding the liquid 3', which will be used for the chemical reaction. This one, reactive liquid chamber, is inserted into another bag forming the reaction chamber 2 holding inside the chemical material 4' for the reaction. The reaction chamber 2 shows some bends, while the bottom of the bag 1' is made by two walls showing an angle between them, concave at rest, convex in operation, to allow their stretching.

In turn, the reaction chamber 2 is inserted into and fixed to the external bag 1', suitable to contain liquids or solids.

Pulling the tear tang 5 causes a traction directly on the reactive liquid chamber 3 causing its breaking and the subsequent mixing of the chemical agents into the reaction chamber 2, Figures 6a, 6b, 6c.

The container subject of the invention is shaped like flexible envelope or bag, deformable, portable, pocket size, handy, to be put in operation by compression or traction or rotation. Because of its flexibility, it is deformable and can take the most suitable shape for its packing and transportation, avoiding for instance the wrapping/packing as bottles, with noticeable increase of the characteristic weight/volume ratio, fitness, handling.

Into it the preparation of the use substance and its thermo treatment (cooling, heating) can occur at the same time, also, if wanted, applying a single pressure.

5 Such use substance or consumer product 6 can be heated, respectively cooled, with a thermo gap at least variable in the range from +15°C to +60°C upwards with reference to the standard temperature (+15°C); and at least from -10°C to -30°C downwards with reference to the standard temperature
10 (+15°C).

The container of the invention finds particular application and use for portable packing for drinkables, liquid foodstuff, sauces, creams and spices as well as for
15 dispensers or administrators of refreshing, energy-giving, bracing, thirst-quenching beverages and foods and so on, for sport and free time.

In the same way it finds particular use for ready-to-use
20 packing for medicines, drugs, therapeutics, alimentary supporting and supplementing substances for the wellness, that need a chemical pre-treatment before their administration or use; for dispensers of refreshing, energy-giving, bracing, thirst-quenching beverages and
25 foods and so on, for sport and free time; the application

to cosmetic products, body care, beauty and thermal treatments and so on.

It is very well suitable for use in baby's bottles and
5 dispensers for the nourishment during the childhood.

Likewise the flexible thermal container shaped as envelope or bag finds particular use and application to portable work sets for glues, sealing means, fillers, paints,
10 compounds and so on for craftsmen and do-it-yourself.

Furthermore, it is suitable to play a very important role in its use and application to military provisioning and medical equipment for the Army, Disaster Intervention Civil
15 Force and Humanitarian Help Actions.

We believe that the subject of this invention means a radical innovation on the market of drinkables, particularly those handy that will bring with it beyond
20 technical and industrial innovations of manufacturing and production, also noticeable implications in the field of consumers and social relations, as already happened with other recent technologies in other fields.

CLAIMS

5

1.) Flexible thermal container (1) shaped like an envelope or bag (1') multichamber or multicell with multiple cells or pockets with built-in auto-heating or auto-refrigerating
10 internal thermal exchange for self-service consumer products, composed of means holding the reagent and the chemical reactive product, separation means of said holding means provided with sealing means with calibrated resistance, separation means or baffles of the reaction
15 product from preparation <and consumer products,
characterised by the fact that it includes, a reaction chamber (2) shaped as envelope or bag provided inside with a first proof container or envelope or bag (3), deformable by seal walls with controlled breakdown, holding a reactive
20 liquid (3') and with a second container or envelope or bag (4) holding chemical reactive exo-endothermic substances (4') of suitable make so that to be able to come in contact with said reactive liquid (3'), said sealed reaction chamber (2) being arranged inside said envelope (1')

holding the consumer product(s) (6) of said container (1),
(Figures 1, 1a, 2, 2a, 4a, 4b, 4c, 5a, 5b, 5c, 6a, 6b, 6c).

2.) Flexible thermal container (1) shaped like an envelope
5 or bag (1') multichamber or multicell with multiple cells
or pockets according to the Claim 1, characterised by the
fact that the second container or envelope (4) holding the
chemical reactive exo-endothermic substances is a reactive
bag (4'') micro-perforated or otherwise permeable to the
10 reactive liquid or of material allowing the flow of fluid,
(Figures 1, 2).

3.) Flexible thermal container (1) shaped like an envelope
or bag (1') multichamber or multicell with multiple cells
15 or pockets according to the Claim 1 or 2, where the
container or envelope (3) of the reactive liquid (3') is
inside the container or bag holding the chemical product
(4'), (Figures 2, 2a).

20 4) Flexible thermal container (1) shaped like an envelope
or bag (1') multichamber or multicell with multiple cells
or pockets according to the Claim 1, characterised by the
fact that the reaction chamber (2) is bridge suspended (12)
on the support zone sprout output nozzle (11), (Figure 3).

5.) Flexible thermal container (1) shaped like an envelope or bag (1') multichamber or multicell with multiple cells or pockets according to any one of the Claims 1 to 3, characterised by the fact that the reaction chamber(2) is
5 provided with safety devices or means (10), (Figures 1, 1a, 2, 3).

6.) Flexible thermal container (1) shaped like an envelope or bag (1') multichamber or multicell with multiple cells
10 or pockets according to the Claim 1, characterised by the fact that the reaction chamber (2) is provided with safety devices or means (10), composed of an expansion chamber (16), communicating with the reaction chamber (2) through a weakened bonding (15), connected to overpressure ducts (13,
15 14), (Figures 2a).

7.) Flexible thermal container (1) shaped like an envelope or bag (1') multichamber or multicell with multiple cells or pockets with built-in auto-heating or auto-refrigerating
20 internal thermal exchange for self-service consumer products according to the Claim 1, characterised by the fact that the reaction chamber (2) is inserted into a pocket or bag (8) made by specific shaping from said envelope (1') holding the consumer product (6), said pocket
25 (8) made precisely by joining the terminal edges (7, 7') of

the lateral walls (1", 1'') of said bag or envelope (1'), forming said bag or pocket (8), to position and close said reaction chamber (2) in the hermetic sealing joining (7") of said edges (7, 7') together, or through a hermetic seal
5 (9), the starting of the reaction occurring by the compressive stress of the breaking of the bag container (3), holding the reactive liquid (3'), inside or outside the container or bag (4) of the reagents (4'), (Figures 4a, 4b, 4c).

10

8.) Flexible thermal container (1) shaped like an envelope or bag (1') multichamber or multicell with multiple cells or pockets according to the Claim 7, characterised by the fact that the external bag (1') is manufactured starting
15 from a single folded sheet (1') and that the closure (7") of the edges (7,7') or the seal (9) can be also reopenable, besides be finally fixed, to obtain a thermally rechargeable container suitable to exploit recharges reaction chambers (2) or thermal charges perpetuating and
20 keeping the thermo state, cooling, heating, or the consumer product or for its reutilization or recycling, (Figures 4a, 4b, 4c).

9.) Flexible thermal container (1) shaped like an envelope
25 or bag (1') multichamber or multicell with multiple cells

or pockets with built-in auto-heating or auto-refrigerating internal thermal exchange for self-service consumer preparations according to the Claim 7, where the envelopes or bags (1', 2, 3 and 4) composing said container (1), are
5 manufactured starting from three/four different sheets, (Figures 5a, 5b, 5c).

10.) Flexible thermal container (1) shaped like an envelope or bag (1') multichamber or multicell with multiple cells
10 or pockets with built-in auto-heating or auto-refrigerating internal thermal exchange for self-service consumer preparations, according to the Claim 1, characterised by the fact that the chamber or cell building the reaction chamber (2) stretchable provided with folds, is bound to
15 the envelope (1') holding the consumer product (6), and that the bag (3) holding the reactive liquid (3'), for the mixing with the reactive granulate (4') into the reaction chamber (2) is provided with a starting tear edge or tang (5), arranged von the variable geometry bottom of said
20 envelope or bag (1') of the consumer product (6), acting directly on the reactive liquid container (3), causing its breaking and the subsequent mixing of the chemical agents, (Figures 6a, 6b, 6c).

11.) Flexible thermal container (1) according to any one of the Claims 1 to 10, characterized in that it is shaped like a deformable bag or envelope taking the most suitable shape for its packing and transportation, avoiding for instance
5 the wrapping/packing in bottles, with noticeable increase of the characteristics weight/volume ratio, fitness, handiness.

12.) Flexible thermal container (1) according to any one of
10 the Claims 1 to 11, characterised by the fact that the preparation of the consumer or use substance and its thermo treatment (cooling, heating) can occur at the same time, also, if wanted, applying a single pressure.

13.) Flexible thermal container (1) according to any one of
15 the Claims 1 to 12, characterised by the fact that the use substance can be heated, respectively cooled, with a thermo gap at least variable in the range from +15°C to +60°C upwards with reference to the standard temperature (+15°C);
20 and at least from -10°C to -30°C downwards with reference to the standard temperature (+15°C).

14.) Flexible thermal container (1) according to the Claim 1, characterized by the fact that the sealing means, seals,
25 valves, membranes, walls, with predetermined resistance to

the pressure, of the different containers or bags, are driven by a screwed plug (11) able to rotate in the two directions to drive a spindle or another suitable control mean, to stress said bags holding the different reactive
5 and consumer substances, clearing their nozzles/valves, allowing the mixing of the latter, causing the breaking of said sealing means, allowing the communication between the said chambers till then separated by said sealing means.

10 15.) Flexible thermal container (1) shaped like an envelope or bag (1') multichamber or multicell with multiple cells or pockets with built-in auto-heating or auto-refrigerating internal thermal exchange for self-service consumer preparations, according to any one of the Claims 1 to 14,
15 characterised by the fact that said flexible container (1) is shaped like a flexible, deformable, handy, pocket size envelope or bag, which can be activated and started up by compression or traction or rotation, thermo rechargeable, reusable and recyclable.

20

16.) Use, application of the flexible thermal container (1) shaped like an envelope or bag (1'), according to any one of the Claims 1 to 15, in portable packing for drinkables, liquid foodstuff, sauces, creams and spices.

25

17.) Use, application of the flexible thermal container (1)
shaped like an envelope or bag (1'), according to any one
of the Claims 1 to 15, for dispensers of refreshing,
energy-giving, bracing, thirst-quenching beverages and
5 foods and so on, for sport and free time.

18.) Use, application of the flexible thermal container (1)
shaped like an envelope or bag (1'), according to any one
of the Claims 1 to 15, to medicines, drugs, therapeutics,
10 alimentary supporting and supplementing substances for the
wellness, that need a chemical pre-treatment before their
administration or use.

19.) Use, application of the flexible thermal container (1)
15 shaped like an envelope or bag (1'), according to any one
of the Claims 1 to 15, to cosmetic products, body care,
beauty and thermal treatments and so on.

20.) Use, application of the flexible thermal container (1)
20 shaped like an envelope or bag (1'), according to any one
of the Claims 1 to 15, to baby's bottles and dispensers for
the nourishment during the childhood.

21.) Use, application of the flexible thermal container (1)
25 shaped like an envelope or bag (1'), according to any one

of the Claims 1 to 15, to portable work sets for glues, sealing means, fillers, paints, compounds and so on.

22.) Use, application of the flexible thermal container (1)
5 shaped like an envelope or bag (1'), according to any one of the Claims 1 to 15, to military provisioning and medical equipment for the Army, Disaster Intervention Civil Force and Humanitarian Intervention Bodies.

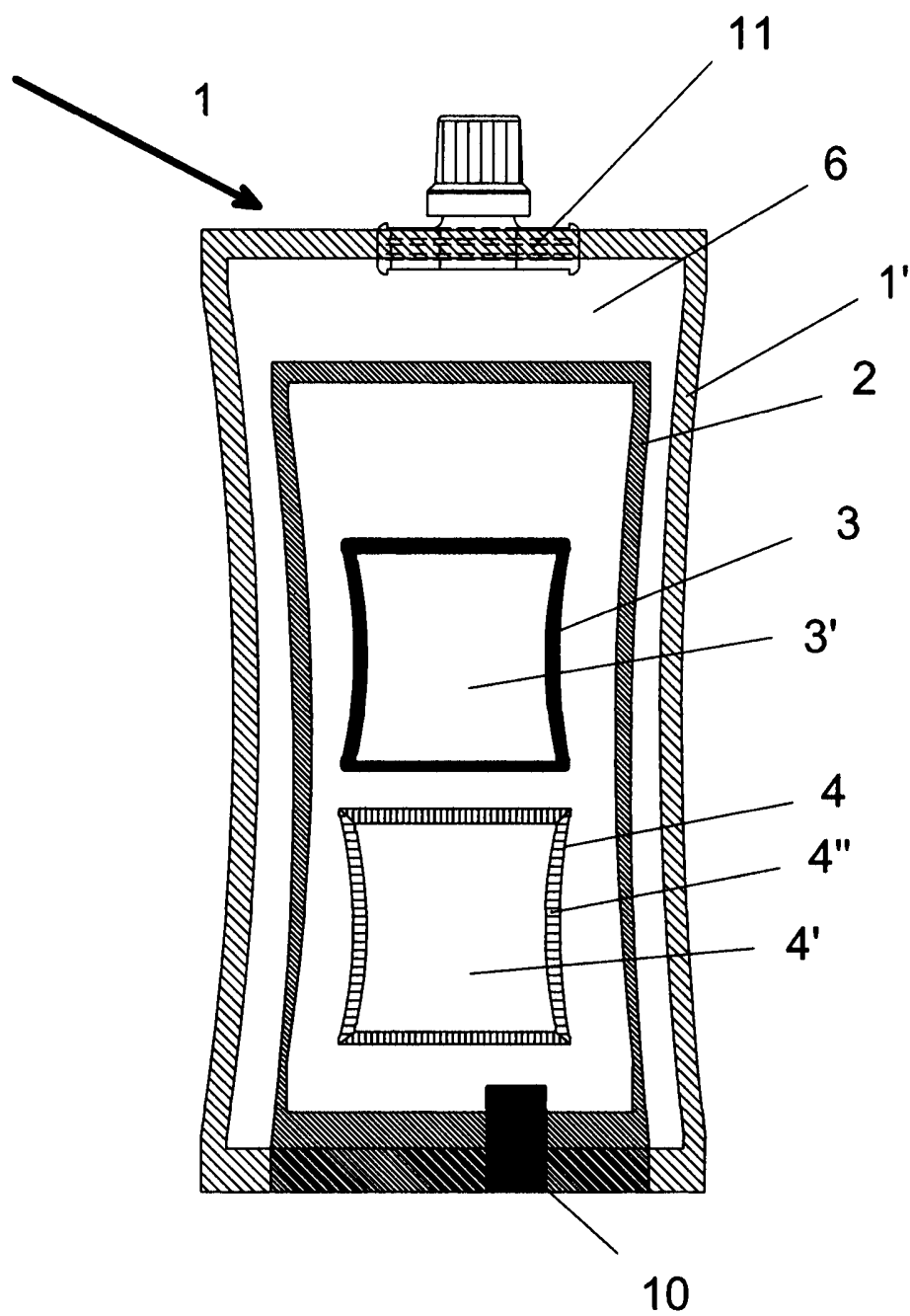


Fig. 1

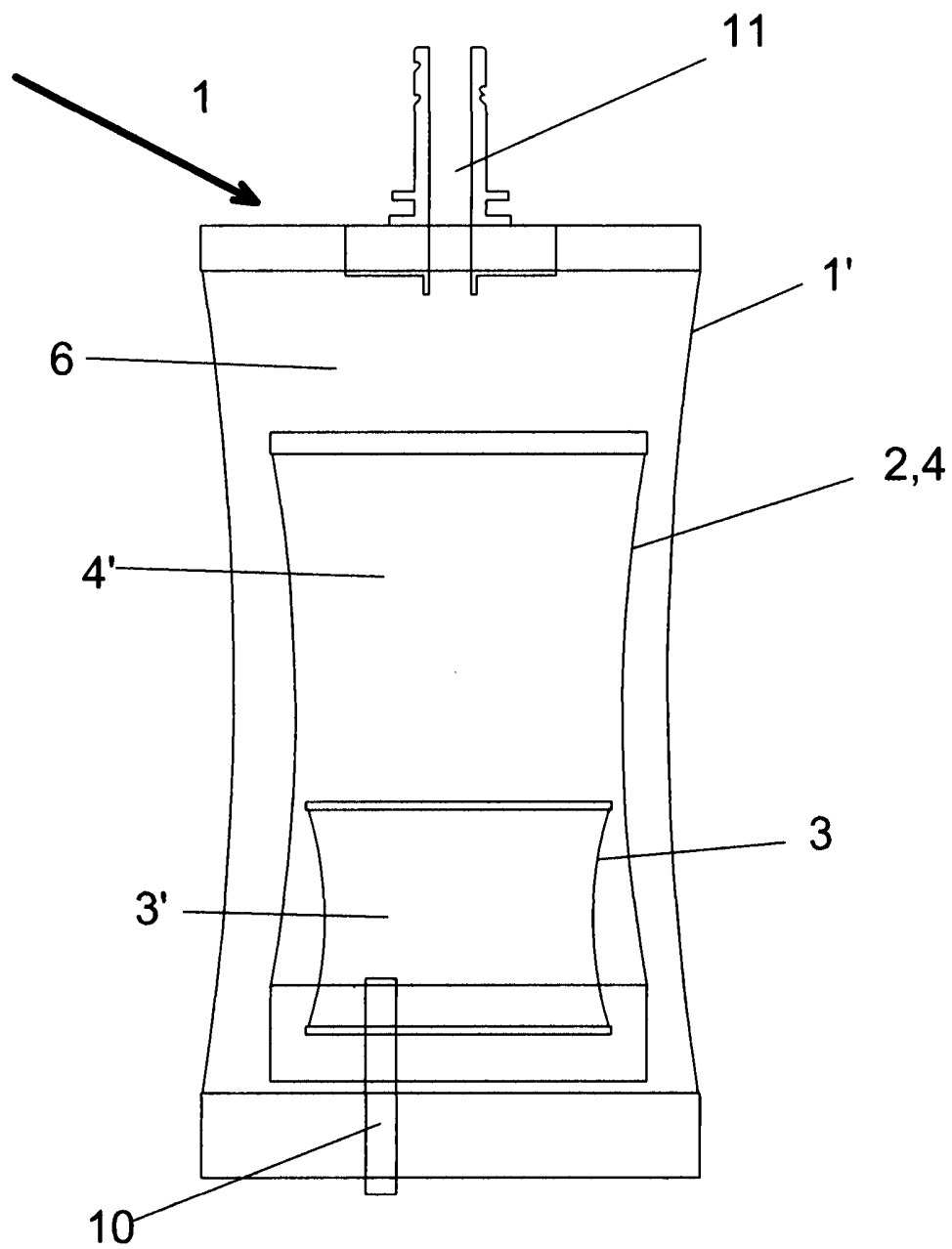


Fig. 1a

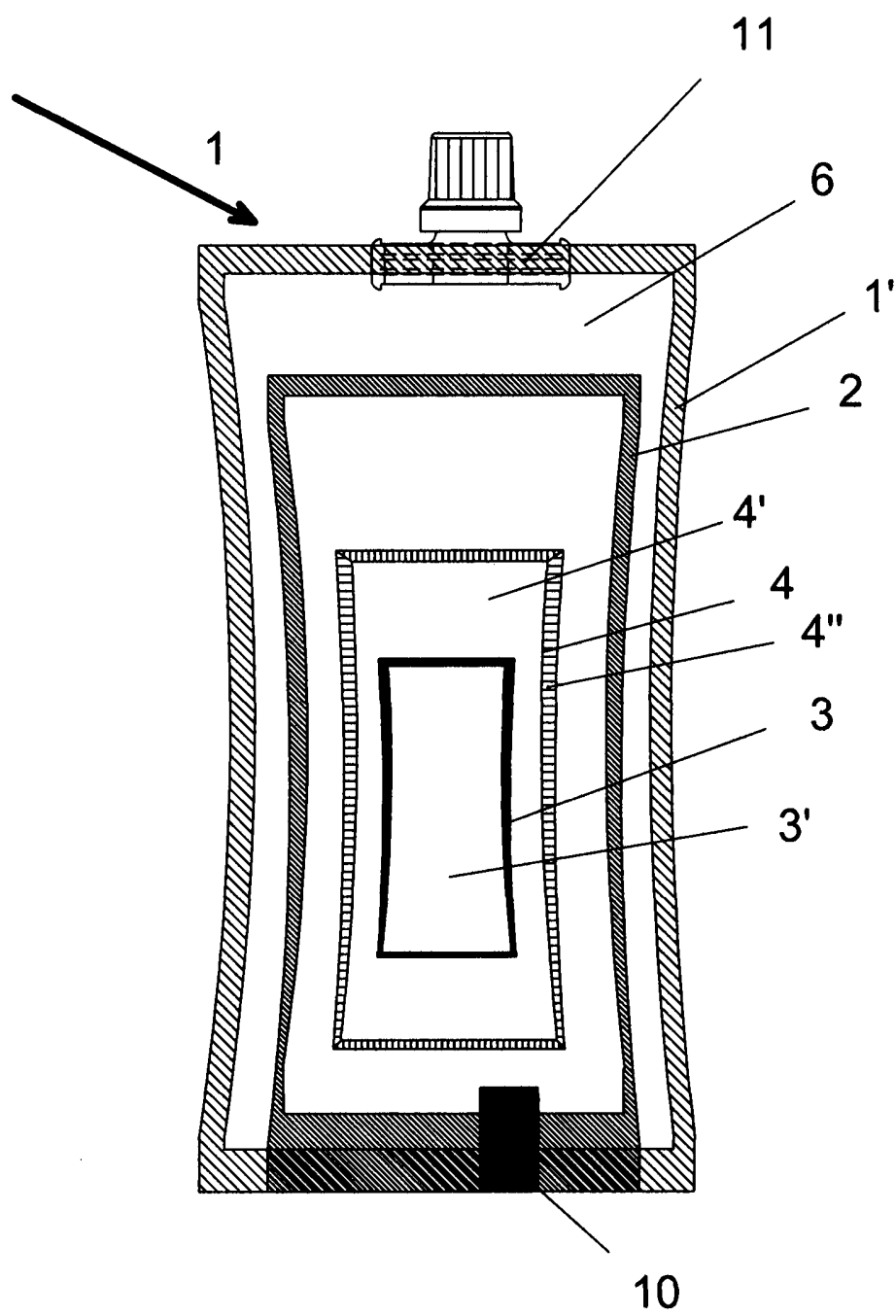


Fig. 2

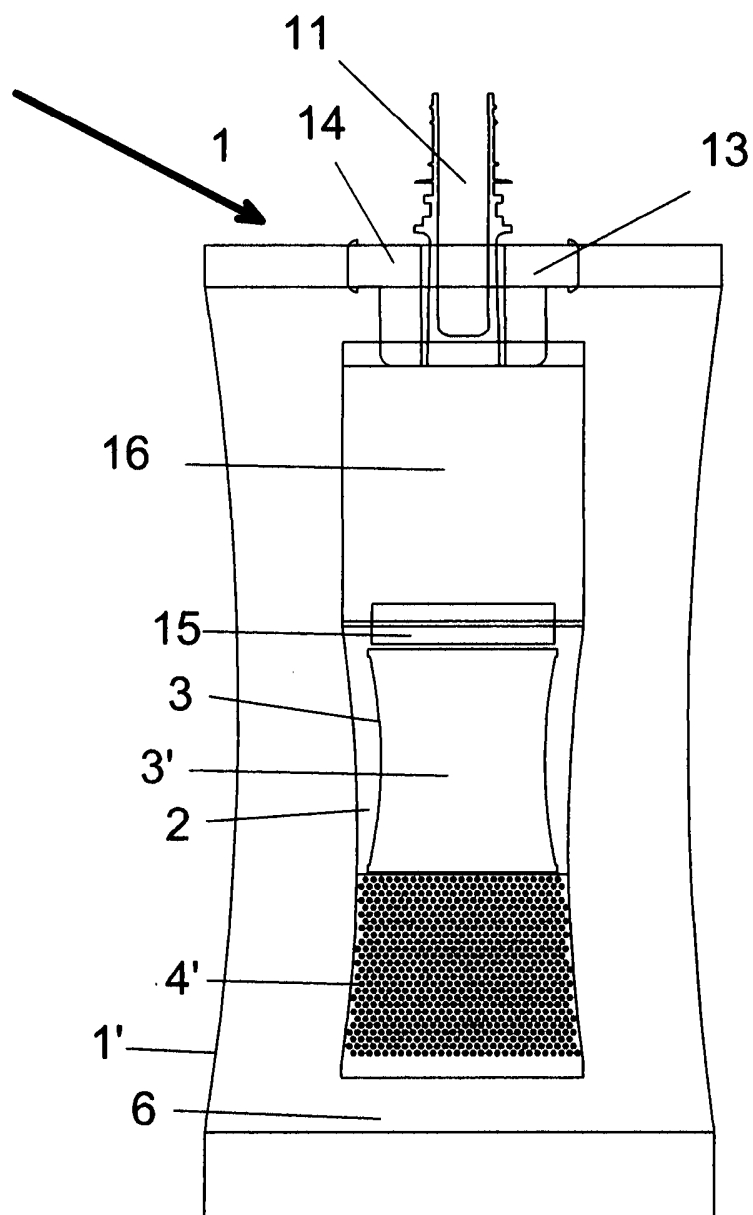


Fig. 2a

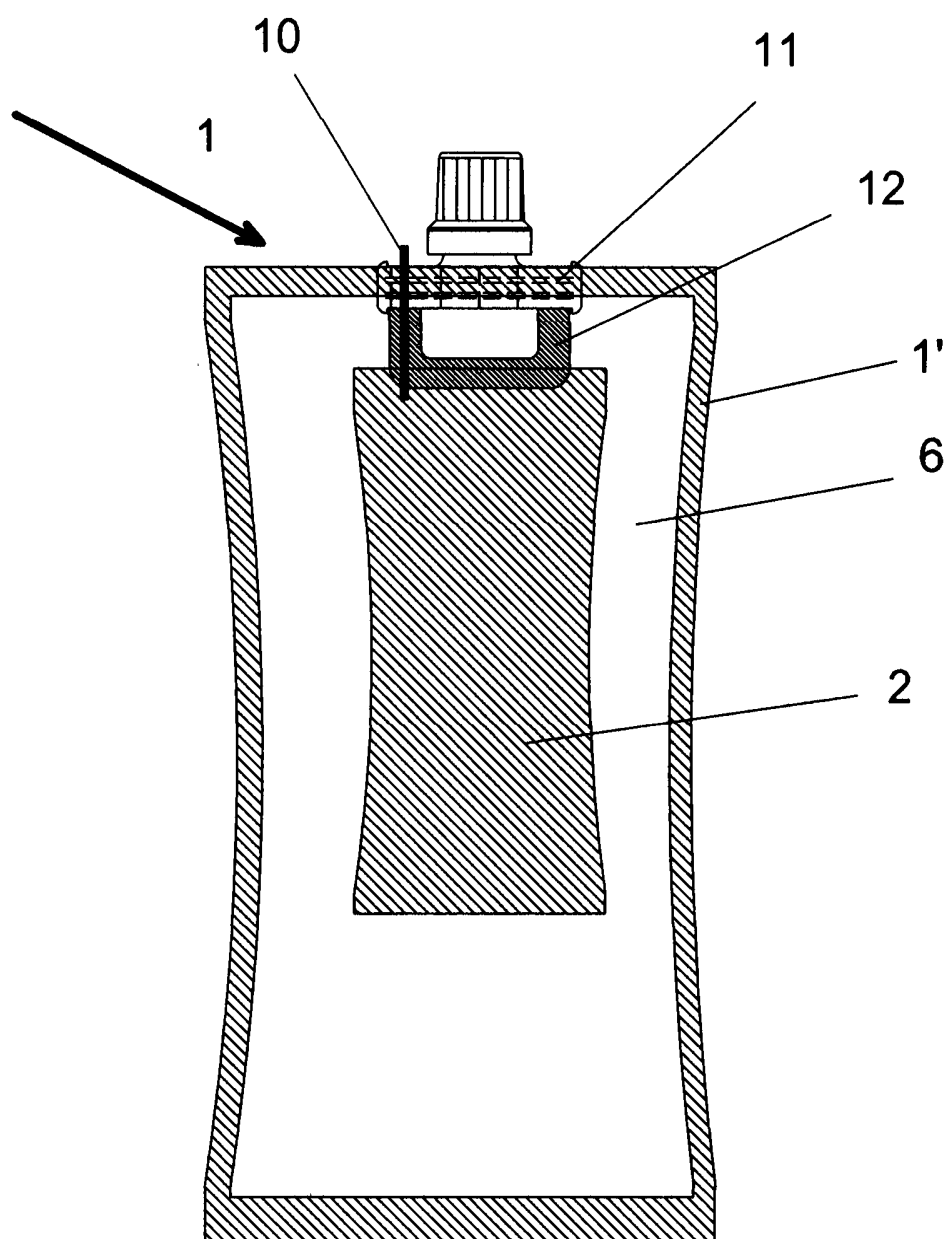


Fig. 3

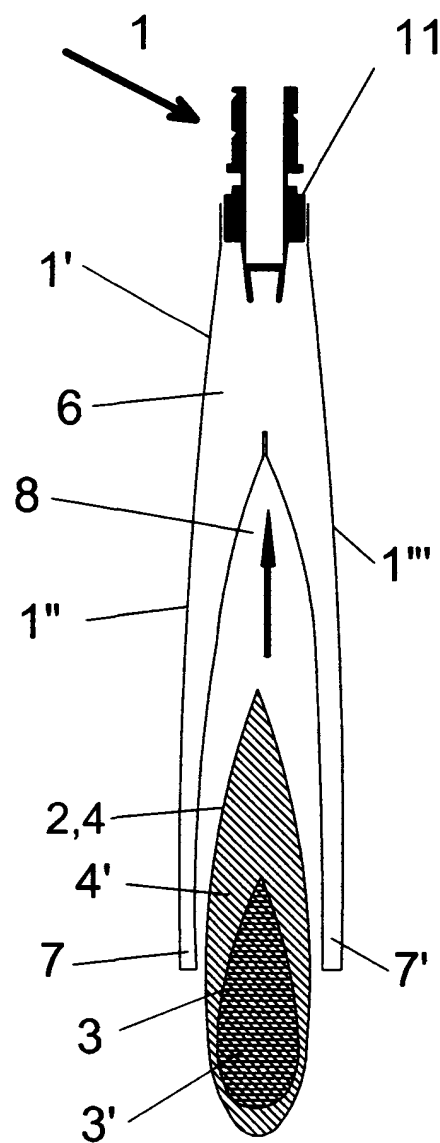


Fig. 4a

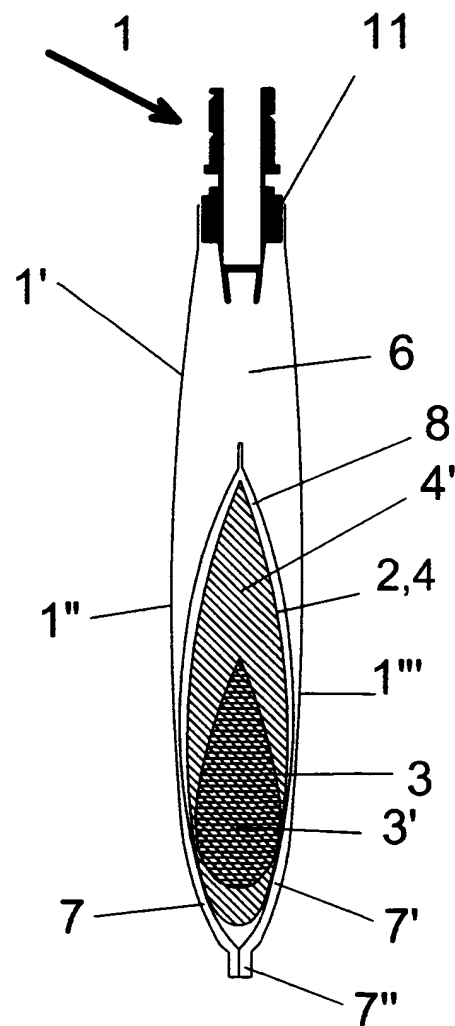


Fig. 4b

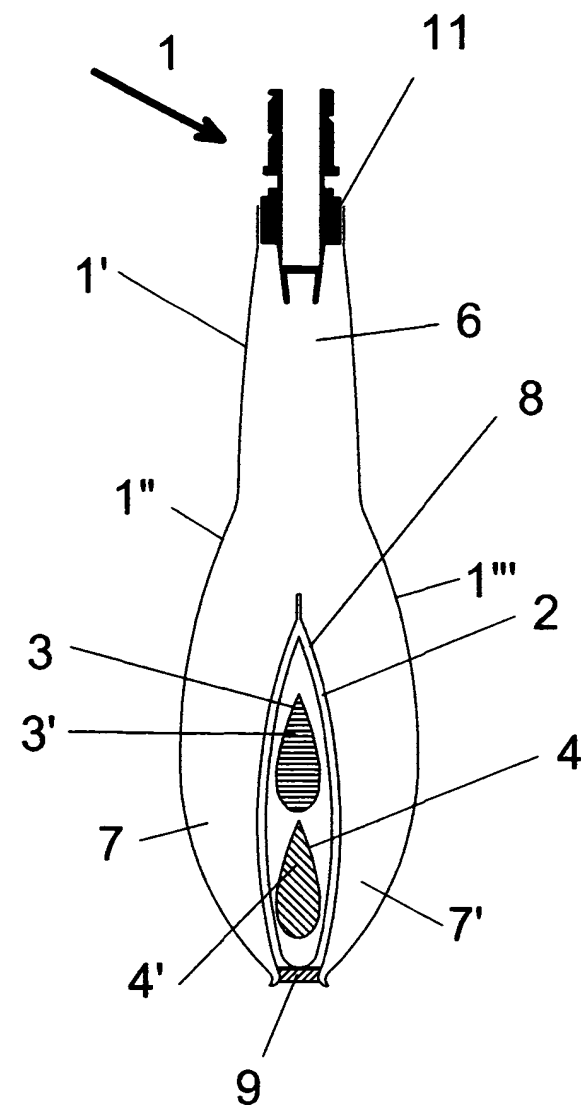


Fig. 4c

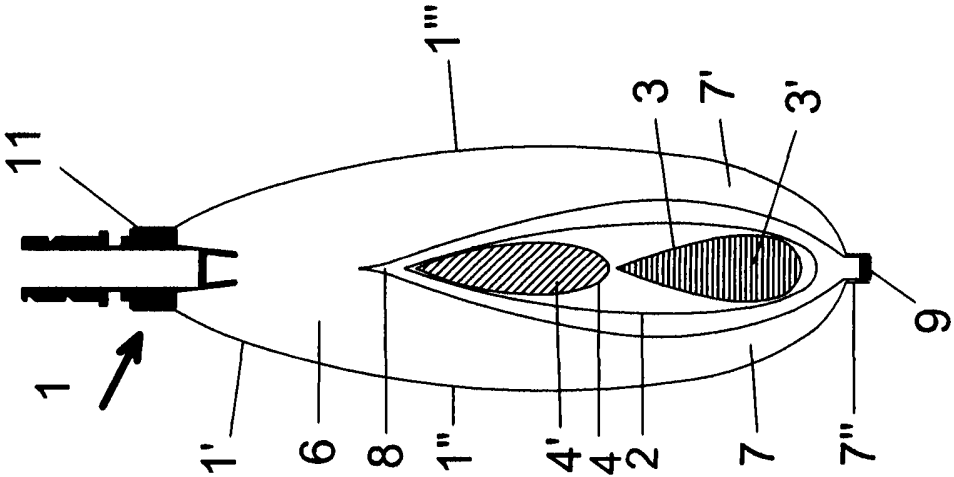


Fig. 5c

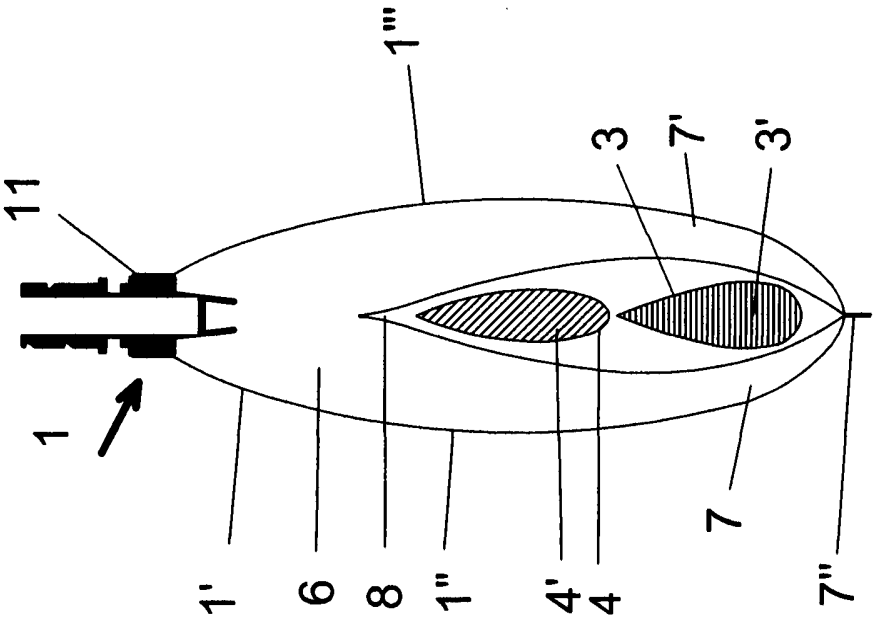


Fig. 5b

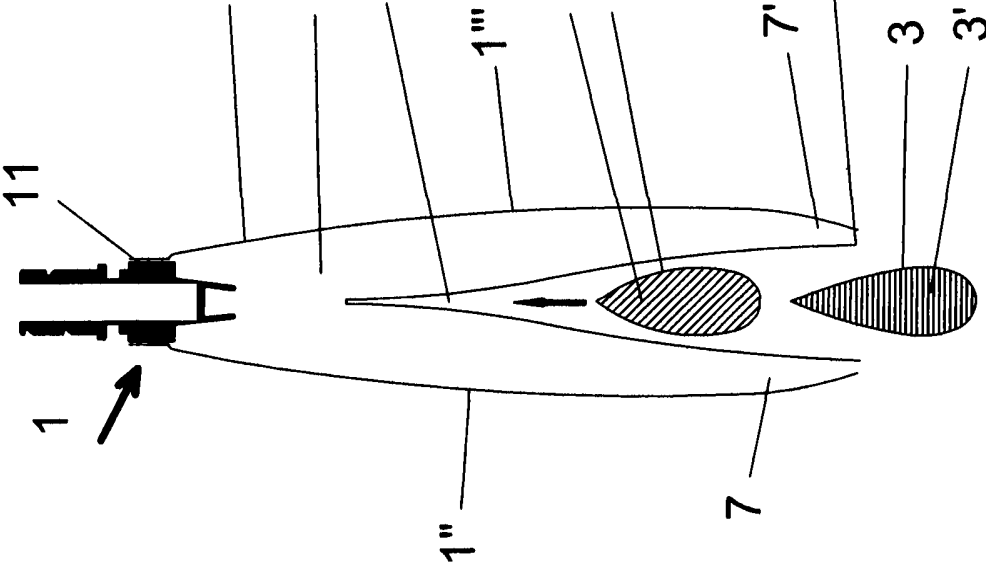


Fig. 5a

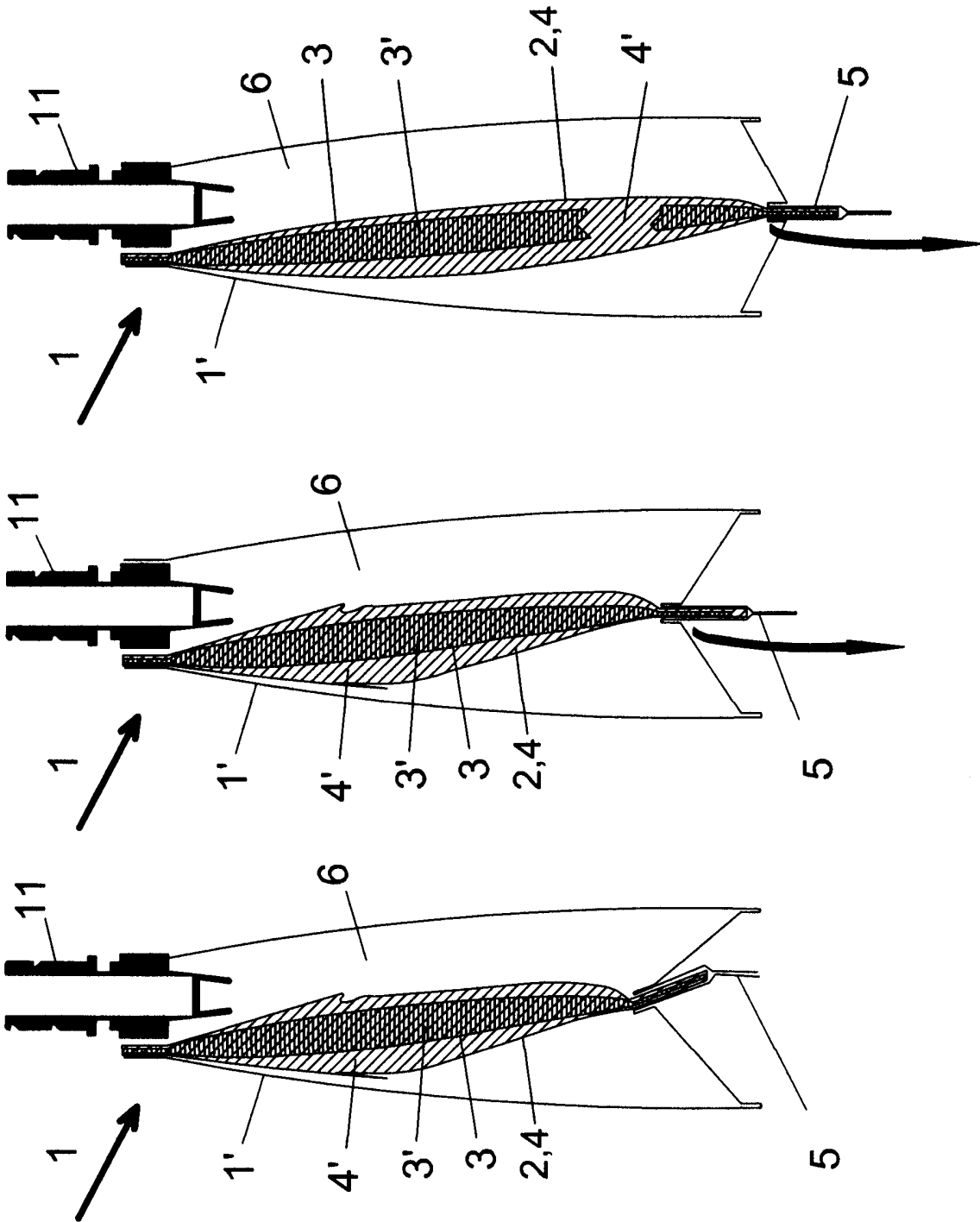


Fig. 6c

Fig. 6b

Fig. 6a

INTERNATIONAL SEARCH REPORT

International application No
PCT/IB2011/002223

A. CLASSIFICATION OF SUBJECT MATTER

INV. C09K5/18 F25D5/02 B65D81/32 B65D81/34 B65D77/04
B65D75/58

ADD.

According to International Patent Classification (IPC) or to both national classification and IPC

B. FIELDS SEARCHED

Minimum documentation searched (classification system followed by classification symbols)

C09K F25D B65D A47J

Documentation searched other than minimum documentation to the extent that such documents are included in the fields searched

Electronic data base consulted during the international search (name of data base and, where practical, search terms used)

EPO-Internal, WPI Data

C. DOCUMENTS CONSIDERED TO BE RELEVANT

Category*	Citation of document, with indication, where appropriate, of the relevant passages	Relevant to claim No.
X	WO 02/30251 A2 (PROCTER & GAMBLE [US]) 18 April 2002 (2002-04-18) page 5, paragraph 7 - page 6, paragraph 1 page 8, paragraph 5 page 15, paragraph 4 - page 16, line 1 figures 1,6 -----	1,3,4, 11-13, 15-22
X	CN 2 626 918 Y (ZHAO CHANGCHUN [CN]) 21 July 2004 (2004-07-21) the whole document -----	1,5, 11-13, 15-22 2
Y		
X	US 2003/000517 A1 (JOSEPH GARY CURTIS [US] ET AL) 2 January 2003 (2003-01-02) paragraphs [0039] - [0044]; figures 1,1A ----- -/--	1,11-13, 15-22



Further documents are listed in the continuation of Box C.



See patent family annex.

* Special categories of cited documents :

"A" document defining the general state of the art which is not considered to be of particular relevance

"E" earlier document but published on or after the international filing date

"L" document which may throw doubts on priority claim(s) or which is cited to establish the publication date of another citation or other special reason (as specified)

"O" document referring to an oral disclosure, use, exhibition or other means

"P" document published prior to the international filing date but later than the priority date claimed

"T" later document published after the international filing date or priority date and not in conflict with the application but cited to understand the principle or theory underlying the invention

"X" document of particular relevance; the claimed invention cannot be considered novel or cannot be considered to involve an inventive step when the document is taken alone

"Y" document of particular relevance; the claimed invention cannot be considered to involve an inventive step when the document is combined with one or more other such documents, such combination being obvious to a person skilled in the art.

"&" document member of the same patent family

Date of the actual completion of the international search

20 January 2012

Date of mailing of the international search report

14/02/2012

Name and mailing address of the ISA/

European Patent Office, P.B. 5818 Patentlaan 2
NL - 2280 HV Rijswijk
Tel. (+31-70) 340-2040,
Fax: (+31-70) 340-3016

Authorized officer

Leijten, René

INTERNATIONAL SEARCH REPORT

International application No
PCT/IB2011/002223

C(Continuation). DOCUMENTS CONSIDERED TO BE RELEVANT

Category*	Citation of document, with indication, where appropriate, of the relevant passages	Relevant to claim No.
Y	JP 2008 089214 A (YOSHIZAWA KK) 17 April 2008 (2008-04-17)	2
A	the whole document -----	1,16
A	US 3 887 346 A (ERDMAN LYNN ELLYNN) 3 June 1975 (1975-06-03) the whole document -----	1,3, 16-22
A	WO 2006/074260 A1 (HICKEY CHARLES P [US]) 13 July 2006 (2006-07-13) the whole document -----	1
A	US 2 907 173 A (ROBBINS ALBERT A) 6 October 1959 (1959-10-06) the whole document -----	1
A	EP 1 896 343 B1 (SARCINELLA GIUSEPPE [CH]) 12 March 2008 (2008-03-12) cited in the application the whole document -----	1

INTERNATIONAL SEARCH REPORT

Information on patent family members

International application No

PCT/IB2011/002223

Patent document cited in search report	Publication date	Patent family member(s)	Publication date
WO 0230251	A2	18-04-2002	AU 1532402 A 22-04-2002
			EP 1324687 A2 09-07-2003
			JP 2004512868 A 30-04-2004
			MX PA03003134 A 06-12-2004
			US 6484514 B1 26-11-2002
			WO 0230251 A2 18-04-2002

CN 2626918	Y	21-07-2004	NONE

US 2003000517	A1	02-01-2003	NONE

JP 2008089214	A	17-04-2008	NONE

US 3887346	A	03-06-1975	NONE

WO 2006074260	A1	13-07-2006	CA 2593512 A1 13-07-2006
			EP 1833740 A1 19-09-2007
			US 2006153955 A1 13-07-2006
			WO 2006074260 A1 13-07-2006

US 2907173	A	06-10-1959	NONE

EP 1896343	B1	12-03-2008	AT 442319 T 15-09-2009
			CH 698072 B1 15-05-2009
			EP 1896343 A1 12-03-2008
			ES 2332806 T3 12-02-2010
			WO 2007000626 A1 04-01-2007
