


DOCUMENT MADE AVAILABLE UNDER THE PATENT COOPERATION TREATY (PCT)

International application number:	PCT/US2012/061075
International filing date:	19 October 2012 (19.10.2012)
Document type:	Certified copy of priority document
Document details:	Country/Office: US
	Number: 61/600,276
	Filing date: 17 February 2012 (17.02.2012)
Date of receipt at the International Bureau:	27 October 2012 (27.10.2012)

Remark: Priority document submitted or transmitted to the International Bureau in compliance with Rule 17.1(a),(b) or (b-bis)

497369



THE UNITED STATES OF AMERICA

TO ALL TO WHOM THESE PRESENTS SHALL COME:

UNITED STATES DEPARTMENT OF COMMERCE

United States Patent and Trademark Office

October 26, 2012

THIS IS TO CERTIFY THAT ANNEXED HERETO IS A TRUE COPY FROM THE RECORDS OF THE UNITED STATES PATENT AND TRADEMARK OFFICE OF THOSE PAPERS OF THE BELOW IDENTIFIED PATENT APPLICATION THAT MET THE REQUIREMENTS TO BE GRANTED A FILING DATE.

APPLICATION NUMBER: *61/600,276*

FILING DATE: *February 17, 2012*

RELATED PCT APPLICATION NUMBER: *PCT/US12/61075*

THE COUNTRY CODE AND NUMBER OF YOUR PRIORITY APPLICATION, TO BE USED FOR FILING ABROAD UNDER THE PARIS CONVENTION, IS *US61/600,276*



Certified by

David J. Kappas

Under Secretary of Commerce
for Intellectual Property
and Director of the United States
Patent and Trademark Office

Under the Paperwork Reduction Act of 1995, no persons are required to respond to a collection of information unless it contains a valid OMB control number.

Application Data Sheet 37 CFR 1.76		Attorney Docket Number	11298USL5
		Application Number	
Title of Invention	Methods for Treating HCV		
<p>The application data sheet is part of the provisional or nonprovisional application for which it is being submitted. The following form contains the bibliographic data arranged in a format specified by the United States Patent and Trademark Office as outlined in 37 CFR 1.76.</p> <p>This document may be completed electronically and submitted to the Office in electronic format using the Electronic Filing System (EFS) or the document may be printed and included in a paper filed application.</p>			

Secrecy Order 37 CFR 5.2

☐ Portions or all of the application associated with this Application Data Sheet may fall under a Secrecy Order pursuant to 37 CFR 5.2 (Paper filers only. Applications that fall under Secrecy Order may not be filed electronically.)

Applicant Information:

Applicant 1					Remove
Applicant Authority		<input checked="" type="radio"/> Inventor		<input type="radio"/> Legal Representative under 35 U.S.C. 117	<input type="radio"/> Party of Interest under 35 U.S.C. 118
Prefix	Given Name	Middle Name	Family Name	Suffix	
	Valid	M.	Awni		
Residence Information (Select One) <input checked="" type="radio"/> US Residency <input type="radio"/> Non US Residency <input type="radio"/> Active US Military Service					
City	Green Oaks	State/Province	IL	Country of Residence i	US
Citizenship under 37 CFR 1.41(b) i		US			
Mailing Address of Applicant:					
Address 1	14105 Edgewater Court				
Address 2					
City	Green Oaks	State/Province	IL		
Postal Code	600048	Country i	US		
Applicant 2					Remove
Applicant Authority		<input checked="" type="radio"/> Inventor		<input type="radio"/> Legal Representative under 35 U.S.C. 117	<input type="radio"/> Party of Interest under 35 U.S.C. 118
Prefix	Given Name	Middle Name	Family Name	Suffix	
	Barry	M.	Bernstein		
Residence Information (Select One) <input checked="" type="radio"/> US Residency <input type="radio"/> Non US Residency <input type="radio"/> Active US Military Service					
City	Mequon	State/Province	WI	Country of Residence i	US
Citizenship under 37 CFR 1.41(b) i		US			
Mailing Address of Applicant:					
Address 1	10829 Wyngate Trace				
Address 2					
City	Mequon	State/Province	WI		
Postal Code	53092	Country i	US		
Applicant 3					Remove
Applicant Authority		<input checked="" type="radio"/> Inventor		<input type="radio"/> Legal Representative under 35 U.S.C. 117	<input type="radio"/> Party of Interest under 35 U.S.C. 118
Prefix	Given Name	Middle Name	Family Name	Suffix	
	Scott	C.	Brun		
Residence Information (Select One) <input checked="" type="radio"/> US Residency <input type="radio"/> Non US Residency <input type="radio"/> Active US Military Service					
City	Green Oaks	State/Province	IL	Country of Residence i	US

Under the Paperwork Reduction Act of 1995, no persons are required to respond to a collection of information unless it contains a valid OMB control number.

Application Data Sheet 37 CFR 1.76		Attorney Docket Number		11298USL5	
		Application Number			
Title of Invention		Methods for Treating HCV			

Citizenship under 37 CFR 1.41(b) i		US			
Mailing Address of Applicant:					
Address 1		31048 Prairie Ridge Road			
Address 2					
City	Green Oaks		State/Province	IL	
Postal Code	60048		Countryⁱ	US	
Applicant 4					Remove
Applicant Authority		<input checked="" type="radio"/> Inventor		<input type="radio"/> Legal Representative under 35 U.S.C. 117	
				<input type="radio"/> Party of Interest under 35 U.S.C. 118	
Prefix	Given Name	Middle Name	Family Name	Suffix	
	Daniel	E.	Cohen		
Residence Information (Select One)		<input checked="" type="radio"/> US Residency <input type="radio"/> Non US Residency <input type="radio"/> Active US Military Service			
City	Wilmette		State/Province	IL	Country of Residenceⁱ
					US
Citizenship under 37 CFR 1.41(b) i		US			
Mailing Address of Applicant:					
Address 1		930 Oakwood Ave.			
Address 2					
City	Wilmette		State/Province	IL	
Postal Code	60091		Countryⁱ	US	
Applicant 5					Remove
Applicant Authority		<input checked="" type="radio"/> Inventor		<input type="radio"/> Legal Representative under 35 U.S.C. 117	
				<input type="radio"/> Party of Interest under 35 U.S.C. 118	
Prefix	Given Name	Middle Name	Family Name	Suffix	
	Emily	O.	Dumas		
Residence Information (Select One)		<input checked="" type="radio"/> US Residency <input type="radio"/> Non US Residency <input type="radio"/> Active US Military Service			
City	Libertyville		State/Province	IL	Country of Residenceⁱ
					US
Citizenship under 37 CFR 1.41(b) i		US			
Mailing Address of Applicant:					
Address 1		232 E. Winchester			
Address 2					
City	Libertyville		State/Province	IL	
Postal Code	60048		Countryⁱ	US	
Applicant 6					Remove
Applicant Authority		<input checked="" type="radio"/> Inventor		<input type="radio"/> Legal Representative under 35 U.S.C. 117	
				<input type="radio"/> Party of Interest under 35 U.S.C. 118	
Prefix	Given Name	Middle Name	Family Name	Suffix	
	Sandeep		Dutta		
Residence Information (Select One)		<input checked="" type="radio"/> US Residency <input type="radio"/> Non US Residency <input type="radio"/> Active US Military Service			
City	Gurnee		State/Province	IL	Country of Residenceⁱ
					US
Citizenship under 37 CFR 1.41(b) i		US			

Under the Paperwork Reduction Act of 1995, no persons are required to respond to a collection of information unless it contains a valid OMB control number.

Application Data Sheet 37 CFR 1.76		Attorney Docket Number	11298USL5
		Application Number	
Title of Invention	Methods for Treating HCV		

Mailing Address of Applicant:				
Address 1		9303 Clem Drive		
Address 2				
City	Gurnee	State/Province	IL	
Postal Code	60031	Country ⁱ	US	
Applicant 7				Remove
Applicant Authority <input checked="" type="radio"/> Inventor		<input type="radio"/> Legal Representative under 35 U.S.C. 117		<input type="radio"/> Party of Interest under 35 U.S.C. 118
Prefix	Given Name	Middle Name	Family Name	Suffix
	Amit		Khatri	
Residence Information (Select One) <input checked="" type="radio"/> US Residency <input type="radio"/> Non US Residency <input type="radio"/> Active US Military Service				
City	Waukegan	State/Province	IL	Country of Residence ⁱ
				US
Citizenship under 37 CFR 1.41(b) ⁱ		IN		
Mailing Address of Applicant:				
Address 1		1360 S. White Oak Drive, Apt. 225		
Address 2				
City	Waukegan	State/Province	IL	
Postal Code	60085	Country ⁱ	US	
Applicant 8				Remove
Applicant Authority <input checked="" type="radio"/> Inventor		<input type="radio"/> Legal Representative under 35 U.S.C. 117		<input type="radio"/> Party of Interest under 35 U.S.C. 118
Prefix	Given Name	Middle Name	Family Name	Suffix
	Cheri	E.	Klein	
Residence Information (Select One) <input checked="" type="radio"/> US Residency <input type="radio"/> Non US Residency <input type="radio"/> Active US Military Service				
City	Northbrook	State/Province	IL	Country of Residence ⁱ
				US
Citizenship under 37 CFR 1.41(b) ⁱ		US		
Mailing Address of Applicant:				
Address 1		1933 Barberry Road		
Address 2				
City	Northbrook	State/Province	IL	
Postal Code	60062	Country ⁱ	US	
Applicant 9				Remove
Applicant Authority <input checked="" type="radio"/> Inventor		<input type="radio"/> Legal Representative under 35 U.S.C. 117		<input type="radio"/> Party of Interest under 35 U.S.C. 118
Prefix	Given Name	Middle Name	Family Name	Suffix
	Thomas	J.	Podsadecki	
Residence Information (Select One) <input checked="" type="radio"/> US Residency <input type="radio"/> Non US Residency <input type="radio"/> Active US Military Service				
City	Chicago	State/Province	IL	Country of Residence ⁱ
				US
Citizenship under 37 CFR 1.41(b) ⁱ		US		

Under the Paperwork Reduction Act of 1995, no persons are required to respond to a collection of information unless it contains a valid OMB control number.

Application Data Sheet 37 CFR 1.76		Attorney Docket Number	11298USL5
		Application Number	
Title of Invention	Methods for Treating HCV		

Mailing Address of Applicant:				
Address 1		708 B North Orleans		
Address 2				
City	Chicago	State/Province	IL	
Postal Code	60654	Country ⁱ	US	
Applicant 10				<input type="button" value="Remove"/>
Applicant Authority		<input checked="" type="radio"/> Inventor <input type="radio"/> Legal Representative under 35 U.S.C. 117 <input type="radio"/> Party of Interest under 35 U.S.C. 118		
Prefix	Given Name	Middle Name	Family Name	Suffix
	Rajeev	M.	Menon	
Residence Information (Select One) <input checked="" type="radio"/> US Residency <input type="radio"/> Non US Residency <input type="radio"/> Active US Military Service				
City	Buffalo Grove	State/Province	IL	Country of Residence ⁱ
				US
Citizenship under 37 CFR 1.41(b)ⁱ		IN		
Mailing Address of Applicant:				
Address 1		81 Pinyon Pine Ct.		
Address 2				
City	Buffalo Grove	State/Province	IL	
Postal Code	60089	Country ⁱ	US	
Applicant 11				<input type="button" value="Remove"/>
Applicant Authority		<input checked="" type="radio"/> Inventor <input type="radio"/> Legal Representative under 35 U.S.C. 117 <input type="radio"/> Party of Interest under 35 U.S.C. 118		
Prefix	Given Name	Middle Name	Family Name	Suffix
	Sven		Mensing	
Residence Information (Select One) <input type="radio"/> US Residency <input checked="" type="radio"/> Non US Residency <input type="radio"/> Active US Military Service				
City	Mannheim	Country Of Residence ⁱ	DE	
Citizenship under 37 CFR 1.41(b)ⁱ		DE		
Mailing Address of Applicant:				
Address 1		Langer Schlag 95a		
Address 2				
City	Mannheim	State/Province		
Postal Code	68305	Country ⁱ	DE	
All Inventors Must Be Listed - Additional Inventor Information blocks may be generated within this form by selecting the Add button. <input type="button" value="Add"/>				

Correspondence Information:

Enter either Customer Number or complete the Correspondence Information section below. For further information see 37 CFR 1.33(a).	
<input type="checkbox"/> An Address is being provided for the correspondence Information of this application.	
Customer Number	23492
Email Address	patents_abbott_park@abbott.com
	<input type="button" value="Add Email"/> <input type="button" value="Remove Email"/>

Under the Paperwork Reduction Act of 1995, no persons are required to respond to a collection of information unless it contains a valid OMB control number.

Application Data Sheet 37 CFR 1.76		Attorney Docket Number	11298USL5
		Application Number	
Title of Invention	Methods for Treating HCV		

Application Information:

Title of the Invention	Methods for Treating HCV		
Attorney Docket Number	11298USL5	Small Entity Status Claimed	<input type="checkbox"/>
Application Type	Provisional		
Subject Matter	Utility		
Suggested Class (if any)		Sub Class (if any)	
Suggested Technology Center (if any)			
Total Number of Drawing Sheets (if any)	13	Suggested Figure for Publication (if any)	

Publication Information:

<input type="checkbox"/>	Request Early Publication (Fee required at time of Request 37 CFR 1.219)
<input type="checkbox"/>	Request Not to Publish. I hereby request that the attached application not be published under 35 U.S.C. 122(b) and certify that the invention disclosed in the attached application has not and will not be the subject of an application filed in another country, or under a multilateral international agreement, that requires publication at eighteen months after filing.

Representative Information:

Representative information should be provided for all practitioners having a power of attorney in the application. Providing this information in the Application Data Sheet does not constitute a power of attorney in the application (see 37 CFR 1.32). Enter either Customer Number or complete the Representative Name section below. If both sections are completed the Customer Number will be used for the Representative Information during processing.			
Please Select One:	<input checked="" type="radio"/> Customer Number	<input type="radio"/> US Patent Practitioner	<input type="radio"/> Limited Recognition (37 CFR 11.9)
Customer Number	23492		

Domestic Benefit/National Stage Information:

This section allows for the applicant to either claim benefit under 35 U.S.C. 119(e), 120, 121, or 365(c) or indicate National Stage entry from a PCT application. Providing this information in the application data sheet constitutes the specific reference required by 35 U.S.C. 119(e) or 120, and 37 CFR 1.78(a)(2) or CFR 1.78(a)(4), and need not otherwise be made part of the specification.			
Prior Application Status		Remove	
Application Number	Continuity Type	Prior Application Number	Filing Date (YYYY-MM-DD)
Additional Domestic Benefit/National Stage Data may be generated within this form by selecting the Add button.			Add

Foreign Priority Information:

This section allows for the applicant to claim benefit of foreign priority and to identify any prior foreign application for which priority is not claimed. Providing this information in the application data sheet constitutes the claim for priority as required by 35 U.S.C. 119(b) and 37 CFR 1.55(a).

Under the Paperwork Reduction Act of 1995, no persons are required to respond to a collection of information unless it contains a valid OMB control number.

Application Data Sheet 37 CFR 1.76		Attorney Docket Number	11298USL5
		Application Number	
Title of Invention	Methods for Treating HCV		

			Remove
Application Number	Country ⁱ	Parent Filing Date (YYYY-MM-DD)	Priority Claimed
			<input checked="" type="radio"/> Yes <input type="radio"/> No
Additional Foreign Priority Data may be generated within this form by selecting the Add button.			Add

Assignee Information:

Providing this information in the application data sheet does not substitute for compliance with any requirement of part 3 of Title 37 of the CFR to have an assignment recorded in the Office.			
			Remove
Assignee 1			
If the Assignee is an Organization check here. <input checked="" type="checkbox"/>			
Organization Name	Abbott Laboratories		
Mailing Address Information:			
Address 1	100 Abbott Park Road		
Address 2	D377/AP6A-1		
City	Abbott Park	State/Province	IL
Country ⁱ	US	Postal Code	60064-6008
Phone Number	847-935-1133	Fax Number	
Email Address	patents_abbott_park@abbott.com		
Additional Assignee Data may be generated within this form by selecting the Add button.			Add

Signature:

A signature of the applicant or representative is required in accordance with 37 CFR 1.33 and 10.18. Please see 37 CFR 1.4(d) for the form of the signature.					
Signature	/Xu Zhang, Reg. No. 68601/		Date (YYYY-MM-DD)	2012-02-17	
First Name	Xu	Last Name	Zhang	Registration Number	68601

This collection of information is required by 37 CFR 1.76. The information is required to obtain or retain a benefit by the public which is to file (and by the USPTO to process) an application. Confidentiality is governed by 35 U.S.C. 122 and 37 CFR 1.14. This collection is estimated to take 23 minutes to complete, including gathering, preparing, and submitting the completed application data sheet form to the USPTO. Time will vary depending upon the individual case. Any comments on the amount of time you require to complete this form and/or suggestions for reducing this burden, should be sent to the Chief Information Officer, U.S. Patent and Trademark Office, U.S. Department of Commerce, P.O. Box 1450, Alexandria, VA 22313-1450. DO NOT SEND FEES OR COMPLETED FORMS TO THIS ADDRESS. **SEND TO: Commissioner for Patents, P.O. Box 1450, Alexandria, VA 22313-1450.**

Privacy Act Statement

The Privacy Act of 1974 (P.L. 93-579) requires that you be given certain information in connection with your submission of the attached form related to a patent application or patent. Accordingly, pursuant to the requirements of the Act, please be advised that: (1) the general authority for the collection of this information is 35 U.S.C. 2(b)(2); (2) furnishing of the information solicited is voluntary; and (3) the principal purpose for which the information is used by the U.S. Patent and Trademark Office is to process and/or examine your submission related to a patent application or patent. If you do not furnish the requested information, the U.S. Patent and Trademark Office may not be able to process and/or examine your submission, which may result in termination of proceedings or abandonment of the application or expiration of the patent.

The information provided by you in this form will be subject to the following routine uses:

1. The information on this form will be treated confidentially to the extent allowed under the Freedom of Information Act (5 U.S.C. 552) and the Privacy Act (5 U.S.C. 552a). Records from this system of records may be disclosed to the Department of Justice to determine whether the Freedom of Information Act requires disclosure of these records.
2. A record from this system of records may be disclosed, as a routine use, in the course of presenting evidence to a court, magistrate, or administrative tribunal, including disclosures to opposing counsel in the course of settlement negotiations.
3. A record in this system of records may be disclosed, as a routine use, to a Member of Congress submitting a request involving an individual, to whom the record pertains, when the individual has requested assistance from the Member with respect to the subject matter of the record.
4. A record in this system of records may be disclosed, as a routine use, to a contractor of the Agency having need for the information in order to perform a contract. Recipients of information shall be required to comply with the requirements of the Privacy Act of 1974, as amended, pursuant to 5 U.S.C. 552a(m).
5. A record related to an International Application filed under the Patent Cooperation Treaty in this system of records may be disclosed, as a routine use, to the International Bureau of the World Intellectual Property Organization, pursuant to the Patent Cooperation Treaty.
6. A record in this system of records may be disclosed, as a routine use, to another federal agency for purposes of National Security review (35 U.S.C. 181) and for review pursuant to the Atomic Energy Act (42 U.S.C. 218(c)).
7. A record from this system of records may be disclosed, as a routine use, to the Administrator, General Services, or his/her designee, during an inspection of records conducted by GSA as part of that agency's responsibility to recommend improvements in records management practices and programs, under authority of 44 U.S.C. 2904 and 2906. Such disclosure shall be made in accordance with the GSA regulations governing inspection of records for this purpose, and any other relevant (i.e., GSA or Commerce) directive. Such disclosure shall not be used to make determinations about individuals.
8. A record from this system of records may be disclosed, as a routine use, to the public after either publication of the application pursuant to 35 U.S.C. 122(b) or issuance of a patent pursuant to 35 U.S.C. 151. Further, a record may be disclosed, subject to the limitations of 37 CFR 1.14, as a routine use, to the public if the record was filed in an application which became abandoned or in which the proceedings were terminated and which application is referenced by either a published application, an application open to public inspections or an issued patent.
9. A record from this system of records may be disclosed, as a routine use, to a Federal, State, or local law enforcement agency, if the USPTO becomes aware of a violation or potential violation of law or regulation.

METHODS FOR TREATING HCV

FIELD OF THE INVENTION

[0001] The present invention relates to interferon-free treatment for hepatitis C virus (HCV).

BACKGROUND OF THE INVENTION

[0002] The HCV is an RNA virus belonging to the Hepacivirus genus in the Flaviviridae family. The enveloped HCV virion contains a positive stranded RNA genome encoding all known virus-specific proteins in a single, uninterrupted, open reading frame. The open reading frame comprises approximately 9500 nucleotides and encodes a single large polyprotein of about 3000 amino acids. The polyprotein comprises a core protein, envelope proteins E1 and E2, a membrane bound protein p7, and the non-structural proteins NS2, NS3, NS4A, NS4B, NS5A and NS5B.

[0003] Chronic HCV infection is associated with progressive liver pathology, including cirrhosis and hepatocellular carcinoma. Chronic hepatitis C may be treated with peginterferon-alpha in combination with ribavirin. Substantial limitations to efficacy and tolerability remain as many users suffer from side effects, and viral elimination from the body is often incomplete. Therefore, there is a need for new therapies to treat HCV infection.

BRIEF SUMMARY OF THE INVENTION

[0004] As one aspect of the present invention, methods for treating HCV infection in a subject are provided. The methods comprise administering at least two direct acting antiviral agents (DAAs) and ribavirin for a duration of no more than twelve weeks, or for another duration as set forth herein. Preferably, the duration of the treatment is for no more than eight weeks. Preferably, the two or more direct acting antiviral agents (DAAs) and ribavirin are administered in amounts effective to provide a sustained virological response (SVR) or achieve another desired measure of effectiveness in a subject. The subject is not administered interferon during the treatment regimen. Put another way, the methods exclude the administration of interferon to the subject, thereby avoiding the side effects associated with interferon. In some embodiments, the methods further comprise administering an inhibitor of cytochrome P-450 (such as ritonavir) to the subject to improve the pharmacokinetics or bioavailability of one or more of the DAAs.

[0005] As another aspect, methods for treating HCV infection in a subject are provided. The methods comprise administering (a) therapeutic agent 1, (b) at least one polymerase inhibitor selected from the group consisting of therapeutic agent 2, therapeutic agent 3, and combinations thereof, (c)

ribavirin and (d) an inhibitor of cytochrome P-450 to the subject for a duration of no more than twelve weeks, or for another duration as set forth herein (e.g., the treatment regimen can last a duration of for no more than 8 weeks). Preferably, therapeutic agent 1, the polymerase inhibitor(s), ribavirin and the inhibitor of cytochrome P-450 are administered in amounts effective to provide high rates of SVR or another measure of effectiveness in the subject. As non-limiting examples, therapeutic agent 1 and the inhibitor of cytochrome P-450 can be co-formulated and administered once daily, and the polymerase inhibitor(s) can be administered once daily or twice daily, and the treatment regimen preferably lasts for eight weeks.

[0006] As still another aspect, methods for treating a population of subjects having HCV infection are provided. The methods comprise administering at least two DAAs, together with ribavirin, to the subjects for a duration of no more than 12 weeks. Preferably, the at least two DAAs are administered to the subjects in amounts effective to result in SVR or another measure of effectiveness in at least about 50% of the population, preferably at least about 70% of the population.

[0007] In the foregoing methods as well as methods described hereinbelow, the DAAs can be selected from the group consisting of protease inhibitors, nucleoside or nucleotide polymerase inhibitors, non-nucleoside polymerase inhibitors, NS3B inhibitors, NS4A inhibitors, NS5A inhibitors, NS5B inhibitors, cyclophilin inhibitors, and combinations of any of the foregoing. For example, in some embodiments, the DAAs used in the present methods comprise or consist of at least one HCV protease inhibitor and at least one HCV polymerase inhibitor. The HCV polymerase inhibitor can be a nucleotide or nucleoside polymerase inhibitor or a non-nucleoside polymerase inhibitor. The HCV polymerase inhibitor can also be a non-nucleotide polymerase inhibitor.

[0008] In some embodiments, the HCV protease inhibitor is therapeutic agent 1 (described below) and the HCV polymerase inhibitor is therapeutic agent 2 and/or therapeutic agent 3 (also described below). By way of example, therapeutic agent 1 is administered a total daily dose of from about 5 mg to about 250 mg, alternatively from about 25 mg to about 250 mg, alternatively from about 100 mg to about 250 mg, or administered at least once daily at a dose of from about 5 mg to about 100 mg or from about 150 mg to about 250 mg, and therapeutic agent 2 is administered in a total daily dose of from about 100 mg to about 800 mg, alternatively from about 300 mg to about 1800 mg or administered at least twice daily at doses from about 200 mg to about 400 mg. For some embodiments, the HCV protease inhibitor is therapeutic agent 1 and the non-nucleoside HCV polymerase inhibitor is therapeutic agent 3. By way of example, therapeutic agent 1 can be administered in a total daily dose of from about 25 mg to about 250 mg and therapeutic agent 3 can be administered in a daily dose of from about 50 mg to about 1000 mg. Preferably, therapeutic agent 1 is administered at a total daily dose of about 100 mg, alternatively about 200 mg, alternatively about 250 mg and therapeutic agent 3 is administered at a total

daily dose of about 50 mg, alternatively about 100 mg, alternatively about 200 mg, alternatively about 400 mg. Ritonavir (or another cytochrome P-450 3A4 inhibitor) can be co-administered with therapeutic agent 1 to improve the pharmacokinetics and bioavailability of therapeutic agent 1.

[0009] In some embodiments, the at least two DAAs comprise at least one HCV protease inhibitor and at least one NS5A inhibitor. Preferably, the HCV protease inhibitor is therapeutic agent 1 and the NS5A inhibitor is therapeutic agent 4. By way of example, therapeutic agent 1 can be administered at a total daily dosage from about 5 mg to about 250 mg, alternatively from about 25 mg to about 250 mg, and therapeutic agent 4 can be administered in a total daily dose from about 5 mg to about 200 mg, alternatively from about 25 mg to about 200 mg. Ritonavir (or another cytochrome P-450 3A4 inhibitor) can be co-administered with therapeutic agent 1 to improve the pharmacokinetics and bioavailability of therapeutic agent 1.

[0010] In the foregoing methods as well as methods described herein, the DAAs and ribavirin can be administered in any effective dosing schemes and/or frequencies, for example, they can each be administered daily. Each DAA can be administered either separately or in combination, and each DAA can be administered at least once a day, at least twice a day, or at least three times a day. Likewise, the ribavirin can be administered at least once a day, at least twice a day, or at least three times a day, either separately or in combination with one or more of the DAAs. In some preferred embodiments, therapeutic agent 3 is administered once daily (QD) or twice daily (BID), and therapeutic agent 1 is administered once daily.

[0011] In some aspects, the present technology provides a method for treating HCV infection comprising administering to a subject in need thereof at least two DAAs and ribavirin for a duration of no more than twelve weeks, wherein the subject is not administered with interferon during said duration. In some aspects, the at least two DAAs and ribavirin are administered in an amount effective to result in SVR. Some methods further comprise administering an inhibitor of cytochrome P450 to the subject. In some aspects, the duration is no more than eight weeks.

[0012] In some aspects of the present technology, the at least two direct acting antiviral agents comprise (i) compound 1 or a pharmaceutically acceptable salt thereof, which is co-administered or co-formulated with ritonavir, and (ii) compound 2 or a pharmaceutically acceptable salt thereof.

[0013] In other aspects, the at least two direct acting antiviral agents comprise (i) compound 1 or a pharmaceutically acceptable salt thereof, which is co-administered or co-formulated with ritonavir, and (ii) compound 3 or a pharmaceutically acceptable salt thereof.

[0014] In yet another aspect, the at least two direct acting antiviral agents comprise (i) compound 1 or a pharmaceutically acceptable salt thereof, which is co-administered or co-formulated with ritonavir, and (ii) compound 4 or a pharmaceutically acceptable salt thereof.

[0015] In yet a further aspect, the at least two direct acting antiviral agents comprise (i) compound 1 or a pharmaceutically acceptable salt thereof, which is co-administered or co-formulated with ritonavir, (ii) compound 2 or a pharmaceutically acceptable salt thereof, and (iii) compound 4 or a pharmaceutically acceptable salt thereof.

[0016] In yet another aspect, the at least two direct acting antiviral agents comprises a drug combination selected from the group consisting of: a combination of PSI-7977 and PSI-938, a combination of BMS-790052 and BMS-650032, a combination of GS-5885 and GS-9451, a combination of GS-5885, GS-9190 and GS-9451, a combination of BI-201335 and BI-27127, a combination of telaprevir and VX-222, a combination of PSI-7977 and TMC-435, and a combination of danoprevir and R7128. In yet another aspect, the at least two direct acting antiviral agents comprises a combination of PSI-7977 and BMS-790052 (daclatasvir). In yet another aspect, the at least two direct acting antiviral agents comprises a combination of PSI-7977 and BMS-650032 (asunaprevir). In still another aspect, the at least two direct acting antiviral agents comprises a combination of PSI-7977, BMS-650032 (asunaprevir) and BMS-790052 (daclatasvir).

[0017] In other aspects, the present technology provides a method for treating HCV infection in a subject comprising administering (a) therapeutic agent 1, (b) at least one polymerase inhibitor selected from the group consisting of therapeutic agent 2, therapeutic agent 3 and combinations thereof, (c) ribavirin and (d) an inhibitor of cytochrome P450 to the subject and for a duration of no more than twelve weeks, wherein the therapeutic agent 1, the at least one polymerase inhibitor, the ribavirin and the inhibitor of cytochrome P450 are administered in amounts effective to result in sustained virological response (SVR) in the subject.

[0018] In yet another aspect, the present technology provides a method for treating a population of subjects having HCV infection, the method comprising administering at least two DAAs to the subjects for a duration of no more than 12 weeks, wherein the at least two DAAs are administered to the subjects in amounts and for a duration effective to provide a SVR in at least about 70% of the population.

[0019] In another aspect, the present technology features a combination of at least two DAAs for use in treating HCV infection, wherein the duration of the treatment regimen is no more than twelve weeks (e.g., the duration being 12 weeks; or the duration being 11, 10, 9, 8, 7, 6, 5, 4, or 3 weeks). The treatment comprises administering the at least two DAAs to a subject infected with HCV. Preferably, the duration of the treatment regimen is no more than eight weeks (e.g., the duration being 8 weeks; or the duration being 7, 6, 5, 4, or 3 weeks). The treatment includes administering ribavirin but does not include administering interferon. The treatment may also include administering ritonavir or another CYP3A4 inhibitor (e.g., cobicistat) if one of the DAAs requires pharmacokinetic enhancement. The at least two DAAs can be administered concurrently or sequentially. For example, one DAA can be administered

once daily, and another DAA can be administered twice daily. For another example, the two DAAs are administered once daily. For yet another example, the two DAAs are co-formulated in a single composition and administered concurrently (e.g., once daily). As a non-limiting example, the patient being treated can be infected with HCV genotype 1, such as genotype 1a or 1b. As another non-limiting example, the patient can be infected with HCV genotype 2 or 3. As yet another non-limiting example, the patient can be a HCV-treatment naïve patient, a HCV-treatment experienced patient, an interferon non-responder, or not a candidate for interferon treatment.

[0020] In another aspect, the present technology features a combination of compound 1 (or a pharmaceutically acceptable salt thereof) and compound 2 (or a pharmaceutically acceptable salt thereof) for use in treating HCV infection. The treatment comprises administering the DAAs to a subject infected with HCV. The duration of the treatment regimen is no more than twelve weeks (e.g., the duration being 12 weeks; or the duration being 11, 10, 9, 8, 7, 6, 5, 4, or 3 weeks). Preferably, the duration of the treatment regimen is no more than eight weeks (e.g., the duration being 8 weeks; or the duration being 7, 6, 5, 4, or 3 weeks). The treatment includes administering ribavirin but does not include administering interferon; and ritonavir or another CYP3A4 inhibitor (e.g., cobicistat) is administered with compound 1 (or the salt thereof) to improve the pharmacokinetics of the latter. Compound 1 (or the salt thereof) and compound 2 (or the salt thereof) can be administered concurrently or sequentially. For example, compound 1 (or the salt thereof) can be administered once daily, together with ritonavir or another CYP3A4 inhibitor (e.g., cobicistat), and compound 2 (or the salt thereof) can be administered twice daily. For another example, compound 1 (or the salt thereof) and compound 2 (or the salt thereof) are administered once daily. For yet another example, compound 1 (or the salt thereof) and ritonavir (or another CYP3A4 inhibitor, e.g., cobicistat) are co-formulated in a single composition and administered concurrently (e.g., once daily). For yet another example, compound 1 (or the salt thereof), ritonavir (or another CYP3A4 inhibitor, e.g., cobicistat), and compound 2 (or the salt thereof) are co-formulated in a single composition and administered concurrently (e.g., once daily). As a non-limiting example, the patient being treated can be infected with HCV genotype 1, such as genotype 1a or 1b. As another non-limiting example, the patient can be infected with HCV genotype 2 or 3. As yet another non-limiting example, the patient can be a HCV-treatment naïve patient, a HCV-treatment experienced patient, an interferon non-responder, or not a candidate for interferon treatment.

[0021] In another aspect, the present technology features a combination of compound 1 (or a pharmaceutically acceptable salt thereof) and compound 3 (or a pharmaceutically acceptable salt thereof) for use in treating HCV infection. The treatment comprises administering the DAAs to a subject infected with HCV. The duration of the treatment regimen is no more than twelve weeks (e.g., the duration being 12 weeks; or the duration being 11, 10, 9, 8, 7, 6, 5, 4, or 3 weeks). Preferably, the duration of the

treatment regimen is no more than eight weeks (e.g., the duration being 8 weeks; or the duration being 7, 6, 5, 4, or 3 weeks). The treatment includes administering ribavirin but does not include administering interferon; and ritonavir or another CYP3A4 inhibitor (e.g., cobicistat) is administered with compound 1 (or the salt thereof) to improve the pharmacokinetics of the latter. Compound 1 (or the salt thereof) and compound 3 (or the salt thereof) can be administered concurrently or sequentially. For example, compound 1 (or the salt thereof) can be administered once daily, together with ritonavir or another CYP3A4 inhibitor (e.g., cobicistat), and compound 3 (or the salt thereof) can be administered twice daily. For another example, compound 1 (or the salt thereof) and compound 3 (or the salt thereof) are administered once daily. For yet another example, compound 1 (or the salt thereof) and ritonavir (or another CYP3A4 inhibitor, e.g., cobicistat) are co-formulated in a single composition and administered concurrently (e.g., once daily). For yet another example, compound 1 (or the salt thereof), ritonavir (or another CYP3A4 inhibitor, e.g., cobicistat), and compound 3 (or the salt thereof) are co-formulated in a single composition and administered concurrently (e.g., once daily). As a non-limiting example, the patient being treated can be infected with HCV genotype 1, such as genotype 1a or 1b. As another non-limiting example, the patient can be infected with HCV genotype 2 or 3. As yet another non-limiting example, the patient can be a HCV-treatment naïve patient, a HCV-treatment experienced patient, an interferon non-responder, or not a candidate for interferon treatment.

[0022] In another aspect, the present technology features a combination of compound 1 (or a pharmaceutically acceptable salt thereof) and compound 4 (or a pharmaceutically acceptable salt thereof) for use in treating HCV infection. The treatment comprises administering the DAAs to a subject infected with HCV. The duration of the treatment regimen is no more than twelve weeks (e.g., the duration being 12 weeks; or the duration being 11, 10, 9, 8, 7, 6, 5, 4, or 3 weeks). Preferably, the duration of the treatment regimen is no more than eight weeks (e.g., the duration being 8 weeks; or the duration being 7, 6, 5, 4, or 3 weeks). The treatment includes administering ribavirin but does not include administering interferon; and ritonavir or another CYP3A4 inhibitor (e.g., cobicistat) is administered with compound 1 (or the salt thereof) to improve the pharmacokinetics of the latter. Compound 1 (or the salt thereof) and compound 4 (or the salt thereof) can be administered concurrently or sequentially. For example, compound 1 (or the salt thereof) can be administered once daily, together with ritonavir or another CYP3A4 inhibitor (e.g., cobicistat), and compound 4 (or the salt thereof) can be administered twice daily. For another example, compound 1 (or the salt thereof) and compound 4 (or the salt thereof) are administered once daily. For yet another example, compound 1 (or the salt thereof) and ritonavir (or another CYP3A4 inhibitor, e.g., cobicistat) are co-formulated in a single composition and administered concurrently (e.g., once daily). For yet another example, compound 1 (or the salt thereof), ritonavir (or another CYP3A4 inhibitor, e.g., cobicistat), and compound 4 (or the salt thereof) are co-formulated in a

single composition and administered concurrently (e.g., once daily). As a non-limiting example, the patient being treated can be infected with HCV genotype 1, such as genotype 1a or 1b. As another non-limiting example, the patient can be infected with HCV genotype 2 or 3. As yet another non-limiting example, the patient can be a HCV-treatment naïve patient, a HCV-treatment experienced patient, an interferon non-responder, or not a candidate for interferon treatment.

[0023] In another aspect, the present technology features a combination of compound 1 (or a pharmaceutically acceptable salt thereof), compound 2 (or a pharmaceutically acceptable salt thereof), and compound 4 (or a pharmaceutically acceptable salt thereof) for use in treating HCV infection. The treatment comprises administering the DAAs to a subject infected with HCV. The duration of the treatment regimen is no more than twelve weeks (e.g., the duration being 12 weeks; or the duration being 11, 10, 9, 8, 7, 6, 5, 4, or 3 weeks). Preferably, the duration of the treatment regimen is no more than eight weeks (e.g., the duration being 8 weeks; or the duration being 7, 6, 5, 4, or 3 weeks). The treatment includes administering ribavirin but does not include administering interferon; and ritonavir or another CYP3A4 inhibitor (e.g., cobicistat) is administered with compound 1 (or the salt thereof) to improve the pharmacokinetics of the latter. Compound 1 (or the salt thereof), compound 2 (or the salt thereof), and compound 4 (or the salt thereof) can be administered concurrently or sequentially. For example, compound 1 (or the salt thereof) can be administered once daily, together with ritonavir or another CYP3A4 inhibitor (e.g., cobicistat), and compound 4 (or the salt thereof) can be administered once daily, and compound 2 (or the salt thereof) can be administered twice daily. For another example, compound 1 (or the salt thereof), compound 2 (or the salt thereof), and compound 4 (or the salt thereof) are administered once daily. For yet another example, compound 1 (or the salt thereof), compound 4 (or the salt thereof), and ritonavir (or another CYP3A4 inhibitor, e.g., cobicistat) are co-formulated in a single composition and administered concurrently (e.g., once daily). For yet another example, compound 1 (or the salt thereof), ritonavir (or another CYP3A4 inhibitor, e.g., cobicistat), compound 2 (or the salt thereof), and compound 4 (or the salt thereof) are co-formulated in a single composition and administered concurrently (e.g., once daily). As a non-limiting example, the patient being treated can be infected with HCV genotype 1, such as genotype 1a or 1b. As another non-limiting example, the patient can be infected with HCV genotype 2 or 3. As yet another non-limiting example, the patient can be a HCV-treatment naïve patient, a HCV-treatment experienced patient, an interferon non-responder, or not a candidate for interferon treatment.

[0024] In another aspect, the present technology features a combination of at least two DAAs for use in treating HCV infection, wherein said combination comprises a combination selected from:

- a combination of PSI-7977 and PSI-938,
- a combination of BMS-790052 and BMS-650032,

- a combination of GS-5885 and GS-9451,
- a combination of GS-5885, GS-9190 and GS-9451,
- a combination of BI-201335 and BI-27127,
- a combination of telaprevir and VX-222,
- a combination of PSI-7977 and TMC-435, and
- a combination of danoprevir and R7128.

The treatment comprises administering the DAA combination to a subject infected with HCV. The duration of the treatment regimen is no more than twelve weeks (e.g., the duration being 12 weeks; or the duration being 11, 10, 9, 8, 7, 6, 5, 4, or 3 weeks). Preferably, the duration of the treatment regimen is no more than eight weeks (e.g., the duration being 8 weeks; or the duration being 7, 6, 5, 4, or 3 weeks). The treatment includes administering ribavirin but does not include administering interferon. The treatment may also include administering ritonavir or another CYP3A4 inhibitor (e.g., cobicistat) if one of the DAAs requires pharmacokinetic enhancement. The at least two DAAs can be administered concurrently or sequentially. For example, one DAA can be administered once daily, and another DAA can be administered twice daily. For another example, the two DAAs are administered once daily. For yet another example, the two DAAs are co-formulated in a single composition and administered concurrently (e.g., once daily). As a non-limiting example, the patient being treated can be infected with HCV genotype 1, such as genotype 1a or 1b. As another non-limiting example, the patient can be infected with HCV genotype 2 or 3. As yet another non-limiting example, the patient can be a HCV-treatment naïve patient, a HCV-treatment experienced patient, an interferon non-responder, or not a candidate for interferon treatment.

[0025] In yet another aspect, the present technology features a combination of at least two DAAs for use in treating HCV infection, wherein said combination comprises a combination selected from:

- a combination of PSI-7977 and BMS-790052
- a combination of PSI-7977 and BMS-650032,
- a combination of PSI-7977, BMS-790052 and BMS-650032,
- a combination of INX-189 and BMS-790052
- a combination of INX-189 and BMS-650032, or
- a combination of INX-189 , BMS-790052 and BMS-650032.

The treatment comprises administering the DAA combination to a subject infected with HCV. The duration of the treatment regimen is no more than twelve weeks (e.g., the duration being 12 weeks; or the duration being 11, 10, 9, 8, 7, 6, 5, 4, or 3 weeks). Preferably, the duration of the treatment regimen is no more than eight weeks (e.g., the duration being 8 weeks; or the duration being 7, 6, 5, 4, or 3 weeks). The

treatment includes administering ribavirin but does not include administering interferon. The treatment may include administering ritonavir or another CYP3A4 inhibitor (e.g., cobicistat) if one of the DAAs requires pharmacokinetic enhancement. The at least two DAAs can be administered concurrently or sequentially. For example, one DAA can be administered once daily, and another DAA can be administered twice daily. For another example, the two DAAs are administered once daily. For yet another example, the two DAAs are co-formulated in a single composition and administered concurrently (e.g., once daily). As a non-limiting example, the patient being treated can be infected with HCV genotype 1, such as genotype 1a or 1b. As another non-limiting example, the patient can be infected with HCV genotype 2 or 3. As yet another non-limiting example, the patient can be a HCV-treatment naïve patient, a HCV-treatment experienced patient, an interferon non-responder, or not a candidate for interferon treatment.

[0026] In still another aspect, the present technology features PSI-7977, or a combination of at least two DAAs, for use in treating HCV infection, wherein said combination comprises a combination selected from:

- a combination of mericitabine and danoprevir,
- a combination of INX-189, daclatasvir and BMS-791325, and
- a combination of PSI-7977 and GS-5885.

The treatment comprises administering the DAA combination to a subject infected with HCV. The duration of the treatment regimen is no more than twelve weeks (e.g., the duration being 12 weeks; or the duration being 11, 10, 9, 8, 7, 6, 5, 4, or 3 weeks). Preferably, the duration of the treatment regimen is no more than eight weeks (e.g., the duration being 8 weeks; or the duration being 7, 6, 5, 4, or 3 weeks). The treatment includes administering ribavirin but does not include administering interferon. The treatment may include administering ritonavir or another CYP3A4 inhibitor (e.g., cobicistat) if one of the DAAs requires pharmacokinetic enhancement. The at least two DAAs can be administered concurrently or sequentially. For example, one DAA can be administered once daily, and another DAA can be administered twice daily. For another example, the two DAAs are administered once daily. For yet another example, the two DAAs are co-formulated in a single composition and administered concurrently (e.g., once daily). As a non-limiting example, the patient being treated can be infected with HCV genotype 1, such as genotype 1a or 1b. As another non-limiting example, the patient can be infected with HCV genotype 2 or 3. As yet another non-limiting example, the patient can be a HCV-treatment naïve patient, a HCV-treatment experienced patient, an interferon non-responder, or not a candidate for interferon treatment.

[0027] In another aspect, the present invention features methods for treatment of HCV infection, wherein the methods comprise administering to a subject in need thereof at least two direct acting

antiviral agents (DAAs) and ribavirin, and the treatment does not include administration of interferon to the subject. The treatment can last, for example and without limitation, for no more than 12 weeks, such as 8, 9, 10, 11 or 12 weeks. Preferably, the treatment lasts for 12 weeks. The treatment can also last for 8 weeks. The subject being treated can be, for example, a treatment-naïve patient. The subject can also be a treatment-experienced patient, or an interferon non-responder. Preferably, the subject being treated is infected with HCV genotype 1, e.g., HCV genotype 1a. As another non-limiting example, the subject being treatment is infected with HCV genotype 3.

[0028] In one embodiment of this aspect of the invention, the at least two DAAs comprise (i) Compound 1 or a pharmaceutically acceptable salt thereof, and (ii) Compound 2 or a pharmaceutically acceptable salt thereof, and said method further comprises administering ritonavir to the subject. Ritonavir improves the pharmacokinetics or drug exposure of Compound 1. The treatment can last, for example and without limitation, for no more than 12 weeks, such as 8, 9, 10, 11 or 12 weeks. Preferably, the treatment lasts for 12 weeks. The treatment can also last for 8 weeks. The subject being treated can be, for example, a treatment-naïve patient. The subject can also be a treatment-experienced patient, or an interferon non-responder. Preferably, the subject being treated is infected with HCV genotype 1, e.g., HCV genotype 1a. As another non-limiting example, the subject being treatment is infected with HCV genotype 3.

[0029] In another embodiment of this aspect of the invention, the at least two DAAs comprise (i) Compound 1 or a pharmaceutically acceptable salt thereof, and (ii) Compound 4 or a pharmaceutically acceptable salt thereof, and the method further comprises administering ritonavir to the subject to improve the pharmacokinetics or drug exposure of Compound 1. The treatment can last, for example and without limitation, for no more than 12 weeks, such as 8, 9, 10, 11 or 12 weeks. Preferably, the treatment lasts for 12 weeks. The treatment can also last for 8 weeks. The subject being treated can be, for example, a treatment-naïve patient. The subject can also be a treatment-experienced patient, or an interferon non-responder. Preferably, the subject being treated is infected with HCV genotype 1, e.g., HCV genotype 1a. As another non-limiting example, the subject being treatment is infected with HCV genotype 3.

[0030] In another embodiment of this aspect of the invention, the at least two DAAs comprise (i) Compound 1 or a pharmaceutically acceptable salt thereof, (ii) Compound 2 or a pharmaceutically acceptable salt thereof, and (iii) Compound 4 or a pharmaceutically acceptable salt thereof, and the method further comprises administering ritonavir to the subject to improve the pharmacokinetics or drug exposure of Compound 1. The treatment can last, for example and without limitation, for no more than 12 weeks, such as 8, 9, 10, 11 or 12 weeks. Preferably, the treatment lasts for 12 weeks. The treatment can also last for 8 weeks. The subject being treated can be, for example, a treatment-naïve patient. The subject can also be a treatment-experienced patient, or an interferon non-responder. Preferably, the

subject being treated is infected with HCV genotype 1, e.g., HCV genotype 1a. As another non-limiting example, the subject being treatment is infected with HCV genotype 3.

[0031] In yet another embodiment of this aspect of the invention, the at least two DAAs comprise a HCV protease inhibitor and a HCV polymerase inhibitor. The treatment can last, for example and without limitation, for no more than 12 weeks, such as 8, 9, 10, 11 or 12 weeks. Preferably, the treatment lasts for 12 weeks. The treatment can also last for 8 weeks. The subject being treated can be, for example, a treatment-naïve patient. The subject can also be a treatment-experienced patient, or an interferon non-responder. Preferably, the subject being treated is infected with HCV genotype 1, e.g., HCV genotype 1a. As another non-limiting example, the subject being treatment is infected with HCV genotype 3.

[0032] In yet another embodiment of this aspect of the invention, the at least two DAAs comprise a HCV protease inhibitor and a non-nucleoside or non-nucleotide HCV polymerase inhibitor. The treatment can last, for example and without limitation, for no more than 12 weeks, such as 8, 9, 10, 11 or 12 weeks. Preferably, the treatment lasts for 12 weeks. The treatment can also last for 8 weeks. The subject being treated can be, for example, a treatment-naïve patient. The subject can also be a treatment-experienced patient, or an interferon non-responder. Preferably, the subject being treated is infected with HCV genotype 1, e.g., HCV genotype 1a. As another non-limiting example, the subject being treatment is infected with HCV genotype 3.

[0033] In yet another embodiment of this aspect of the invention, the at least two DAAs comprise a HCV protease inhibitor and a nucleoside or nucleotide HCV polymerase inhibitor. The treatment can last, for example and without limitation, for no more than 12 weeks, such as 8, 9, 10, 11 or 12 weeks. Preferably, the treatment lasts for 12 weeks. The treatment can also last for 8 weeks. The subject being treated can be, for example, a treatment-naïve patient. The subject can also be a treatment-experienced patient, or an interferon non-responder. Preferably, the subject being treated is infected with HCV genotype 1, e.g., HCV genotype 1a. As another non-limiting example, the subject being treatment is infected with HCV genotype 3.

[0034] In yet another embodiment of this aspect of the invention, the at least two DAAs comprise a HCV protease inhibitor and a HCV NS5A inhibitor. The treatment can last, for example and without limitation, for no more than 12 weeks, such as 8, 9, 10, 11 or 12 weeks. Preferably, the treatment lasts for 12 weeks. The treatment can also last for 8 weeks. The subject being treated can be, for example, a treatment-naïve patient. The subject can also be a treatment-experienced patient, or an interferon non-responder. Preferably, the subject being treated is infected with HCV genotype 1, e.g., HCV genotype 1a. As another non-limiting example, the subject being treatment is infected with HCV genotype 3.

[0035] In yet another embodiment of this aspect of the invention, the at least two DAAs comprise a HCV polymerase inhibitor and a HCV NS5A inhibitor. The treatment can last, for example and without limitation, for no more than 12 weeks, such as 8, 9, 10, 11 or 12 weeks. Preferably, the treatment lasts for 12 weeks. The treatment can also last for 8 weeks. The subject being treated can be, for example, a treatment-naïve patient. The subject can also be a treatment-experienced patient, or an interferon non-responder. Preferably, the subject being treated is infected with HCV genotype 1, e.g., HCV genotype 1a. As another non-limiting example, the subject being treatment is infected with HCV genotype 3.

[0036] In yet another embodiment of this aspect of the invention, the at least two DAAs comprise a HCV non-nucleoside or non-nucleotide polymerase inhibitor and a HCV NS5A inhibitor. The treatment can last, for example and without limitation, for no more than 12 weeks, such as 8, 9, 10, 11 or 12 weeks. Preferably, the treatment lasts for 12 weeks. The treatment can also last for 8 weeks. The subject being treated can be, for example, a treatment-naïve patient. The subject can also be a treatment-experienced patient, or an interferon non-responder. Preferably, the subject being treated is infected with HCV genotype 1, e.g., HCV genotype 1a. As another non-limiting example, the subject being treatment is infected with HCV genotype 3.

[0037] In yet another embodiment of this aspect of the invention, the at least two DAAs comprise a HCV nucleoside or nucleotide polymerase inhibitor and a HCV NS5A inhibitor. The treatment can last, for example and without limitation, for no more than 12 weeks, such as 8, 9, 10, 11 or 12 weeks. Preferably, the treatment lasts for 12 weeks. The treatment can also last for 8 weeks. The subject being treated can be, for example, a treatment-naïve patient. The subject can also be a treatment-experienced patient, or an interferon non-responder. Preferably, the subject being treated is infected with HCV genotype 1, e.g., HCV genotype 1a. As another non-limiting example, the subject being treatment is infected with HCV genotype 3.

[0038] In yet another embodiment of this aspect of the invention, the at least two DAAs comprise PSI-7977 and TMC-435. The treatment can last, for example and without limitation, for no more than 12 weeks, such as 8, 9, 10, 11 or 12 weeks. Preferably, the treatment lasts for 12 weeks. The treatment can also last for 8 weeks. The subject being treated can be, for example, a treatment-naïve patient. The subject can also be a treatment-experienced patient, or an interferon non-responder. Preferably, the subject being treated is infected with HCV genotype 1, e.g., HCV genotype 1a. As another non-limiting example, the subject being treatment is infected with HCV genotype 3.

[0039] In yet another embodiment of this aspect of the invention, the at least two DAAs comprise PSI-7977 and daclatasvir. The treatment can last, for example and without limitation, for no more than 12 weeks, such as 8, 9, 10, 11 or 12 weeks. Preferably, the treatment lasts for 12 weeks. The

treatment can also last for 8 weeks. The subject being treated can be, for example, a treatment-naïve patient. The subject can also be a treatment-experienced patient, or an interferon non-responder. Preferably, the subject being treated is infected with HCV genotype 1, e.g., HCV genotype 1a. As another non-limiting example, the subject being treatment is infected with HCV genotype 3.

[0040] In yet another embodiment of this aspect of the invention, the at least two DAAs comprise PSI-7977 and GS-5885. The treatment can last, for example and without limitation, for no more than 12 weeks, such as 8, 9, 10, 11 or 12 weeks. Preferably, the treatment lasts for 12 weeks. The treatment can also last for 8 weeks. The subject being treated can be, for example, a treatment-naïve patient. The subject can also be a treatment-experienced patient, or an interferon non-responder. Preferably, the subject being treated is infected with HCV genotype 1, e.g., HCV genotype 1a. As another non-limiting example, the subject being treatment is infected with HCV genotype 3.

[0041] In yet another embodiment of this aspect of the invention, the at least two DAAs comprise mericitabine and danoprevir. The treatment can last, for example and without limitation, for no more than 12 weeks, such as 8, 9, 10, 11 or 12 weeks. Preferably, the treatment lasts for 12 weeks. The treatment can also last for 8 weeks. The subject being treated can be, for example, a treatment-naïve patient. The subject can also be a treatment-experienced patient, or an interferon non-responder. Preferably, the subject being treated is infected with HCV genotype 1, e.g., HCV genotype 1a. As another non-limiting example, the subject being treatment is infected with HCV genotype 3.

[0042] In yet another embodiment of this aspect of the invention, the at least two DAAs comprise BMS-790052 and BMS-650032. The treatment can last, for example and without limitation, for no more than 12 weeks, such as 8, 9, 10, 11 or 12 weeks. Preferably, the treatment lasts for 12 weeks. The treatment can also last for 8 weeks. The subject being treated can be, for example, a treatment-naïve patient. The subject can also be a treatment-experienced patient, or an interferon non-responder. Preferably, the subject being treated is infected with HCV genotype 1, e.g., HCV genotype 1b. As a non-limiting example, the subject being treatment is infected with HCV genotype 1a. As another non-limiting example, the subject being treatment is infected with HCV genotype 3.

[0043] In yet another embodiment of this aspect of the invention, the at least two DAAs comprise INX-189, daclatasvir and BMS-791325. The treatment can last, for example and without limitation, for no more than 12 weeks, such as 8, 9, 10, 11 or 12 weeks. Preferably, the treatment lasts for 12 weeks. The treatment can also last for 8 weeks. The subject being treated can be, for example, a treatment-naïve patient. The subject can also be a treatment-experienced patient, or an interferon non-responder. Preferably, the subject being treated is infected with HCV genotype 1, e.g., HCV genotype 1a. As another non-limiting example, the subject being treatment is infected with HCV genotype 3.

[0044] In yet another aspect, the present invention features methods for treatment of a treatment-naïve subject with HCV genotype 1 infection, wherein the method comprises administering to said patient PSI-7977 and ribavirin, and the treatment does not include administration of interferon to the subject. The treatment can last, for example and without limitation, for no more than 12 weeks, such as 8, 9, 10, 11 or 12 weeks. Preferably, the treatment lasts for 12 weeks. The treatment can also last for 8 weeks. Preferably, the subject being treated is infected with genotype 1a. The subject being treated can also be a treatment-experienced patient or an interferon non-responder, and/or is infected with HCV genotype 3.

[0045] Other features, objects, and advantages of the present invention are apparent in the detailed description that follows. It should be understood, however, that the detailed description, while indicating preferred embodiments of the invention, are given by way of illustration only, not limitation. Various changes and modifications within the scope of the invention will become apparent to those skilled in the art from the detailed description

BRIEF DESCRIPTION OF THE DRAWINGS

[0046] Figure 1 is a 3-D surface plot illustrating deviations from expected inhibitory effects from varying concentrations of compound 1 and compound 2 in a genotype 1b HCV replicon assay.

[0047] Figure 2 is a contour plot showing concentrations at which compound 1 and compound 2 exhibited synergetic, additive, or antagonistic interactions in the genotype 1b HCV replicon assay.

[0048] Figure 3 is a 3-D surface plot illustrating deviations from expected inhibitory effects from varying concentrations of compound 1 and compound 4 in a genotype 1b HCV replicon assay.

[0049] Figure 4 is a contour plot showing concentrations at which compound 1 and compound 4 exhibited synergetic, additive, or antagonistic interactions in the genotype 1b HCV replicon assay.

[0050] Figure 5 is a bar graph showing the percentage of cells containing HCV genotype 1a replicon constructs surviving after three weeks of exposure to therapeutic agent 1, therapeutic agent 2, therapeutic agent 4, or a combination of some or all of those therapeutic agents in the presence of G418.

[0051] Figure 6A shows the predicted median and 90% confidence interval of SVR percentage for different treatment durations of a 2-DAA regimen without ribavirin; the 2 DAAs include Compound 1 and Compound 2.

[0052] Figure 6B illustrates the predicted median and 90% confidence interval of SVR percentage for different treatment durations of a 2-DAA regimen without ribavirin; the 2 DAAs include Compound 1 and Compound 4.

[0053] Figure 6C depicts the predicted median and 90% confidence interval of SVR percentage for different treatment durations of a 3-DAA regimen without ribavirin; the 3 DAAs include Compound 1, Compound 2 and Compound 4.

[0054] Figure 7 shows the exposure-response model predicted versus observed percentage of subjects with HCV RNA less than LOD over time in the clinical study described in Example 1.

[0055] Figure 8 demonstrates the exposure-response model predicted versus observed percentage of subjects with SVR12 in the clinical study described in Example 2A.

[0056] Figure 9 shows the predicted median and 90% confidence interval of SVR rates for different treatment durations of a 2-DAA regimen containing BMS-790052 and BMS-650032.

[0057] Figure 10 shows the predicted median of SVR rates for different treatment durations of a 3-DAA regimen containing Compound 1/r, Compound 4 and PSI-7977.

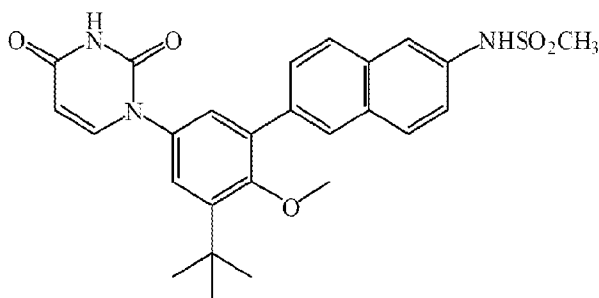
[0058] Figure 11 shows the predicted median and 90% confidence interval of SVR percentage for different treatment durations of a 1-DAA regimen containing PSI-799 and ribavirin.

DETAILED DESCRIPTION OF THE INVENTION

[0059] The present methods can include administering therapeutic agent 1 to a subject. Therapeutic agent 1 is compound 1 or a pharmaceutically acceptable salt thereof. Compound 1 is also known as (2R,6S,13aS,14aR,16aS,Z)-N-(cyclopropylsulfonyl)-6-(5-methylpyrazine-2-carboxamido)-5,16-dioxo-2-(phenanthridin-6-yloxy)-1,2,3,5,6,7,8,9,10,11,13a,14,14a,15,16,16a-hexadecahydrocyclopropa[e]pyrrolo[1,2-a][1,4]diazacyclopentadecine-14a-carboxamide. Compound 1 is a potent HCV protease inhibitor. The synthesis and formulation of Compound 1 are described in U.S. Patent Application Publication No. 2010/0144608, U.S. Provisional Application Serial No. 61/339,964 filed on March 10, 2010, and U.S. Patent Application Publication No. 2011/0312973 filed on March 8, 2011. All of these applications are incorporated herein by reference in their entireties. Therapeutic agent 1 includes various salts of compound 1. Therapeutic agent 1 may be administered in any suitable amount such as, for example, in doses of from about 0.01 to about 50 mg/kg body weight, alternatively from about 0.1 to about 25 mg/kg body weight. As non-limiting examples, therapeutic agent 1 may be administered in a total daily dose amount of from about 50 mg to about 250 mg, preferably from about 100 mg to about 250 mg, and includes, but is not limited to, for example, about 50 mg, about 75 mg, about 100 mg, about 125 mg, about 150 mg, about 175 mg, about 200 mg, about 225 mg, about 250 mg and suitable amounts there between.

[0060] In preferred embodiments, ritonavir or another inhibitor of cytochrome P-450 is co-administered with therapeutic agent 1 to improve the pharmacokinetics of Compound 1.

[0061] The present methods can include administering therapeutic agent 2 to a subject. Therapeutic agent 2 is compound 2 or a salt thereof.

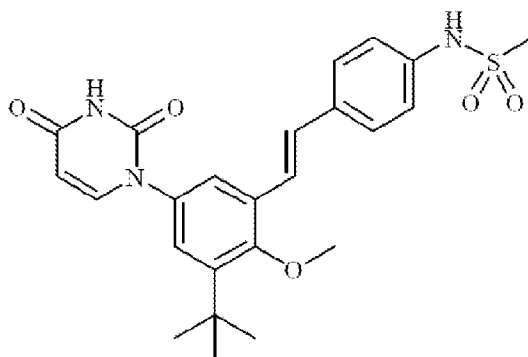


Compound 2

[0062] Compound 2 is also known N-(6-(3-tert-butyl-5-(2,4-dioxo-3,4-dihydropyrimidin-1(2H)-yl)-2-methoxyphenyl)naphthalen-2-yl)methanesulfonamide. As described in, for example, International Publication No. WO2009/039127, therapeutic agent 2 includes various salts of compound 2, such as sodium salts, potassium salts, and choline salts. Therapeutic agent 2 also includes crystalline forms of compound 2 and its salts such as solvate, hydrate, and solvent-free crystalline forms of compound 2 and its salts. Compositions comprising therapeutic agent 2 can be prepared as described in, for example, International Publication No. WO2009/039127 which is incorporated by reference herein.

[0063] Therapeutic agent 2 may be administered as a free acid, salt or particular crystalline form of compound 2. In some embodiments, therapeutic agent 2 is administered as a sodium salt. Therapeutic agent 2 may be administered in any suitable amount such as, for example, in doses of from about 5 mg/kg to about 30 mg/kg. As non-limiting examples, therapeutic agent 2 may be administered in a total daily dose amount of from about 300 mg to about 1800 mg, or from about 400 mg to about 1600 mg, or from about 600 mg to about 1800 mg, or from about 800 mg to about 1600 mg or any amounts there between. In some embodiments, therapeutic agent 2 may be administered in a total daily dose amount from about 100 mg to about 800 mg, preferably from about 200 mg to about 800 mg. In some embodiments, the total daily dosage amount for therapeutic agent 2 is about 100 mg. In some embodiments, the total daily dosage amount for therapeutic agent 2 is about 200 mg. In some embodiments, the total daily dosage amount for therapeutic agent 2 is about 300 mg. In some embodiments, the total daily dosage amount for compound 2 is about 400 mg. In some embodiments, the total daily dosage amount for therapeutic agent 2 is about 600 mg. In some embodiments, the total daily dosage amount for therapeutic agent 2 is about 800 mg. In some embodiments, the total daily dosage amount for therapeutic agent 2 is about 1200 mg. In some embodiments, the total daily dosage amount for therapeutic agent 2 is about 1600 mg.

[0064] The present methods can include administering therapeutic agent 3 or a salt thereof to a subject. Therapeutic agent 3 is compound 3 or a salt thereof.

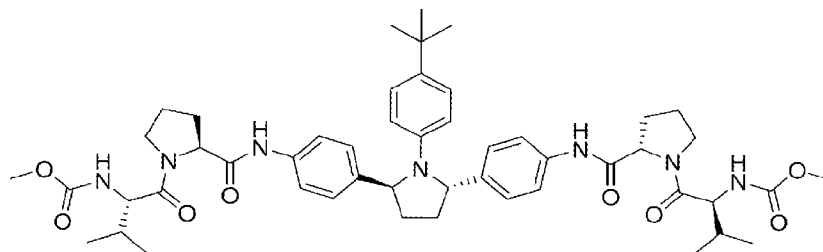


Compound 3

[0065] Compound 3 is also known as (E)-N-(4-(3-tert-butyl-5-(2,4-dioxo-3,4-dihydropyrimidin-1(2H)-yl)-2-methoxystyryl)phenyl)methanesulfonamide. As described in, for example, International Publication No. WO2009/039127, therapeutic agent 3 includes various salts of compound 3, such as sodium salts, potassium salts, and choline salts. Therapeutic agent 3 also includes crystalline forms of compound 3 and its salts such as solvate, hydrate, and solvent-free crystalline forms of compound 3 and its salts. Compositions comprising therapeutic agent 3 can be prepared as described in, for example, International Publication No. WO2009/039127 which is incorporated by reference herein.

[0066] Therapeutic agent 3 may be administered as a free acid, salt or particular crystalline form of compound 3. In some embodiments, compound 3 is administered as a potassium salt. Therapeutic agent 3 may be administered in any suitable amount such as, for example, in doses of from about 0.5 mg/kg to about 15 mg/kg or from about 1 mg/kg to about 10 mg/kg. As non-limiting examples, therapeutic agent 3 may be administered in a total daily dose amount of from about 50 mg to about 1000 mg or from about 100 mg to about 600 mg or from about 80 mg to about 320 mg or any amounts there between. In some embodiments, the total daily dosage amount for therapeutic agent 3 is about 50 mg. In some embodiments, the total daily dosage amount for therapeutic agent 3 is about 80 mg. In some embodiments, the total daily dosage amount for therapeutic agent 3 is about 100 mg. In some embodiments, the total daily dosage amount for therapeutic agent 3 is about 160 mg. In some embodiments, the total daily dosage amount for therapeutic agent 3 is about 300 mg. In some embodiments, the total daily dosage amount for therapeutic agent 3 is about 320 mg. In some embodiments, the total daily dosage amount for therapeutic agent 3 is about 400 mg. In some embodiments, the total daily dosage amount for therapeutic agent 3 is about 600 mg.

[0067] The present methods can include administering therapeutic agent 4 or a salt thereof to a subject. Therapeutic agent 4 is compound 4 or a salt thereof.



Compound 4

[0068] Compound 4 is also known as dimethyl (2S,2'S)-1,1'-((2S,2'S)-2,2'-(4,4'-((2S,5S)-1-(4-tert-butylphenyl)pyrrolidine-2,5-diyl)bis(4,1-phenylene))bis(azanediyl)bis(oxomethylene)bis(pyrrolidine-2,1-diyl)bis(3-methyl-1-oxobutane-2,1-diyl)dicarbamate. Compound 4 can be prepared as described in, for example, U.S. Publication No. 2010/0317568, which is incorporated herein by reference.

[0069] Therapeutic agent 4 may be administered as a free acid, or a salt form. Therapeutic agent 4 may be administered in any suitable amount such as, for example, in doses of from about 0.1 mg/kg to about 200 mg/kg body weight, or from about 0.25 mg/kg to about 100 mg/kg, or from about 0.3 mg/kg to about 30 mg/kg. As non-limiting examples, therapeutic agent 4 may be administered in a total daily dose amount of from about 5 mg to about 300 mg, or from about 25 mg to about 200 mg, or from about 25 mg to about 50 mg or any amounts there between. In some embodiments, the total daily dosage amount for therapeutic agent 4 is about 25 mg. In some embodiments, the total daily dosage amount for therapeutic agent 4 is about 5 mg, alternatively about 10 mg, alternatively about 20 mg, alternatively about 25 mg, alternatively about 30 mg, alternatively about 35 mg, alternatively about 40 mg, or alternatively about 50 mg.

[0070] The at least two DAAs may also be co-administered with ribavirin, or a pro-drug thereof, in the same or separate pharmaceutical compositions. Ribavirin may include any suitable form or formulation of ribavirin. Exemplary formulations of ribavirin include COPEGUS®, REBETOL® and RIBASPHERE®. An exemplary pro-drug of ribavirin is taribavirin having the chemical name of 1-β-D-ribofuranosyl-1,2,4-triazole-3-carboxamidine. Ribavirin and taribavirin may be administered in accordance with ribavirin and taribavirin administration well known in the art. For example, ribavirin or taribavirin may be administered in a total daily dose of from about 5 mg to about 1500 mg. In some embodiments, COPEGUS® or REBETOL® is administered in a daily dosage amount of from about 500 mg to about 1500 mg in one dose or in divided doses. In some embodiments, COPEGUS® or REBETOL® is administered in a daily dosage amount of about 800 mg. In some embodiments, REBETOL® is administered in a daily dosage amount of about 1000 mg. In some embodiments, COPEGUS® or REBETOL® is administered in a daily dosage amount of about 1200 mg. In some embodiments, REBETOL® is administered in a daily dosage amount of about 1400 mg. Suitable dosages

of ribavirin are dependent on the weight of the subject, for example about 1000-1200 mg. Suitable total daily dosages of ribavirin include, but are not limited to about 400 mg to about 1400 mg a day, alternatively about 800 mg to about 1400 mg per day, alternatively about 400 mg to about 1200 mg, alternatively about 800 mg to about 1200 mg.

[0071] The current standard of care (SOC) for the treatment of HCV includes a course of treatment of interferon, e.g. pegylated interferon (e.g., pegylated interferon-alpha-2a or pegylated interferon-alpha-2b, such as PEGASYS by Roche, or PEG-INTRON by Schering-Plough) and the antiviral drug ribavirin (e.g., COPEGUS by Roche, REBETOL by Schering-Plough, or RIBASPHERE by Three Rivers Pharmaceuticals). The treatment often lasts for 24-48 weeks, depending on hepatitis C virus genotype. Other interferons include, but are not limited to, interferon-alpha-2a (e.g., Roferon-A by Roche), interferon-alpha-2b (e.g., Intron-A by Schering-Plough), and interferon alfacon-1 (consensus interferon) (e.g., Infergen by Valeant). Less than 50% of patients with chronic HCV infection with genotype 1 virus respond to this therapy. Further, interferon therapy has many side effects that hinder patient compliance and results in premature discontinuation of the treatment.

[0072] The interferon/ribavirin-based treatment may be physically demanding, and can lead to temporary disability in some cases. A substantial proportion of patients will experience a panoply of side effects ranging from a “flu-like” syndrome (the most common, experienced for a few days after the weekly injection of interferon) to severe adverse events including anemia, cardiovascular events and psychiatric problems such as suicide or suicidal ideation. The latter are exacerbated by the general physiological stress experienced by the patients. Ribavirin also has a number of side effects, including, anemia, high pill burden (e.g. 5-6 pills a day split BID) and teratogenicity restricting use in women of childbearing age.

[0073] The present methods provide effective treatment of HCV infection without the use of interferon and for a shorter period of time, specifically a treatment duration of no more than twelve weeks, alternatively no more than eleven weeks, alternatively no more than ten weeks, alternatively no more than nine weeks, alternatively no more than eight weeks, alternatively no more than seven weeks, alternatively no more than six weeks, alternatively no more than five weeks, alternatively no more than four weeks, or alternatively, no more than three weeks.

[0074] In some embodiments, the present technology provides methods for treating HCV infection in a subject comprising administering at least two DAAs with ribavirin in the absence of interferon for a duration of no more than twelve weeks, alternatively no more than eight weeks. Put another way, the present methods exclude interferon, or the subject does not receive interferon for the duration of the treatment. The at least two DAAs can be co-administered or can be administered

independently (with the same or different dosing frequencies) and can be administered once a day, alternatively twice a day, alternatively three times a day.

[0075] In some embodiments, the methods of treatment comprise daily administration of two or more DAAs, wherein a first DAA may be administered once a day, twice a day, or three times a day, and a second DAA may be administered once a day, twice a day, or three times a day. In some embodiments, a third DAA may be administered once a day, twice a day, or three times a day. The DAAs may be co-administered or administered at different times or frequencies. Preferably, in the methods, at least two DAAs and ribavirin are administered in effective amounts to provide a desired measure of effectiveness in the subject. Preferably, the treatment has reduced side effects as compared with interferon-containing treatments.

[0076] Various measures may be used to express the effectiveness of the present methods of HCV treatment. One such measure is rapid virological response (RVR), meaning that HCV is undetectable in the subject after 4 weeks of treatment, for example, after 4 weeks of administration of two or more of DAAs and ribavirin. Another measure is early virological response (EVR), meaning that the subject has $>2\log_{10}$ reduction in viral load after 12 weeks of treatment. Another measure is complete EVR (cEVR), meaning the HCV is undetectable in the serum of the subject after 12 weeks of treatment. Another measure is extended RVR (eRVR), meaning achievement of RVR and cEVR, that is, HCV is undetectable at week 4 and 12. Another measure is the presence or absence of detectable virus at the end of therapy (EOT). Another measure is (SVR), which, as used herein, means that the virus is undetectable at the end of therapy and for at least 8 weeks after the end of therapy (SVR8); preferably, the virus is undetectable at the end of therapy and for at least 12 weeks after the end of therapy (SVR12); more preferably, the virus is undetectable at the end of therapy and for at least 16 weeks after the end of therapy (SVR16); and highly preferably, the virus is undetectable at the end of therapy and for at least 24 weeks after the end of therapy (SVR24). SVR24 is often considered as a functional definition of cure; and a high rate of SVR at less than 24 week post-treatment (e.g., SVR8 or SVR12) can be predictive of a high rate of SVR24. Likewise, a high rate of SVR at less than 12 week post-treatment (e.g., SVR4 or SVR8) can be predictive of a high rate of SVR12. A high rate of EOT (e.g., at week 8 or week 12) can also be indicative of a significant rate of SVR12 or SVR24.

[0077] In some embodiments, the amounts of the two or more DAAs and ribavirin, and/or the duration of the treatment regimen of the two or more DAAs and ribavirin, are effective to provide an RVR in a subject, or an EVR in a subject, or a cEVR in a subject, or an eRVR in a subject, or an absence of detectable virus at EOT in a subject. In some embodiments, the present methods comprise treating a population of subjects having HCV infection (e.g. treatment naïve subjects), and the methods comprise administering at least two DAAs and ribavirin to the subjects for a duration of no more than 12 weeks, or

for another duration disclosed herein, wherein the at least two DAAs and ribavirin are administered to the subjects in amounts effective to provide an SVR (e.g., SVR after 8 weeks post-treatment, or SVR after 24 weeks post-treatment) in at least about 70% of the population, alternatively at least about 75% of the population, alternatively at least about 80% of the population, alternatively at least about 85% of the population, alternatively at least about 90% of the population, alternatively at least about 95% of the population, alternatively about 100% of the population. In some embodiments, the present methods comprise treating a population of IFN experienced subjects (e.g., interferon non-responders) having HCV infection, and the methods comprise administering at least two DAAs and ribavirin to the subjects for a duration of no more than 12 weeks, or for another duration disclosed herein, wherein the at least two DAAs and ribavirin are administered to the subjects in amounts effective to provide an SVR (e.g., SVR after 8 weeks post-treatment, or SVR after 24 weeks post-treatment) in at least about 50% of the population, alternatively at least about 55% of the population, alternatively at least about 60% of the population, alternatively at least about 65% of the population. In other embodiments, the amount of DAAs and ribavirin and the duration of the treatment are effective to provide one or more of an SVR (e.g., SVR after 8 weeks post-treatment, or SVR after 24 weeks post-treatment), an RVR, an EVR, a cEVR, an eRVR, or an absence of detectable virus at EOT, in at least about 50% of the population, alternatively at least about 55%, in at least about 60% of the population, alternatively at least about 65% of the population, alternatively at least about 70% of the population, alternatively at least about 75% of the population, alternatively at least about 80% of the population, alternatively at least about 85% of the population, alternatively at least about 90% of the population, alternatively at least about 95% of the population, alternatively about 100% of the population. For example, the present methods comprise administering at least two DAAs and ribavirin in amounts and for durations effective to provide an SVR (e.g., SVR after 8 weeks post-treatment, or SVR after 24 weeks post-treatment) in a subject. In some embodiments, the present technology provides for an SVR (e.g., SVR after 8 weeks post-treatment, or SVR after 24 weeks post-treatment) in at least about 50% of the population, alternatively at least about 55% of the population, in at least about 60% of the population, preferably in at least about 65% of the population, preferably in at least about 70% of the population, preferably at least about 75% of the patients treated by such methods herein described, more preferably in at least 80% of the population, and highly preferably in at least about 90% of the patients being treated. In some embodiments, a treatment of the present technology provides an RVR or undetectable level of HCV RNA in the bloodstream at four (4) weeks of treatment (preferably in addition to a SVR).

[0078] A DAA of the present technology includes, but is not limited to, a protease inhibitor, a HCV polymerase inhibitor, an HCV NS5A inhibitor, an HCV NS3B inhibitor, an HCV NS4A inhibitor, an HCV NS5B inhibitor, an HCV entry inhibitor, a cyclophilin inhibitor, a CD81 inhibitor, or an internal

ribosome entry site inhibitor. The HCV polymerase inhibitor may be a nucleoside polymerase inhibitor or a non-nucleoside polymerase inhibitor. The HCV polymerase inhibitor may be a nucleotide polymerase inhibitor or a non-nucleotide polymerase inhibitor.

[0079] In yet another example of this aspect of the technology, the combination of two or more DAAs comprises PSI-7977 and PSI-938. In yet another example, the combination of two or more DAAs comprises PSI-7977 and TMC-435. In yet another example, the combination of two or more DAAs comprises BMS-790052 and BMS-650032. In yet another example, the combination of two or more DAAs comprises GS-5885, GS-9190, and GS-9451. In yet another example, the combination of two or more DAAs comprises BI-201335 and BI-207127. In yet another example, the combination of two or more DAAs comprises telaprevir and VX-222. In another example, the combination of two or more DAAs comprises GS-5885 and GS-9451. In yet another example, the combination of two or more DAAs includes danoprevir (with ritonavir) and R7128. In yet another example, the combination of two or more DAAs includes PSI-7977 and BMS-790052 (daclatasvir). In yet another example, the combination of two or more DAAs includes PSI-7977 and BMS-650032 (asunaprevir). In still another example, the combination of two or more DAAs includes PSI-7977, BMS-650032 (asunaprevir) and BMS-790052 (daclatasvir). In another example, the combination of two or more DAAs includes INX-189 and BMS-790052 (daclatasvir). In yet another example, the combination of two or more DAAs includes INX-189 and BMS-650032 (asunaprevir). In still another example, the combination of two or more DAAs includes INX-189, BMS-650032 (asunaprevir) and BMS-790052 (daclatasvir).

[0080] It was unexpectedly discovered that an interferon-free treatment using a combination of two or more DAAs, together with ribavirin, and for a duration of no more than 12 weeks, could achieve significant SVR. In many cases, such a treatment can achieve an SVR in at least about 75% of patients, and in some cases, such a treatment can achieve an SVR in at least about 85% of patients, and in certain cases, such a treatment can achieve an SVR in at least about 90% of patients. It was also surprising that such a treatment could achieve significant viral suppression even at 4 weeks of the treatment. In some embodiments, the interferon-free treatment using a combination of two or more DAAs, together with ribavirin, and for a duration of no more than 12 weeks, could achieve significant SVR in interferon non-responders, for example, treatment can achieve an SVR in at least about 50% of patients in the interferon non-responder population, preferably at least about 60% of patients in the interferon non-responder population, more preferably at least about 65% of patients in the interferon non-responder population.

[0081] Accordingly, in one aspect, the present technology features a method of treating HCV infection, comprising administering to a patient in need thereof an effective amount of a combination of two or more DAAs, together with an effective amount of ribavirin. The treatment lasts 8 weeks and does not include administration of any interferon. The DAAs and ribavirin can be administered at the same or

different dosing frequencies. The patient being treated can be a treatment naïve patient, a treatment experienced patient, including, but not limited to, a relapser, an interferon partial responder, an interferon non-responder, or a patient unable to take interferon. The patient may be infected with, for example and without limitation, HCV genotype 1, such as HCV genotype 1a or HCV genotype 1b; or HCV genotype 2 or 3. The treatment according to this aspect of the technology may also be effective against other HCV genotypes. The DAAs can be administered around the same time or at different times, and can be co-formulated in a single formulation or formulated in different compositions. Each DAA can be selected from HCV protease inhibitors, HCV polymerase inhibitors, or HCV NS5A inhibitors. For instance, the combination of two or more DAAs can be a combination of at least one HCV protease inhibitor and at least one HCV polymerase inhibitor (e.g., a combination of at least one HCV protease inhibitor and at least one non-nucleoside polymerase inhibitor, or a combination of at least one HCV protease inhibitor and at least one nucleoside or nucleotide polymerase inhibitor, or a combination of at least one HCV protease inhibitor, at least one nucleoside or nucleotide polymerase inhibitor and at least one non-nucleoside inhibitor). For another instance, the combination of two or more DAAs can be a combination of at least one HCV protease inhibitor and at least one HCV NS5A inhibitor. For still another instance, the combination of two or more DAAs can be a combination of at least one HCV protease inhibitor, at least one HCV polymerase inhibitor, and at least one HCV NS5A inhibitor. For another instance, the combination of two or more DAAs can be a combination of at least two HCV polymerase inhibitors (e.g., a combination of at least two nucleoside polymerase inhibitors, or a combination of at least one nucleoside or nucleotide polymerase inhibitor and at least one non-nucleoside or nucleotide polymerase inhibitor, or a combination of at least two non-nucleoside polymerase inhibitors). For another instance, the combination of two or more DAAs can be a combination of at least two HCV protease inhibitors. For another instance, the combination of two or more DAAs can be a combination of at least two HCV NS5A inhibitors. For another instance, the combination of two or more DAAs can be a combination of at least one HCV polymerase inhibitor and at least one NS5A inhibitor (e.g., a combination of at least one HCV NS5A inhibitor and at least one non-nucleoside or nucleotide polymerase inhibitor, or a combination of at least one HCV NS5A inhibitor and at least one nucleoside or nucleotide polymerase inhibitor, or a combination of at least one HCV NS5A inhibitor, at least one nucleoside or nucleotide polymerase inhibitor and at least one non-nucleoside polymerase inhibitor). In one example, the combination of two or more DAAs is a combination of Compound 1 (or a salt thereof) and Compound 2 (or a salt thereof). Compound 1 (or a salt thereof) can be co-formulated with ritonavir. In another example, the combination of two or more DAAs is a combination of Compound 1 (or a salt thereof) and Compound 3 (or a salt thereof). Compound 1 (or a salt thereof) can be co-formulated with ritonavir. In still another example, the combination of two or more DAAs is a combination of Compound 1 (or a salt thereof) and Compound

4 (or a salt thereof). Compound 1 (or a salt thereof) can be co-formulated with ritonavir. In a further example, the combination of two or more DAAs is a combination of Compound 1 (or a salt thereof), Compound 2 (or a salt thereof) and Compound 4 (or a salt thereof). Compound 1 (or a salt thereof) can be co-formulated with ritonavir. In yet another example, the combination of two or more DAAs is a combination of Compound 1 (or a salt thereof), Compound 3 (or a salt thereof) and Compound 4 (or a salt thereof). Compound 1 can be co-formulated with ritonavir. Other DAA(s) can also be included in a treatment regimen according to this aspect of the technology. In yet another example, the combination of two or more DAAs comprises PSI-7977 and PSI-938. In yet another example, the combination of two or more DAAs comprises PSI-7977 and TMC-435. In yet another example, the combination of two or more DAAs comprises BMS-790052 and BMS-650032. In yet another example, the combination of two or more DAAs comprises GS-5885, GS-9190, and GS-9451. In yet another example, the combination of two or more DAAs comprises BI-201335 and BI-207127. In yet another example, the combination of two or more DAAs comprises telaprevir and VX-222. In another example, the combination of two or more DAAs comprises GS-5885 and GS-9451. In yet another example, the combination of two or more DAAs includes danoprevir (with ritonavir) and R7128. In yet another example, the combination of two or more DAAs includes PSI-7977 and BMS-790052 (daclatasvir). In yet another example, the combination of two or more DAAs includes PSI-7977 and BMS-650032 (asunaprevir). In still another example, the combination of two or more DAAs includes PSI-7977, BMS-650032 (asunaprevir) and BMS-790052 (daclatasvir). In yet another example, the combination of two or more DAAs includes INX-189 and BMS-790052 (daclatasvir). In yet another example, the combination of two or more DAAs includes INX-189 and BMS-650032 (asunaprevir). In still another example, the combination of two or more DAAs includes INX-189, BMS-650032 (asunaprevir) and BMS-790052 (daclatasvir). In still another example, the combination of two or more DAAs includes mericitabine and danoprevir. In still another example, the combination of two or more DAAs includes INX-189, daclatasvir and BMS-791325. In still another example, the combination of two or more DAAs includes PSI-7977 and GS-5885. In still another example, the combination of two or more DAAs includes PSI-7977, Compound 1 (with ritonavir), and Compound 4. In still another example, the method comprises administering to a patient in need thereof an effective amount of PSI-7977 as the sole DAA in lieu of a combination of two or more DAAs, together with an effective amount of ribavirin. In still another example, the method comprises administering 100 or 200 mg compound 1 together with 100 mg ritonavir once daily, and 25 mg compound 4 once daily. In yet another example, the method comprises administering 150 mg or 250 mg compound 1 together with 100 mg ritonavir once daily, and 400 mg compound 2 twice daily. In another example, the method comprises administering 150 mg compound 1 together with 100 mg ritonavir once daily, and 400 mg compound 3 once daily. In another example, the method comprises administering 150 mg compound 1

together with 100 mg ritonavir once daily, and 400 mg compound 3 twice daily. In another example, the method comprises administering 100 or 150 mg compound 1 together with 100 mg ritonavir once daily, 25 mg compound 4 once daily, and 400 mg compound 2 twice daily. In another example, the method comprises administering 100 or 150 mg compound 1 together with 100 mg ritonavir once daily, 25 mg compound 4 once daily, and 400 mg compound 3 twice daily. Ribavirin can be administered based on patient weight, and in many cases, 1000 to 1200 mg divided twice daily.

[0082] In another aspect, the present technology features a method of treating HCV, comprising administering to a patient in need thereof an effective amount of a combination of two or more DAAs, together with an effective amount of ribavirin. The treatment lasts 7 weeks and does not include administration of any interferon. The DAAs and ribavirin can be administered at the same or different dosing frequency. The patient being treated can be a treatment naïve patient, a treatment experienced patient, including, but not limited to, a relapser, an interferon partial responder, an interferon non-responder, or a patient unable to take interferon. The patient can be infected with, for example and without limitation, HCV genotype 1, such as HCV genotype 1a or HCV genotype 1b; or HCV genotype 2 or 3. The treatment according to this aspect of the technology can also be effective against other HCV genotypes. The DAAs can be administered around the same time or at different times, and can be co-formulated in a single formulation or formulated in different compositions. Each DAA can be selected from HCV protease inhibitors, HCV polymerase inhibitors, or HCV NS5A inhibitors. For instance, the combination of two or more DAAs can be a combination of at least one HCV protease inhibitor and at least one HCV polymerase inhibitor (e.g., a combination of at least one HCV protease inhibitor and at least one non-nucleoside polymerase inhibitor, or a combination of at least one HCV protease inhibitor and at least one nucleoside or nucleotide polymerase inhibitor, or a combination of at least one HCV protease inhibitor, at least one nucleoside or nucleotide polymerase inhibitor and at least one non-nucleoside inhibitor). For another instance, the combination of two or more DAAs can be a combination of at least one HCV protease inhibitor and at least one HCV NS5A inhibitor. For still another instance, the combination of two or more DAAs can be a combination of at least one HCV protease inhibitor, at least one HCV polymerase inhibitor, and at least one HCV NS5A inhibitor. For another instance, the combination of two or more DAAs can be a combination of at least two HCV polymerase inhibitors (e.g., a combination of at least two nucleoside or nucleotide polymerase inhibitors, or a combination of at least one nucleoside or nucleotide polymerase inhibitor and at least one non-nucleoside polymerase inhibitor, or a combination of at least two non-nucleoside polymerase inhibitors). For another instance, the combination of two or more DAAs can be a combination of at least two HCV protease inhibitors. For another instance, the combination of two or more DAAs can be a combination of at least two HCV NS5A inhibitors. For another instance, the combination of two or more DAAs can be a combination of at least

one HCV polymerase inhibitor and at least one NS5A inhibitor (e.g., a combination of at least one HCV NS5A inhibitor and at least one non-nucleoside polymerase inhibitor, or a combination of at least one HCV NS5A inhibitor and at least one nucleoside or nucleotide polymerase inhibitor, or a combination of at least one HCV NS5A inhibitor, at least one nucleoside or nucleotide polymerase inhibitor and at least one non-nucleoside polymerase inhibitor). In one example, the combination of two or more DAAs is a combination of Compound 1 (or a salt thereof) and Compound 2 (or a salt thereof). Compound 1 (or a salt thereof) can be co-formulated with ritonavir. In another example, the combination of two or more DAAs is a combination of Compound 1 (or a salt thereof) and Compound 3 (or a salt thereof). Compound 1 (or a salt thereof) can be co-formulated with ritonavir. In still another example, the combination of two or more DAAs is a combination of Compound 1 (or a salt thereof) and Compound 4 (or a salt thereof). Compound 1 (or a salt thereof) can be co-formulated with ritonavir. In a further example, the combination of two or more DAAs is a combination of Compound 1 (or a salt thereof), Compound 2 (or a salt thereof) and Compound 4 (or a salt thereof). Compound 1 (or a salt thereof) can be co-formulated with ritonavir. In yet another example, the combination of two or more DAAs is a combination of Compound 1 (or a salt thereof), Compound 3 (or a salt thereof) and Compound 4 (or a salt thereof). Compound 1 (or a salt thereof) can be co-formulated with ritonavir. Other DAA(s) can also be included in a treatment regimen according to this aspect of the technology. In yet another example, the combination of two or more DAAs comprises PSI-7977 and PSI-938. In yet another example, the combination of two or more DAAs comprises PSI-7977 and TMC-435. In yet another example, the combination of two or more DAAs comprises BMS-790052 and BMS-650032. In yet another example, the combination of two or more DAAs comprises GS-5885, GS-9190, and GS-9451. In yet another example, the combination of two or more DAAs comprises BI-201335 and BI-207127. In yet another example, the combination of two or more DAAs comprises telaprevir and VX-222. In another example, the combination of two or more DAAs comprises GS-5885 and GS-9451. In yet another example, the combination of two or more DAAs includes danoprevir (with ritonavir) and R7128. In yet another example, the combination of two or more DAAs includes PSI-7977 and BMS-790052 (daclatasvir). In yet another example, the combination of two or more DAAs includes PSI-7977 and BMS-650032 (asunaprevir). In still another example, the combination of two or more DAAs includes PSI-7977, BMS-650032 (asunaprevir) and BMS-790052 (daclatasvir). In yet another example, the combination of two or more DAAs includes INX-189 and BMS-790052 (daclatasvir). In yet another example, the combination of two or more DAAs includes INX-189 and BMS-650032 (asunaprevir). In still another example, the combination of two or more DAAs includes INX-189, BMS-650032 (asunaprevir) and BMS-790052 (daclatasvir). In still another example, the combination of two or more DAAs includes mericitabine and danoprevir. In still another example, the combination of two or more DAAs includes INX-189,

daclatasvir and BMS-791325. In still another example, the combination of two or more DAAs includes PSI-7977 and GS-5885. In still another example, the combination of two or more DAAs includes PSI-7977, Compound 1 (with ritonavir), and Compound 4. In still another example, the method comprises administering to a patient in need thereof an effective amount of PSI-7977 as the sole DAA in lieu of a combination of two or more DAAs, together with an effective amount of ribavirin. In still another example, the method comprises administering 100 or 200 mg compound 1 together with 100 mg ritonavir once daily, and 25 mg compound 4 once daily. In yet another example, the method comprises administering 150 mg or 250 mg compound 1 together with 100 mg ritonavir once daily, and 400 mg compound 2 twice daily. In another example, the method comprises administering 150 mg compound 1 together with 100 mg ritonavir once daily, and 400 mg compound 3 once daily. In another example, the method comprises administering 150 mg compound 1 together with 100 mg ritonavir once daily, and 400 mg compound 3 twice daily. In another example, the method comprises administering 100 or 150 mg compound 1 together with 100 mg ritonavir once daily, 25 mg compound 4 once daily, and 400 mg compound 2 twice daily. In another example, the method comprises administering 100 or 150 mg compound 1 together with 100 mg ritonavir once daily, 25 mg compound 4 once daily, and 400 mg compound 3 twice daily. Ribavirin can be administered based on patient weight, and in many cases, 1000 to 1200 mg divided twice daily.

[0083] In yet another aspect, the present technology features a method of treating HCV, comprising administering to a patient in need thereof an effective amount of a combination of two or more DAAs, together with an effective amount of ribavirin. The treatment lasts 6 weeks and does not include administration of any interferon. The DAAs and ribavirin can be administered at the same or different dosing frequency. The patient being treated can be a treatment naïve patient, a treatment experienced patient, including, but not limited to, a relapser, an interferon partial responder, an interferon non-responder, or a patient unable to take interferon. The patient can be infected with, for example and without limitation, HCV genotype 1, such as HCV genotype 1a or HCV genotype 1b; or HCV genotype 2 or 3. The treatment according to this aspect of the technology can also be effective against other HCV genotypes. The DAAs can be administered around the same time or at different times, and can be co-formulated in a single formulation or formulated in different compositions. Each DAA can be selected from HCV protease inhibitors, HCV polymerase inhibitors, or HCV NS5A inhibitors. For instance, the combination of two or more DAAs can be a combination of at least one HCV protease inhibitor and at least one HCV polymerase inhibitor (e.g., a combination of at least one HCV protease inhibitor and at least one non-nucleoside polymerase inhibitor, or a combination of at least one HCV protease inhibitor and at least one nucleoside or nucleotide polymerase inhibitor, or a combination of at least one HCV protease inhibitor, at least one nucleoside or nucleotide polymerase inhibitor and at least one non-

nucleoside inhibitor). For another instance, the combination of two or more DAAs can be a combination of at least one HCV protease inhibitor and at least one HCV NS5A inhibitor. For still another instance, the combination of two or more DAAs can be a combination of at least one HCV protease inhibitor, at least one HCV polymerase inhibitor, and at least one HCV NS5A inhibitor. For another instance, the combination of two or more DAAs can be a combination of at least two HCV polymerase inhibitors (e.g., a combination of at least two nucleoside or nucleotide polymerase inhibitors, or a combination of at least one nucleoside or nucleotide polymerase inhibitor and at least one non-nucleoside polymerase inhibitor, or a combination of at least two non-nucleoside polymerase inhibitors). For another instance, the combination of two or more DAAs can be a combination of at least two HCV protease inhibitors. For another instance, the combination of two or more DAAs can be a combination of at least two HCV NS5A inhibitors. For another instance, the combination of two or more DAAs can be a combination of at least one HCV polymerase inhibitor and at least one NS5A inhibitor (e.g., a combination of at least one HCV NS5A inhibitor and at least one non-nucleoside or nucleotide polymerase inhibitor, or a combination of at least one HCV NS5A inhibitor and at least one nucleoside or nucleotide polymerase inhibitor, or a combination of at least one HCV NS5A inhibitor, at least one nucleoside or nucleotide polymerase inhibitor and at least one non-nucleoside or nucleotide polymerase inhibitor). In one example, the combination of two or more DAAs is a combination of Compound 1 (or a salt thereof) and Compound 2 (or a salt thereof). Compound 1 (or a salt thereof) can be co-formulated with ritonavir. In another example, the combination of two or more DAAs is a combination of Compound 1 (or a salt thereof) and Compound 3 (or a salt thereof). Compound 1 (or a salt thereof) can be co-formulated with ritonavir. In still another example, the combination of two or more DAAs is a combination of Compound 1 (or a salt thereof) and Compound 4 (or a salt thereof). Compound 1 (or a salt thereof) can be co-formulated with ritonavir. In a further example, the combination of two or more DAAs is a combination of Compound 1 (or a salt thereof), Compound 2 (or a salt thereof) and Compound 4 (or a salt thereof). Compound 1 (or a salt thereof) can be co-formulated with ritonavir. In yet another example, the combination of two or more DAAs is a combination of Compound 1 (or a salt thereof), Compound 3 (or a salt thereof) and Compound 4 (or a salt thereof). Compound 1 (or a salt thereof) can be co-formulated with ritonavir. Other DAA(s) can also be included in a treatment regimen according to this aspect of the technology. In yet another example, the combination of two or more DAAs comprises PSI-7977 and PSI-938. In yet another example, the combination of two or more DAAs comprises PSI-7977 and TMC-435. In yet another example, the combination of two or more DAAs comprises BMS-790052 and BMS-650032. In yet another example, the combination of two or more DAAs comprises GS-5885, GS-9190, and GS-9451. In yet another example, the combination of two or more DAAs comprises BI-201335 and BI-207127. In yet another example, the combination of two or more DAAs comprises telaprevir and VX-222. In another

example, the combination of two or more DAAs comprises GS-5885 and GS-9451. In yet another example, the combination of two or more DAAs includes danoprevir (with ritonavir) and R7128. In yet another example, the combination of two or more DAAs includes PSI-7977 and BMS-790052. In yet another example, the combination of two or more DAAs includes PSI-7977 and BMS-650032 (asunaprevir). In still another example, the combination of two or more DAAs includes PSI-7977, BMS-650032 (asunaprevir) and BMS-790052 (daclatasvir). In yet another example, the combination of two or more DAAs includes INX-189 and BMS-790052 (daclatasvir). In yet another example, the combination of two or more DAAs includes INX-189 and BMS-650032 (asunaprevir). In still another example, the combination of two or more DAAs includes INX-189, BMS-650032 (asunaprevir) and BMS-790052 (daclatasvir). In still another example, the combination of two or more DAAs includes mericitabine and danoprevir. In still another example, the combination of two or more DAAs includes INX-189, daclatasvir and BMS-791325. In still another example, the combination of two or more DAAs includes PSI-7977 and GS-5885. In still another example, the combination of two or more DAAs includes PSI-7977, Compound 1 (with ritonavir), and Compound 4. In still another example, the method comprises administering to a patient in need thereof an effective amount of PSI-7977 as the sole DAA in lieu of a combination of two or more DAAs, together with an effective amount of ribavirin. In still another example, the method comprises administering 100 or 200 mg compound 1 together with 100 mg ritonavir once daily, and 25 mg compound 4 once daily. In yet another example, the method comprises administering 150 mg or 250 mg compound 1 together with 100 mg ritonavir once daily, and 400 mg compound 2 twice daily. In another example, the method comprises administering 150 mg compound 1 together with 100 mg ritonavir once daily, and 400 mg compound 3 once daily. In another example, the method comprises administering 150 mg compound 1 together with 100 mg ritonavir once daily, and 400 mg compound 3 twice daily. In another example, the method comprises administering 100 or 150 mg compound 1 together with 100 mg ritonavir once daily, 25 mg compound 4 once daily, and 400 mg compound 2 twice daily. In another example, the method comprises administering 100 or 150 mg compound 1 together with 100 mg ritonavir once daily, 25 mg compound 4 once daily, and 400 mg compound 3 twice daily. Ribavirin can be administered based on patient weight, and in many cases, 1000 to 1200 mg divided twice daily.

[0084] In yet another aspect, the present technology features a method of treating HCV, comprising administering to a patient in need thereof an effective amount of a combination of two or more DAAs, together with an effective amount of ribavirin. The treatment lasts 5 weeks and does not include administration of any interferon. The DAAs and ribavirin can be administered at the same or different dosing frequency. The patient being treated can be a treatment naïve patient, a treatment experienced patient, including, but not limited to, a relapser, an interferon partial responder, an interferon

non-responder, or a patient unable to take interferon. The patient can be infected with, for example and without limitation, HCV genotype 1, such as HCV genotype 1a or HCV genotype 1b; or HCV genotype 2 or 3. The treatment according to this aspect of the technology can also be effective against other HCV genotypes. The DAAs can be administered around the same time or at different times, and can be co-formulated in a single formulation or formulated in different compositions. Each DAA can be selected from HCV protease inhibitors, HCV polymerase inhibitors, or HCV NS5A inhibitors. For instance, the combination of two or more DAAs can be a combination of at least one HCV protease inhibitor and at least one HCV polymerase inhibitor (e.g., a combination of at least one HCV protease inhibitor and at least one non-nucleoside polymerase inhibitor, or a combination of at least one HCV protease inhibitor and at least one nucleoside or nucleotide polymerase inhibitor, or a combination of at least one HCV protease inhibitor, at least one nucleoside or nucleotide polymerase inhibitor and at least one non-nucleoside inhibitor). For another instance, the combination of two or more DAAs can be a combination of at least one HCV protease inhibitor and at least one HCV NS5A inhibitor. For still another instance, the combination of two or more DAAs can be a combination of at least one HCV protease inhibitor, at least one HCV polymerase inhibitor, and at least one HCV NS5A inhibitor. For another instance, the combination of two or more DAAs can be a combination of at least two HCV polymerase inhibitors (e.g., a combination of at least two nucleoside polymerase inhibitors, or a combination of at least one nucleoside or nucleotide polymerase inhibitor and at least one non-nucleoside polymerase inhibitor, or a combination of at least two non-nucleoside polymerase inhibitors). For another instance, the combination of two or more DAAs can be a combination of at least two HCV protease inhibitors. For another instance, the combination of two or more DAAs can be a combination of at least two HCV NS5A inhibitors. For another instance, the combination of two or more DAAs can be a combination of at least one HCV polymerase inhibitor and at least one NS5A inhibitor (e.g., a combination of at least one HCV NS5A inhibitor and at least one non-nucleoside or nucleotide polymerase inhibitor, or a combination of at least one HCV NS5A inhibitor and at least one nucleoside or nucleotide polymerase inhibitor, or a combination of at least one HCV NS5A inhibitor, at least one nucleoside or nucleotide polymerase inhibitor and at least one non-nucleoside polymerase inhibitor). In one example, the combination of two or more DAAs is a combination of Compound 1 (or a salt thereof) and Compound 2 (or a salt thereof). Compound 1 (or a salt thereof) can be co-formulated with ritonavir. In another example, the combination of two or more DAAs is a combination of Compound 1 (or a salt thereof) and Compound 3 (or a salt thereof). Compound 1 (or a salt thereof) can be co-formulated with ritonavir. In still another example, the combination of two or more DAAs is a combination of Compound 1 (or a salt thereof) and Compound 4 (or a salt thereof). Compound 1 (or a salt thereof) can be co-formulated with ritonavir. In a further example, the combination of two or more DAAs is a combination of Compound 1 (or a salt thereof),

Compound 2 (or a salt thereof) and Compound 4 (or a salt thereof). Compound 1 (or a salt thereof) can be co-formulated with ritonavir. In yet another example, the combination of two or more DAAs is a combination of Compound 1 (or a salt thereof), Compound 3 (or a salt thereof) and Compound 4 (or a salt thereof). Compound 1 (or a salt thereof) can be co-formulated with ritonavir. Other DAA(s) can also be included in a treatment regimen according to this aspect of the technology. In yet another example, the combination of two or more DAAs comprises PSI-7977 and PSI-938. In yet another example, the combination of two or more DAAs comprises PSI-7977 and TMC-435. In yet another example, the combination of two or more DAAs comprises BMS-790052 and BMS-650032. In yet another example, the combination of two or more DAAs comprises GS-5885, GS-9190, and GS-9451. In yet another example, the combination of two or more DAAs comprises BI-201335 and BI-207127. In yet another example, the combination of two or more DAAs comprises telaprevir and VX-222. In another example, the combination of two or more DAAs comprises GS-5885 and GS-9451. In yet another example, the combination of two or more DAAs includes danoprevir (with ritonavir) and R7128. In yet another example, the combination of two or more DAAs includes PSI-7977 and BMS-790052. In yet another example, the combination of two or more DAAs includes PSI-7977 and BMS-650032 (asunaprevir). In still another example, the combination of two or more DAAs includes PSI-7977, BMS-650032 (asunaprevir) and BMS-790052 (daclatasvir). In yet another example, the combination of two or more DAAs includes INX-189 and BMS-790052 (daclatasvir). In yet another example, the combination of two or more DAAs includes INX-189 and BMS-650032 (asunaprevir). In still another example, the combination of two or more DAAs includes INX-189, BMS-650032 (asunaprevir) and BMS-790052 (daclatasvir). In still another example, the combination of two or more DAAs includes mericitabine and danoprevir. In still another example, the combination of two or more DAAs includes INX-189, daclatasvir and BMS-791325. In still another example, the combination of two or more DAAs includes PSI-7977 and GS-5885. In still another example, the method comprises administering to a patient in need thereof an effective amount of PSI-7977 as the sole DAA in lieu of a combination of two or more DAAs, together with an effective amount of ribavirin. In still another example, the method comprises administering 100 or 200 mg compound 1 together with 100 mg ritonavir once daily, and 25 mg compound 4 once daily. In yet another example, the method comprises administering 150 mg or 250 mg compound 1 together with 100 mg ritonavir once daily, and 400 mg compound 2 twice daily. In another example, the method comprises administering 150 mg compound 1 together with 100 mg ritonavir once daily, and 400 mg compound 3 once daily. In another example, the method comprises administering 150 mg compound 1 together with 100 mg ritonavir once daily, and 400 mg compound 3 twice daily. In another example, the method comprises administering 100 or 150 mg compound 1 together with 100 mg ritonavir once daily, 25 mg compound 4 once daily, and 400 mg compound 2 twice daily. In another

example, the method comprises administering 100 or 150 mg compound 1 together with 100 mg ritonavir once daily, 25 mg compound 4 once daily, and 400 mg compound 3 twice daily. Ribavirin can be administered based on patient weight, and in many cases, 1000 to 1200 mg divided twice daily.

[0085] In yet another aspect, the present technology features a method of treating HCV, comprising administering to a patient in need thereof an effective amount of a combination of two or more DAAs, together with an effective amount of ribavirin. The treatment lasts 4 weeks and does not include administration of any interferon. The DAAs and ribavirin can be administered at the same or different dosing frequency. The patient being treated can be a treatment naïve patient, a treatment experienced patient, including, but not limited to, a relapser, an interferon partial responder, an interferon non-responder, or a patient unable to take interferon. The patient can be infected with, for example and without limitation, HCV genotype 1, such as HCV genotype 1a or HCV genotype 1b; or HCV genotype 2 or 3. The treatment according to this aspect of the technology can also be effective against other HCV genotypes. The DAAs can be administered around the same time or at different times, and can be co-formulated in a single formulation or formulated in different compositions. Each DAA can be selected from HCV protease inhibitors, HCV polymerase inhibitors, or HCV NS5A inhibitors. For instance, the combination of two or more DAAs can be a combination of at least one HCV protease inhibitor and at least one HCV polymerase inhibitor (e.g., a combination of at least one HCV protease inhibitor and at least one non-nucleoside polymerase inhibitor, or a combination of at least one HCV protease inhibitor and at least one nucleoside or nucleotide polymerase inhibitor, or a combination of at least one HCV protease inhibitor, at least one nucleoside or nucleotide polymerase inhibitor and at least one non-nucleoside inhibitor). For another instance, the combination of two or more DAAs can be a combination of at least one HCV protease inhibitor and at least one HCV NS5A inhibitor. For still another instance, the combination of two or more DAAs can be a combination of at least one HCV protease inhibitor, at least one HCV polymerase inhibitor, and at least one HCV NS5A inhibitor. For another instance, the combination of two or more DAAs can be a combination of at least two HCV polymerase inhibitors (e.g., a combination of at least two nucleoside or nucleotide polymerase inhibitors, or a combination of at least one nucleoside or nucleotide polymerase inhibitor and at least one non-nucleoside polymerase inhibitor, or a combination of at least two non-nucleoside polymerase inhibitors). For another instance, the combination of two or more DAAs can be a combination of at least two HCV protease inhibitors. For another instance, the combination of two or more DAAs can be a combination of at least two HCV NS5A inhibitors. For another instance, the combination of two or more DAAs can be a combination of at least one HCV polymerase inhibitor and at least one NS5A inhibitor (e.g., a combination of at least one HCV NS5A inhibitor and at least one non-nucleoside polymerase inhibitor, or a combination of at least one HCV NS5A inhibitor and at least one nucleoside or nucleotide polymerase inhibitor, or a combination of

at least one HCV NS5A inhibitor, at least one nucleoside or nucleotide polymerase inhibitor and at least one non-nucleoside polymerase inhibitor). In one example, the combination of two or more DAAs is a combination of Compound 1 (or a salt thereof) and Compound 2 (or a salt thereof). Compound 1 (or a salt thereof) can be co-formulated with ritonavir. In another example, the combination of two or more DAAs is a combination of Compound 1 (or a salt thereof) and Compound 3 (or a salt thereof). Compound 1 (or a salt thereof) can be co-formulated with ritonavir. In still another example, the combination of two or more DAAs is a combination of Compound 1 (or a salt thereof) and Compound 4 (or a salt thereof). Compound 1 (or a salt thereof) can be co-formulated with ritonavir. In a further example, the combination of two or more DAAs is a combination of Compound 1 (or a salt thereof), Compound 2 (or a salt thereof) and Compound 4 (or a salt thereof). Compound 1 (or a salt thereof) can be co-formulated with ritonavir. In yet another example, the combination of two or more DAAs is a combination of Compound 1 (or a salt thereof), Compound 3 (or a salt thereof) and Compound 4 (or a salt thereof). Compound 1 (or a salt thereof) can be co-formulated with ritonavir. Other DAA(s) can also be included in a treatment regimen according to this aspect of the technology. In yet another example, the combination of two or more DAAs comprises PSI-7977 and PSI-938. In yet another example, the combination of two or more DAAs comprises PSI-7977 and TMC-435. In yet another example, the combination of two or more DAAs comprises BMS-790052 and BMS-650032. In yet another example, the combination of two or more DAAs comprises GS-5885, GS-9190, and GS-9451. In yet another example, the combination of two or more DAAs comprises BI-201335 and BI-207127. In yet another example, the combination of two or more DAAs comprises telaprevir and VX-222. In another example, the combination of two or more DAAs comprises GS-5885 and GS-9451. In yet another example, the combination of two or more DAAs includes danoprevir (with ritonavir) and R7128. In yet another example, the combination of two or more DAAs includes PSI-7977 and BMS-790052. In yet another example, the combination of two or more DAAs includes PSI-7977 and BMS-650032 (asunaprevir). In still another example, the combination of two or more DAAs includes PSI-7977, BMS-650032 (asunaprevir) and BMS-790052 (daclatasvir). In yet another example, the combination of two or more DAAs includes INX-189 and BMS-790052 (daclatasvir). In yet another example, the combination of two or more DAAs includes INX-189 and BMS-650032 (asunaprevir). In still another example, the combination of two or more DAAs includes INX-189, BMS-650032 (asunaprevir) and BMS-790052 (daclatasvir). In still another example, the combination of two or more DAAs includes mericitabine and danoprevir. In still another example, the combination of two or more DAAs includes INX-189, daclatasvir and BMS-791325. In still another example, the combination of two or more DAAs includes PSI-7977 and GS-5885. In still another example, the method comprises administering to a patient in need thereof an effective amount of PSI-7977 as the sole DAA in lieu of a combination of two or more DAAs,

together with an effective amount of ribavirin. In still another example, the method comprises administering 100 or 200 mg compound 1 together with 100 mg ritonavir once daily, and 25 mg compound 4 once daily. In yet another example, the method comprises administering 150 mg or 250 mg compound 1 together with 100 mg ritonavir once daily, and 400 mg compound 2 twice daily. In another example, the method comprises administering 150 mg compound 1 together with 100 mg ritonavir once daily, and 400 mg compound 3 once daily. In another example, the method comprises administering 150 mg compound 1 together with 100 mg ritonavir once daily, and 400 mg compound 3 twice daily. In another example, the method comprises administering 100 or 150 mg compound 1 together with 100 mg ritonavir once daily, 25 mg compound 4 once daily, and 400 mg compound 2 twice daily. In another example, the method comprises administering 100 or 150 mg compound 1 together with 100 mg ritonavir once daily, 25 mg compound 4 once daily, and 400 mg compound 3 twice daily. Ribavirin can be administered based on patient weight, and in many cases, 1000 to 1200 mg divided twice daily.

[0086] In yet another aspect, the present technology features a method of treating HCV, comprising administering to a patient in need thereof an effective amount of a combination of two or more DAAs, together with an effective amount of ribavirin. The treatment lasts 3 weeks (or even less, depending on the patient's condition) and does not include administration of any interferon. The DAAs and ribavirin can be administered at the same or different dosing frequency. The patient being treated can be a treatment naïve patient, a treatment experienced patient, including, but not limited to, a relapser, an interferon partial responder, an interferon non-responder, or a patient unable to take interferon. The patient can be infected with, for example and without limitation, HCV genotype 1, such as HCV genotype 1a or HCV genotype 1b; or HCV genotype 2 or 3. The treatment according to this aspect of the technology can also be effective against other HCV genotypes. The DAAs can be administered around the same time or at different times, and can be co-formulated in a single formulation or formulated in different compositions. Each DAA can be selected from HCV protease inhibitors, HCV polymerase inhibitors, or HCV NS5A inhibitors. For instance, the combination of two or more DAAs can be a combination of at least one HCV protease inhibitor and at least one HCV polymerase inhibitor (e.g., a combination of at least one HCV protease inhibitor and at least one non-nucleoside polymerase inhibitor, or a combination of at least one HCV protease inhibitor and at least one nucleoside or nucleotide polymerase inhibitor, or a combination of at least one HCV protease inhibitor, at least one nucleoside or nucleotide polymerase inhibitor and at least one non-nucleoside inhibitor). For another instance, the combination of two or more DAAs can be a combination of at least one HCV protease inhibitor and at least one HCV NS5A inhibitor. For still another instance, the combination of two or more DAAs can be a combination of at least one HCV protease inhibitor, at least one HCV polymerase inhibitor, and at least one HCV NS5A inhibitor. For another instance, the combination of two or more DAAs can be a

combination of at least two HCV polymerase inhibitors (e.g., a combination of at least two nucleoside polymerase inhibitors, or a combination of at least one nucleoside or nucleotide polymerase inhibitor and at least one non-nucleoside polymerase inhibitor, or a combination of at least two non-nucleoside polymerase inhibitors). For another instance, the combination of two or more DAAs can be a combination of at least two HCV protease inhibitors. For another instance, the combination of two or more DAAs can be a combination of at least two HCV NS5A inhibitors. For another instance, the combination of two or more DAAs can be a combination of at least one HCV polymerase inhibitor and at least one NS5A inhibitor (e.g., a combination of at least one HCV NS5A inhibitor and at least one non-nucleoside polymerase inhibitor, or a combination of at least one HCV NS5A inhibitor and at least one nucleoside or nucleotide polymerase inhibitor, or a combination of at least one HCV NS5A inhibitor, at least one nucleoside or nucleotide polymerase inhibitor and at least one non-nucleoside polymerase inhibitor). In one example, the combination of two or more DAAs is a combination of Compound 1 (or a salt thereof) and Compound 2 (or a salt thereof). Compound 1 (or a salt thereof) can be co-formulated with ritonavir. In another example, the combination of two or more DAAs is a combination of Compound 1 (or a salt thereof) and Compound 3 (or a salt thereof). Compound 1 (or a salt thereof) can be co-formulated with ritonavir. In still another example, the combination of two or more DAAs is a combination of Compound 1 (or a salt thereof) and Compound 4 (or a salt thereof). Compound 1 (or a salt thereof) can be co-formulated with ritonavir. In a further example, the combination of two or more DAAs is a combination of Compound 1 (or a salt thereof), Compound 2 (or a salt thereof) and Compound 4 (or a salt thereof). Compound 1 (or a salt thereof) can be co-formulated with ritonavir. In yet another example, the combination of two or more DAAs is a combination of Compound 1 (or a salt thereof), Compound 3 (or a salt thereof) and Compound 4 (or a salt thereof). Compound 1 (or a salt thereof) can be co-formulated with ritonavir. Other DAA(s) can also be included in a treatment regimen according to this aspect of the technology. In yet another example, the combination of two or more DAAs comprises PSI-7977 and PSI-938. In yet another example, the combination of two or more DAAs comprises PSI-7977 and TMC-435. In yet another example, the combination of two or more DAAs comprises BMS-790052 and BMS-650032. In yet another example, the combination of two or more DAAs comprises GS-5885, GS-9190, and GS-9451. In yet another example, the combination of two or more DAAs comprises BI-201335 and BI-207127. In yet another example, the combination of two or more DAAs comprises telaprevir and VX-222. In another example, the combination of two or more DAAs comprises GS-5885 and GS-9451. In yet another example, the combination of two or more DAAs includes danoprevir (with ritonavir) and R7128. In yet another example, the combination of two or more DAAs includes PSI-7977 and BMS-790052. In yet another example, the combination of two or more DAAs includes PSI-7977 and BMS-650032 (asunaprevir). In still another example, the combination of two or more DAAs includes

PSI-7977, BMS-650032 (asunaprevir) and BMS-790052 (daclatasvir). In yet another example, the combination of two or more DAAs includes INX-189 and BMS-790052 (daclatasvir). In yet another example, the combination of two or more DAAs includes INX-189 and BMS-650032 (asunaprevir). In still another example, the combination of two or more DAAs includes INX-189, BMS-650032 (asunaprevir) and BMS-790052 (daclatasvir). In still another example, the combination of two or more DAAs includes mericitabine and danoprevir. In still another example, the combination of two or more DAAs includes INX-189, daclatasvir and BMS-791325. In still another example, the combination of two or more DAAs includes PSI-7977 and GS-5885. In still another example, the method comprises administering to a patient in need thereof an effective amount of PSI-7977 as the sole DAA in lieu of a combination of two or more DAAs, together with an effective amount of ribavirin. In still another example, the method comprises administering 100 or 200 mg compound 1 together with 100 mg ritonavir once daily, and 25 mg compound 4 once daily. In yet another example, the method comprises administering 150 mg or 250 mg compound 1 together with 100 mg ritonavir once daily, and 400 mg compound 2 twice daily. In another example, the method comprises administering 150 mg compound 1 together with 100 mg ritonavir once daily, and 400 mg compound 3 once daily. In another example, the method comprises administering 150 mg compound 1 together with 100 mg ritonavir once daily, and 400 mg compound 3 twice daily. In another example, the method comprises administering 100 or 150 mg compound 1 together with 100 mg ritonavir once daily, 25 mg compound 4 once daily, and 400 mg compound 2 twice daily. In another example, the method comprises administering 100 or 150 mg compound 1 together with 100 mg ritonavir once daily, 25 mg compound 4 once daily, and 400 mg compound 3 twice daily. Ribavirin can be administered based on patient weight, and in many cases, 1000 to 1200 mg divided twice daily.

[0087] In yet another aspect, the present technology features a method of treating HCV, comprising administering to a patient in need thereof an effective amount of a combination of two or more DAAs, together with an effective amount of ribavirin. The treatment lasts 12 weeks and does not include administration of any interferon. The DAAs and ribavirin can be administered at the same or different dosing frequency. The patient being treated can be a treatment naïve patient, a treatment experienced patient, including, but not limited to, a relapser, an interferon partial responder, an interferon non-responder, or a patient unable to take interferon. The patient can be infected with, for example and without limitation, HCV genotype 1, such as HCV genotype 1a or HCV genotype 1b; or HCV genotype 2 or 3. The treatment according to this aspect of the technology can also be effective against other HCV genotypes. The DAAs can be administered around the same time or at different times, and can be co-formulated in a single formulation or formulated in different compositions. Each DAA can be selected from HCV protease inhibitors, HCV polymerase inhibitors, or HCV NS5A inhibitors. For instance, the

combination of two or more DAAs can be a combination of at least one HCV protease inhibitor and at least one HCV polymerase inhibitor (e.g., a combination of at least one HCV protease inhibitor and at least one non-nucleoside polymerase inhibitor, or a combination of at least one HCV protease inhibitor and at least one nucleoside or nucleotide polymerase inhibitor, or a combination of at least one HCV protease inhibitor, at least one nucleoside or nucleotide polymerase inhibitor and at least one non-nucleoside inhibitor). For another instance, the combination of two or more DAAs can be a combination of at least one HCV protease inhibitor and at least one HCV NS5A inhibitor. For still another instance, the combination of two or more DAAs can be a combination of at least one HCV protease inhibitor, at least one HCV polymerase inhibitor, and at least one HCV NS5A inhibitor. For another instance, the combination of two or more DAAs can be a combination of at least two HCV polymerase inhibitors (e.g., a combination of at least two nucleoside polymerase inhibitors, or a combination of at least one nucleoside or nucleotide polymerase inhibitor and at least one non-nucleoside polymerase inhibitor, or a combination of at least two non-nucleoside polymerase inhibitors). For another instance, the combination of two or more DAAs can be a combination of at least two HCV protease inhibitors. For another instance, the combination of two or more DAAs can be a combination of at least two HCV NS5A inhibitors. For another instance, the combination of two or more DAAs can be a combination of at least one HCV polymerase inhibitor and at least one NS5A inhibitor (e.g., a combination of at least one HCV NS5A inhibitor and at least one non-nucleoside polymerase inhibitor, or a combination of at least one HCV NS5A inhibitor and at least one nucleoside or nucleotide polymerase inhibitor, or a combination of at least one HCV NS5A inhibitor, at least one nucleoside or nucleotide polymerase inhibitor and at least one non-nucleoside inhibitor). In one example, the combination of two or more DAAs is a combination of Compound 1 (or a salt thereof) and Compound 2 (or a salt thereof). Compound 1 (or a salt thereof) can be co-formulated with ritonavir. In another example, the combination of two or more DAAs is a combination of Compound 1 (or a salt thereof) and Compound 3 (or a salt thereof). Compound 1 (or a salt thereof) can be co-formulated with ritonavir. In still another example, the combination of two or more DAAs is a combination of Compound 1 (or a salt thereof) and Compound 4 (or a salt thereof). Compound 1 (or a salt thereof) can be co-formulated with ritonavir. In a further example, the combination of two or more DAAs is a combination of Compound 1 (or a salt thereof), Compound 2 (or a salt thereof) and Compound 4 (or a salt thereof). Compound 1 (or a salt thereof) can be co-formulated with ritonavir. In yet another example, the combination of two or more DAAs is a combination of Compound 1 (or a salt thereof), Compound 3 (or a salt thereof) and Compound 4 (or a salt thereof). Compound 1 (or a salt thereof) can be co-formulated with ritonavir. Other DAA(s) can also be included in a treatment regimen according to this aspect of the technology. In yet another example, the combination of two or more DAAs comprises PSI-7977 and PSI-938. In yet another example, the

combination of two or more DAAs comprises PSI-7977 and TMC-435. In yet another example, the combination of two or more DAAs comprises BMS-790052 and BMS-650032. In yet another example, the combination of two or more DAAs comprises GS-5885, GS-9190, and GS-9451. In yet another example, the combination of two or more DAAs comprises BI-201335 and BI-207127. In yet another example, the combination of two or more DAAs comprises telaprevir and VX-222. In another example, the combination of two or more DAAs comprises GS-5885 and GS-9451. In yet another example, the combination of two or more DAAs includes danoprevir (with ritonavir) and R7128. In yet another example, the combination of two or more DAAs includes PSI-7977 and BMS-790052 (daclatasvir). In yet another example, the combination of two or more DAAs includes PSI-7977 and BMS-650032 (asunaprevir). In still another example, the combination of two or more DAAs includes PSI-7977, BMS-650032 (asunaprevir) and BMS-790052 (daclatasvir). In yet another example, the combination of two or more DAAs includes INX-189 and BMS-790052 (daclatasvir). In yet another example, the combination of two or more DAAs includes INX-189 and BMS-650032 (asunaprevir). In still another example, the combination of two or more DAAs includes INX-189, BMS-650032 (asunaprevir) and BMS-790052 (daclatasvir). In still another example, the combination of two or more DAAs includes mericitabine and danoprevir. In still another example, the combination of two or more DAAs includes INX-189, daclatasvir and BMS-791325. In still another example, the combination of two or more DAAs includes PSI-7977 and GS-5885. In still another example, the method comprises administering to a patient in need thereof an effective amount of PSI-7977 as the sole DAA in lieu of a combination of two or more DAAs, together with an effective amount of ribavirin. In still another example, the method comprises administering 100 or 200 mg compound 1 together with 100 mg ritonavir once daily, and 25 mg compound 4 once daily. In yet another example, the method comprises administering 150 mg or 250 mg compound 1 together with 100 mg ritonavir once daily, and 400 mg compound 2 twice daily. In another example, the method comprises administering 150 mg compound 1 together with 100 mg ritonavir once daily, and 400 mg compound 3 once daily. In another example, the method comprises administering 150 mg compound 1 together with 100 mg ritonavir once daily, and 400 mg compound 3 twice daily. In another example, the method comprises administering 100 or 150 mg compound 1 together with 100 mg ritonavir once daily, 25 mg compound 4 once daily, and 400 mg compound 2 twice daily. In another example, the method comprises administering 100 or 150 mg compound 1 together with 100 mg ritonavir once daily, 25 mg compound 4 once daily, and 400 mg compound 3 twice daily. Ribavirin can be administered based on patient weight, and in many cases, 1000 to 1200 mg divided twice daily.

[0088] In yet another aspect, the present technology features a method of treating HCV, comprising administering to a patient in need thereof an effective amount of a combination of two or more DAAs, together with an effective amount of ribavirin. The treatment lasts 11 weeks and does not

include administration of any interferon. The DAAs and ribavirin can be administered at the same or different dosing frequency. The patient being treated can be a treatment naïve patient, a treatment experienced patient, including, but not limited to, a relapser, an interferon partial responder, an interferon non-responder, or a patient unable to take interferon. The patient can be infected with, for example and without limitation, HCV genotype 1, such as HCV genotype 1a or HCV genotype 1b; or HCV genotype 2 or 3. The treatment according to this aspect of the technology can also be effective against other HCV genotypes. The DAAs can be administered around the same time or at different times, and can be co-formulated in a single formulation or formulated in different compositions. Each DAA can be selected from HCV protease inhibitors, HCV polymerase inhibitors, or HCV NS5A inhibitors. For instance, the combination of two or more DAAs can be a combination of at least one HCV protease inhibitor and at least one HCV polymerase inhibitor (e.g., a combination of at least one HCV protease inhibitor and at least one non-nucleoside polymerase inhibitor, or a combination of at least one HCV protease inhibitor and at least one nucleoside or nucleotide polymerase inhibitor, or a combination of at least one HCV protease inhibitor, at least one nucleoside or nucleotide polymerase inhibitor and at least one non-nucleoside inhibitor). For another instance, the combination of two or more DAAs can be a combination of at least one HCV protease inhibitor and at least one HCV NS5A inhibitor. For still another instance, the combination of two or more DAAs can be a combination of at least one HCV protease inhibitor, at least one HCV polymerase inhibitor, and at least one HCV NS5A inhibitor. For another instance, the combination of two or more DAAs can be a combination of at least two HCV polymerase inhibitors (e.g., a combination of at least two nucleoside polymerase inhibitors, or a combination of at least one nucleoside or nucleotide polymerase inhibitor and at least one non-nucleoside polymerase inhibitor, or a combination of at least two non-nucleoside polymerase inhibitors). For another instance, the combination of two or more DAAs can be a combination of at least two HCV protease inhibitors. For another instance, the combination of two or more DAAs can be a combination of at least two HCV NS5A inhibitors. For another instance, the combination of two or more DAAs can be a combination of at least one HCV polymerase inhibitor and at least one NS5A inhibitor (e.g., a combination of at least one HCV NS5A inhibitor and at least one non-nucleoside polymerase inhibitor, or a combination of at least one HCV NS5A inhibitor and at least one nucleoside or nucleotide polymerase inhibitor, or a combination of at least one HCV NS5A inhibitor, at least one nucleoside or nucleotide polymerase inhibitor and at least one non-nucleoside polymerase inhibitor). In one example, the combination of two or more DAAs is a combination of Compound 1 (or a salt thereof) and Compound 2 (or a salt thereof). Compound 1 (or a salt thereof) can be co-formulated with ritonavir. In another example, the combination of two or more DAAs is a combination of Compound 1 (or a salt thereof) and Compound 3 (or a salt thereof). Compound 1 (or a salt thereof) can be co-formulated with ritonavir. In still another example, the

combination of two or more DAAs is a combination of Compound 1 (or a salt thereof) and Compound 4 (or a salt thereof). Compound 1 (or a salt thereof) can be co-formulated with ritonavir. In a further example, the combination of two or more DAAs is a combination of Compound 1 (or a salt thereof), Compound 2 (or a salt thereof) and Compound 4 (or a salt thereof). Compound 1 (or a salt thereof) can be co-formulated with ritonavir. In yet another example, the combination of two or more DAAs is a combination of Compound 1 (or a salt thereof), Compound 3 (or a salt thereof) and Compound 4 (or a salt thereof). Compound 1 (or a salt thereof) can be co-formulated with ritonavir. Other DAA(s) can also be included in a treatment regimen according to this aspect of the technology. In yet another example, the combination of two or more DAAs comprises PSI-7977 and PSI-938. In yet another example, the combination of two or more DAAs comprises PSI-7977 and TMC-435. In yet another example, the combination of two or more DAAs comprises BMS-790052 and BMS-650032. In yet another example, the combination of two or more DAAs comprises GS-5885, GS-9190, and GS-9451. In yet another example, the combination of two or more DAAs comprises BI-201335 and BI-207127. In yet another example, the combination of two or more DAAs comprises telaprevir and VX-222. In another example, the combination of two or more DAAs comprises GS-5885 and GS-9451. In yet another example, the combination of two or more DAAs includes danoprevir (with ritonavir) and R7128. In yet another example, the combination of two or more DAAs includes PSI-7977 and BMS-790052. In yet another example, the combination of two or more DAAs includes PSI-7977 and BMS-650032 (asunaprevir). In still another example, the combination of two or more DAAs includes PSI-7977, BMS-650032 (asunaprevir) and BMS-790052 (daclatasvir). In yet another example, the combination of two or more DAAs includes INX-189 and BMS-790052 (daclatasvir). In yet another example, the combination of two or more DAAs includes INX-189 and BMS-650032 (asunaprevir). In still another example, the combination of two or more DAAs includes INX-189, BMS-650032 (asunaprevir) and BMS-790052 (daclatasvir). In still another example, the combination of two or more DAAs includes mericitabine and danoprevir. In still another example, the combination of two or more DAAs includes INX-189, daclatasvir and BMS-791325. In still another example, the combination of two or more DAAs includes PSI-7977 and GS-5885. In still another example, the method comprises administering to a patient in need thereof an effective amount of PSI-7977 as the sole DAA in lieu of a combination of two or more DAAs, together with an effective amount of ribavirin. In still another example, the method comprises administering 100 or 200 mg compound 1 together with 100 mg ritonavir once daily, and 25 mg compound 4 once daily. In yet another example, the method comprises administering 150 mg or 250 mg compound 1 together with 100 mg ritonavir once daily, and 400 mg compound 2 twice daily. In another example, the method comprises administering 150 mg compound 1 together with 100 mg ritonavir once daily, and 400 mg compound 3 once daily. In another example, the method comprises administering 150

mg compound 1 together with 100 mg ritonavir once daily, and 400 mg compound 3 twice daily. In another example, the method comprises administering 100 or 150 mg compound 1 together with 100 mg ritonavir once daily, 25 mg compound 4 once daily, and 400 mg compound 2 twice daily. In another example, the method comprises administering 100 or 150 mg compound 1 together with 100 mg ritonavir once daily, 25 mg compound 4 once daily, and 400 mg compound 3 twice daily. Ribavirin can be administered based on patient weight, and in many cases, 1000 to 1200 mg divided twice daily.

[0089] In yet another aspect, the present technology features a method of treating HCV, comprising administering to a patient in need thereof an effective amount of a combination of two or more DAAs, together with an effective amount of ribavirin. The treatment lasts 10 weeks and does not include administration of any interferon. The DAAs and ribavirin can be administered at the same or different dosing frequency. The patient being treated can be a treatment naïve patient, a treatment experienced patient, including, but not limited to, a relapser, an interferon partial responder, an interferon non-responder, or a patient unable to take interferon. The patient can be infected with, for example and without limitation, HCV genotype 1, such as HCV genotype 1a or HCV genotype 1b; or HCV genotype 2 or 3. The treatment according to this aspect of the technology can also be effective against other HCV genotypes. The DAAs can be administered around the same time or at different times, and can be co-formulated in a single formulation or formulated in different compositions. Each DAA can be selected from HCV protease inhibitors, HCV polymerase inhibitors, or HCV NS5A inhibitors. For instance, the combination of two or more DAAs can be a combination of at least one HCV protease inhibitor and at least one HCV polymerase inhibitor (e.g., a combination of at least one HCV protease inhibitor and at least one non-nucleoside polymerase inhibitor, or a combination of at least one HCV protease inhibitor and at least one nucleoside or nucleotide polymerase inhibitor, or a combination of at least one HCV protease inhibitor, at least one nucleoside or nucleotide polymerase inhibitor and at least one non-nucleoside inhibitor). For another instance, the combination of two or more DAAs can be a combination of at least one HCV protease inhibitor and at least one HCV NS5A inhibitor. For still another instance, the combination of two or more DAAs can be a combination of at least one HCV protease inhibitor, at least one HCV polymerase inhibitor, and at least one HCV NS5A inhibitor. For another instance, the combination of two or more DAAs can be a combination of at least two HCV polymerase inhibitors (e.g., a combination of at least two nucleoside polymerase inhibitors, or a combination of at least one nucleoside or nucleotide polymerase inhibitor and at least one non-nucleoside polymerase inhibitor, or a combination of at least two non-nucleoside polymerase inhibitors). For another instance, the combination of two or more DAAs can be a combination of at least two HCV protease inhibitors. For another instance, the combination of two or more DAAs can be a combination of at least two HCV NS5A inhibitors. For another instance, the combination of two or more DAAs can be a combination of at least

one HCV polymerase inhibitor and at least one NS5A inhibitor (e.g., a combination of at least one HCV NS5A inhibitor and at least one non-nucleoside polymerase inhibitor, or a combination of at least one HCV NS5A inhibitor and at least one nucleoside or nucleotide polymerase inhibitor, or a combination of at least one HCV NS5A inhibitor, at least one nucleoside or nucleotide polymerase inhibitor and at least one non-nucleoside polymerase inhibitor). In one example, the combination of two or more DAAs is a combination of Compound 1 (or a salt thereof) and Compound 2 (or a salt thereof). Compound 1 (or a salt thereof) can be co-formulated with ritonavir. In another example, the combination of two or more DAAs is a combination of Compound 1 (or a salt thereof) and Compound 3 (or a salt thereof). Compound 1 (or a salt thereof) can be co-formulated with ritonavir. In still another example, the combination of two or more DAAs is a combination of Compound 1 (or a salt thereof) and Compound 4 (or a salt thereof). Compound 1 (or a salt thereof) can be co-formulated with ritonavir. In a further example, the combination of two or more DAAs is a combination of Compound 1 (or a salt thereof), Compound 2 (or a salt thereof) and Compound 4 (or a salt thereof). Compound 1 (or a salt thereof) can be co-formulated with ritonavir. In yet another example, the combination of two or more DAAs is a combination of Compound 1 (or a salt thereof), Compound 3 (or a salt thereof) and Compound 4 (or a salt thereof). Compound 1 (or a salt thereof) can be co-formulated with ritonavir. Other DAA(s) can also be included in a treatment regimen according to this aspect of the technology. In yet another example, the combination of two or more DAAs comprises PSI-7977 and PSI-938. In yet another example, the combination of two or more DAAs comprises PSI-7977 and TMC-435. In yet another example, the combination of two or more DAAs comprises BMS-790052 and BMS-650032. In yet another example, the combination of two or more DAAs comprises GS-5885, GS-9190, and GS-9451. In yet another example, the combination of two or more DAAs comprises BI-201335 and BI-207127. In yet another example, the combination of two or more DAAs comprises telaprevir and VX-222. In another example, the combination of two or more DAAs comprises GS-5885 and GS-9451. In yet another example, the combination of two or more DAAs includes danoprevir (with ritonavir) and R7128. In yet another example, the combination of two or more DAAs includes PSI-7977 and BMS-790052. In yet another example, the combination of two or more DAAs includes PSI-7977 and BMS-650032 (asunaprevir). In still another example, the combination of two or more DAAs includes PSI-7977, BMS-650032 (asunaprevir) and BMS-790052 (daclatasvir). In yet another example, the combination of two or more DAAs includes INX-189 and BMS-790052 (daclatasvir). In yet another example, the combination of two or more DAAs includes INX-189 and BMS-650032 (asunaprevir). In still another example, the combination of two or more DAAs includes INX-189, BMS-650032 (asunaprevir) and BMS-790052 (daclatasvir). In still another example, the combination of two or more DAAs includes mericitabine and danoprevir. In still another example, the combination of two or more DAAs includes INX-189,

daclatasvir and BMS-791325. In still another example, the combination of two or more DAAs includes PSI-7977 and GS-5885. In still another example, the method comprises administering to a patient in need thereof an effective amount of PSI-7977 as the sole DAA in lieu of a combination of two or more DAAs, together with an effective amount of ribavirin. In still another example, the method comprises administering 100 or 200 mg compound 1 together with 100 mg ritonavir once daily, and 25 mg compound 4 once daily. In yet another example, the method comprises administering 150 mg or 250 mg compound 1 together with 100 mg ritonavir once daily, and 400 mg compound 2 twice daily. In another example, the method comprises administering 150 mg compound 1 together with 100 mg ritonavir once daily, and 400 mg compound 3 once daily. In another example, the method comprises administering 150 mg compound 1 together with 100 mg ritonavir once daily, and 400 mg compound 3 twice daily. In another example, the method comprises administering 100 or 150 mg compound 1 together with 100 mg ritonavir once daily, 25 mg compound 4 once daily, and 400 mg compound 2 twice daily. In another example, the method comprises administering 100 or 150 mg compound 1 together with 100 mg ritonavir once daily, 25 mg compound 4 once daily, and 400 mg compound 3 twice daily. Ribavirin can be administered based on patient weight, and in many cases, 1000 to 1200 mg divided twice daily.

[0090] In yet another aspect, the present technology features a method of treating HCV, comprising administering to a patient in need thereof an effective amount of a combination of two or more DAAs, together with an effective amount of ribavirin. The treatment lasts 9 weeks and does not include administration of any interferon. The DAAs and ribavirin can be administered at the same or different dosing frequency. The patient being treated can be an interferon naïve patient, a treatment experienced patient, including, but not limited to, a relapser, an interferon partial responder, an interferon non-responder, or a patient unable to take interferon. The patient can be infected with, for example and without limitation, HCV genotype 1, such as HCV genotype 1a or HCV genotype 1b; or HCV genotype 2 or 3. The treatment according to this aspect of the technology can also be effective against other HCV genotypes. The DAAs can be administered around the same time or at different times, and can be co-formulated in a single formulation or formulated in different compositions. Each DAA can be selected from HCV protease inhibitors, HCV polymerase inhibitors, or HCV NS5A inhibitors. For instance, the combination of two or more DAAs can be a combination of at least one HCV protease inhibitor and at least one HCV polymerase inhibitor (e.g., a combination of at least one HCV protease inhibitor and at least one non-nucleoside polymerase inhibitor, or a combination of at least one HCV protease inhibitor and at least one nucleoside or nucleotide polymerase inhibitor, or a combination of at least one HCV protease inhibitor, at least one nucleoside or nucleotide polymerase inhibitor and at least one non-nucleoside inhibitor). For another instance, the combination of two or more DAAs can be a combination of at least one HCV protease inhibitor and at least one HCV NS5A inhibitor. For still another instance,

the combination of two or more DAAs can be a combination of at least one HCV protease inhibitor, at least one HCV polymerase inhibitor, and at least one HCV NS5A inhibitor. For another instance, the combination of two or more DAAs can be a combination of at least two HCV polymerase inhibitors (e.g., a combination of at least two nucleoside polymerase inhibitors, or a combination of at least one nucleoside or nucleotide polymerase inhibitor and at least one non-nucleoside or nucleotide polymerase inhibitor, or a combination of at least two non-nucleoside polymerase inhibitors). For another instance, the combination of two or more DAAs can be a combination of at least two HCV protease inhibitors. For another instance, the combination of two or more DAAs can be a combination of at least two HCV NS5A inhibitors. For another instance, the combination of two or more DAAs can be a combination of at least one HCV polymerase inhibitor and at least one NS5A inhibitor (e.g., a combination of at least one HCV NS5A inhibitor and at least one non-nucleoside polymerase inhibitor, or a combination of at least one HCV NS5A inhibitor and at least one nucleoside or nucleotide polymerase inhibitor, or a combination of at least one HCV NS5A inhibitor, at least one nucleoside or nucleotide polymerase inhibitor and at least one non-nucleoside polymerase inhibitor). In one example, the combination of two or more DAAs is a combination of Compound 1 (or a salt thereof) and Compound 2 (or a salt thereof). Compound 1 (or a salt thereof) can be co-formulated with ritonavir. In another example, the combination of two or more DAAs is a combination of Compound 1 (or a salt thereof) and Compound 3 (or a salt thereof). Compound 1 (or a salt thereof) can be co-formulated with ritonavir. In still another example, the combination of two or more DAAs is a combination of Compound 1 (or a salt thereof) and Compound 4 (or a salt thereof). Compound 1 (or a salt thereof) can be co-formulated with ritonavir. In a further example, the combination of two or more DAAs is a combination of Compound 1 (or a salt thereof), Compound 2 (or a salt thereof) and Compound 4 (or a salt thereof). Compound 1 (or a salt thereof) can be co-formulated with ritonavir. In yet another example, the combination of two or more DAAs is a combination of Compound 1 (or a salt thereof), Compound 3 (or a salt thereof) and Compound 4 (or a salt thereof). Compound 1 (or a salt thereof) can be co-formulated with ritonavir. Other DAA(s) can also be included in a treatment regimen according to this aspect of the technology. In yet another example, the combination of two or more DAAs comprises PSI-7977 and PSI-938. In yet another example, the combination of two or more DAAs comprises PSI-7977 and TMC-435. In yet another example, the combination of two or more DAAs comprises BMS-790052 and BMS-650032. In yet another example, the combination of two or more DAAs comprises GS-5885, GS-9190, and GS-9451. In yet another example, the combination of two or more DAAs comprises BI-201335 and BI-207127. In yet another example, the combination of two or more DAAs comprises telaprevir and VX-222. In another example, the combination of two or more DAAs comprises GS-5885 and GS-9451. In yet another example, the combination of two or more DAAs includes danoprevir (with ritonavir) and R7128. In yet another

example, the combination of two or more DAAs includes PSI-7977 and BMS-790052. In yet another example, the combination of two or more DAAs includes PSI-7977 and BMS-650032 (asunaprevir). In still another example, the combination of two or more DAAs includes PSI-7977, BMS-650032 (asunaprevir) and BMS-790052 (daclatasvir). In yet another example, the combination of two or more DAAs includes INX-189 and BMS-790052 (daclatasvir). In yet another example, the combination of two or more DAAs includes INX-189 and BMS-650032 (asunaprevir). In still another example, the combination of two or more DAAs includes INX-189, BMS-650032 (asunaprevir) and BMS-790052 (daclatasvir). In still another example, the combination of two or more DAAs includes mericitabine and danoprevir. In still another example, the combination of two or more DAAs includes INX-189, daclatasvir and BMS-791325. In still another example, the combination of two or more DAAs includes PSI-7977 and GS-5885. In still another example, the method comprises administering to a patient in need thereof an effective amount of PSI-7977 as the sole DAA in lieu of a combination of two or more DAAs, together with an effective amount of ribavirin. In still another example, the method comprises administering 100 or 200 mg compound 1 together with 100 mg ritonavir once daily, and 25 mg compound 4 once daily. In yet another example, the method comprises administering 150 mg or 250 mg compound 1 together with 100 mg ritonavir once daily, and 400 mg compound 2 twice daily. In another example, the method comprises administering 150 mg compound 1 together with 100 mg ritonavir once daily, and 400 mg compound 3 once daily. In another example, the method comprises administering 150 mg compound 1 together with 100 mg ritonavir once daily, and 400 mg compound 3 twice daily. In another example, the method comprises administering 100 or 150 mg compound 1 together with 100 mg ritonavir once daily, 25 mg compound 4 once daily, and 400 mg compound 2 twice daily. In another example, the method comprises administering 100 or 150 mg compound 1 together with 100 mg ritonavir once daily, 25 mg compound 4 once daily, and 400 mg compound 3 twice daily. Ribavirin can be administered based on patient weight, and in many cases, 1000 to 1200 mg divided twice daily.

[0091] In another embodiment, the present technology provides interferon-free treatment comprising administering daily two DAAs with ribavirin, where the two DAAs include a HCV polymerase inhibitor, for example PSI-7977 and a NS5A inhibitor, for example BMS-790052 for a duration of no more than twelve weeks (e.g., no more than eleven weeks), preferably no more than eight weeks.

[0092] In some embodiments, the present technology provides a method of treating Hepatitis C virus infection in a subject comprising administering daily a HCV protease inhibitor and a HCV polymerase inhibitor to the subject in the absence of interferon for a duration of no more than twelve weeks, preferably no more than eight weeks. In some embodiments, ritonavir (or an equivalent thereof) is co-administered with one or more protease inhibitors to improve the pharmacokinetics of the protease

inhibitor(s). The treatment further comprises administering ribavirin to the patient. In some embodiments, the HCV polymerase inhibitor is at least one nucleoside or nucleotide polymerase inhibitor or at least one non-nucleoside polymerase inhibitor. In some embodiments, both a nucleoside or nucleotide polymerase inhibitors and a non-nucleoside polymerase inhibitor may be administered.

[0093] The methods of the present technology as described herein may be used to treat a naïve patient or a treatment experienced patient. Treatment experienced patients include interferon non-responders, partial responders (patients whose HCV RNA levels declined but never became undetectable), and relapsers (patients who achieved undetectable levels of HCV RNA during therapy but rebound). Methods of the present technology may also be used to treat patients who are not candidates for interferon treatment. Patients who are not candidates for interferon treatment include, but are not limited to, one or more of the following groups: patients intolerant to interferon, patients who refuse to take interferon treatment, patients with medical conditions which preclude them from taking interferon, and patients who have an increased risk of side effects or infection by taking interferon.

[0094] In some embodiments, a cytochrome P-450 inhibitor, e.g. ritonavir, is administered either in the same or separate pharmaceutical composition with the protease inhibitor (e.g. Compound 1 (or a pharmaceutically acceptable salt thereof)) to improve the pharmacokinetics. A cytochrome P450 inhibitor reduces the metabolism of some protease inhibitors, such as Compound 1, thereby improving the pharmacokinetics and bioavailability of the protease inhibitor, for example Compound 1. More preferably, Compound 1 (or a pharmaceutically acceptable salt thereof) is co-formulated with ritonavir in the same dosage form. Other cytochrome P450 inhibitors, such as cobicistat, may also be administered in lieu of ritonavir, to enhance the pharmacokinetics of Compound 1 (or a pharmaceutically acceptable salt thereof).

[0095] Inhibitors of cytochrome P450, such as ritonavir, may be co-administered with the DAAs, either sequentially or simultaneously, in the same or different compositions. In some embodiments, the cytochrome P450 inhibitors are administered in order to improve the pharmacokinetics of at least one of the DAAs. Not to be bound by any theory, but a cytochrome P450 inhibitor may also reduce the development of resistant strains of HCV when co-administered with a DAA, thus providing the effectiveness in a shorter treatment. In some embodiments, ritonavir is co-administered with therapeutic agent 1. In some embodiments, ritonavir is co-administered with therapeutic agent 1 in the same compositions.

[0096] In some embodiments, the present technology provides a method of treating HCV infection comprising administering at least one protease inhibitor and at least one HCV polymerase inhibitor with ribavirin in a course of treatment of no more than, or less than, eight weeks in the absence

of interferon. In some embodiments, the HCV polymerase inhibitor is Compound 1 (or a pharmaceutically acceptable salt thereof).

[0097] In some embodiments, the present technology provides a method of treating HCV infection without using interferon, the method comprising administering at least two DAAs and ribavirin to a patient in need of such treatment, wherein the at least two DAAs include at least one protease inhibitor and at least one HCV polymerase inhibitor. In some embodiments, the at least two DAAs includes therapeutic agent 1 with at least one HCV polymerase inhibitor. In some embodiments, the HCV polymerase inhibitor is at least one non-nucleoside polymerase inhibitor. In some embodiments, the non-nucleoside polymerase inhibitor is therapeutic agent 2 or therapeutic agent 3 or a combination thereof.

[0098] In some embodiments, the present technology provides a method of treating HCV infection without using interferon, the method comprising administering a HCV protease inhibitor, preferably therapeutic agent 1, with at least one HCV NS5A inhibitor to a patient in need of such treatment. In some embodiments, the NS5A inhibitor is therapeutic agent 4.

[0099] In some embodiments of the present technology, a method of treating HCV infection without using interferon, the method comprises administering at least three DAAs and ribavirin to a subject for no more than 8 weeks without administering interferon. The at least three DAAs can be at least one protease inhibitor, at least one HCV polymerase inhibitor, and at least one NS5A inhibitors. In a preferred embodiment, the at least one protease inhibitor is therapeutic agent 1, the at least one polymerase inhibitor is therapeutic agent 2 or therapeutic agent 3, and the at least one NS5A inhibitor is therapeutic agent 4.

[0100] Preferred HCV protease inhibitors include, but are not limited to, therapeutic agent 1, telaprevir (Vertex), bocoprevir (Merck), BI-201335 (Boehringer Ingelheim), GS-9451 (Gilead), and BMS-650032 (BMS). Other suitable protease inhibitors include, but are not limited to, ACH-1095 (Achillion), ACH-1625 (Achillion), ACH-2684 (Achillion), AVL-181 (Avila), AVL-192 (Avila), BMS-650032 (BMS), danoprevir (RG7227/ITMN-191, Roche), GS-9132 (Gilead), GS-9256 (Gilead), IDX-136 (Idenix), IDX-316 (Idenix), IDX-320 (Idenix), MK-5172 (Merck), narlaprevir (Schering-Plough Corp), PHX-1766 (Phenomix), TMC-435 (Tibotec), vaniprevir (MK-7009, Merck), VBY708 (Virobay), VX-500 (Vertex), VX-813 (Vertex), VX-985 (Vertex), or a combination thereof.

[0101] Preferred non-nucleoside HCV polymerase inhibitors for use in the present technology include, but are not limited to, therapeutic agent 2, therapeutic agent 3, GS-9190 (Gilead), BI-207127 (Boehringer Ingelheim), and VX-222 (VCH-222) (Vertex & ViraChem). Preferred nucleotide HCV polymerase inhibitors include, but are not limited to, PSI-7977 (Pharmasset), and PSI-938 (Pharmasset). Other suitable and non-limiting examples of suitable HCV polymerase inhibitors include ANA-598

(Anadys), BI-207127 (Boehringer Ingelheim), BILB-1941 (Boehringer Ingelheim), BMS-791325 (BMS), filibuvir, GL59728 (Glaxo), GL60667 (Glaxo), GS-9669 (Gilead), IDX-375 (Idenix), MK-3281 (Merck), tegobuvir, TMC-647055 (Tibotec), VCH-759 (Vertex & ViraChem), VCH-916 (ViraChem), VX-759 (Vertex), GS-6620 (Gilead), IDX-102 (Idenix), IDX-184 (Idenix), INX-189 (Inhibitex), MK-0608 (Merck), RG7128 (Roche), TMC64912 (Medivir), GSK625433 (GlaxoSmithKline), BCX-4678 (BioCryst), ALS-2200 (Alios BioPharma/Vertex), ALS-2158 (Alios BioPharma/Vertex), or a combination thereof. A polymerase inhibitor may be a nucleoside polymerase inhibitor, such as GS-6620 (Gilead), IDX-102 (Idenix), IDX-184 (Idenix), INX-189 (Inhibitex), MK-0608 (Merck), PSI-7977 (Pharmasset), PSI-938 (Pharmasset), RG7128 (Roche), TMC64912 (Medivir), ALS-2200 (Alios BioPharma/Vertex), ALS-2158 (Alios BioPharma/Vertex), or a combination thereof. A polymerase inhibitor may also be a non-nucleoside polymerase inhibitor, such as PF-00868554 (Pfizer), ANA-598 (Anadys), BI-207127 (Boehringer Ingelheim), BILB-1941 (Boehringer Ingelheim), BMS-791325 (BMS), filibuvir, GL59728 (Glaxo), GL60667 (Glaxo), GS-9669 (Gilead), IDX-375 (Idenix), MK-3281 (Merck), tegobuvir, TMC-647055 (Tibotec), VCH-759 (Vertex & ViraChem), VCH-916 (ViraChem), VX-222 (VCH-222) (Vertex & ViraChem), VX-759 (Vertex), or a combination thereof.

[0102] Preferred NS5A inhibitors include, but are not limited to, therapeutic agent 4, BMS-790052 (BMS) and GS-5885 (Gilead). Non-limiting examples of suitable NS5A inhibitors include GSK62336805 (GlaxoSmithKline), ACH-2928 (Achillion), AZD2836 (Astra-Zeneca), AZD7295 (Astra-Zeneca), BMS-790052 (BMS), BMS-824393 (BMS), GS-5885 (Gilead), PPI-1301 (Presidio), PPI-461 (Presidio) A-831 (Arrow Therapeutics), A-689 (Arrow Therapeutics) or a combination thereof.

[0103] Non-limiting examples of suitable cyclophilin inhibitors include alisporovir (Novartis & Debiopharm), NM-811 (Novartis), SCY-635 (Scynexis), or a combination thereof.

[0104] Non-limiting examples of suitable HCV entry inhibitors include ITX-4520 (iTherx), ITX-5061 (iTherx), or a combination thereof.

[0105] Specific examples of other DAA agents that are suitable for the present methods include, but are not limited to, AP-H005, A-831 (Arrow Therapeutics) (NS5A inhibitor), A-689 (Arrow Therapeutics) (NS5A inhibitor), INX08189 (Inhibitex) (polymerase inhibitor), ITMN-191 (Intermune/Roche) (NS3/4A Protease inhibitor), VBY-376 (Protease Inhibitor) (Virobay), ACH-1625 (Achillion, Protease inhibitor), IDX136 (Idenix, Protease Inhibitor), IDX316 (Idenix, Protease inhibitor), VX-813 (Vertex), SCH 900518 (Schering-Plough), TMC-435 (Tibotec), ITMN-191 (Intermune, Roche), MK-7009 (Merck), IDX-PI (Novartis), R7128 (Roche), PF-868554 (Pfizer) (non-nucleoside polymerase inhibitor), PF-4878691 (Pfizer), IDX-184 (Idenix), IDX-375 (Idenix, NS5B polymerase inhibitor), PPI-461 (Presidio), BILB-1941 (Boehringer Ingelheim), GS-9190 (Gilead), BMS-790052 (BMS), CTS-1027 (Conatus), GS-9620 (Gilead), PF-4878691 (Pfizer), RO5303253 (Roche), ALS-2200 (Alios

BioPharma/Vertcx), ALS-2158 (Alios BioPharma/Vertcx), GSK62336805 (GlaxoSmithKline), or any combinations thereof.

[0106] In some embodiments, the present technology features methods for treating patients with genotype 1, such as 1a or 1b, HCV infection. The methods comprise administering to such a patient a combination of at least 2 DAAs and ribavirin for no more than 12 weeks, preferably no more than 8 weeks, wherein the treatment does not include administration of interferon. Patients with genotype 1, such as 1a or 1b, infection can be treated with a combination of at least 2 DAAs without interferon where the at least two DAAs include therapeutic agent 1 and therapeutic agent 2 with ribavirin. Therapeutic agent 1 and therapeutic agent 2 with ribavirin can be administered in therapeutically effective amounts to provide a SVR (for example, a SVR8, SVR12, SVR16, or SVR24) after a treatment duration of no more than 12 weeks (e.g., the duration being 12 weeks), preferably no more than 8 weeks (e.g., the duration being 8 weeks). The patients may be treatment naïve patients or treatment experienced HCV patients. The treatment duration can be no more than 12 weeks, including but not limited to, no more than 11 weeks, no more than 10 weeks, no more than 9 weeks, but preferably no more than 8 weeks, no more than 7 weeks, no more than 6 weeks, no more than 5 weeks, no more than 4 weeks, or no more than 3 weeks, e.g., the duration being 12 weeks, or the duration being 8 weeks. Therapeutic agent 1 can be provided in a total daily dosage of an amount from about 5 mg to about 300 mg, alternatively from about 5 mg to about 250 mg, alternatively from about 25 mg to about 100 mg. The total daily dosage of therapeutic agent 1 can be, but is not limited to, for example, about 5 mg, about 10 mg, about 15 mg, about 20 mg, about 25 mg, about 30 mg, about 40 mg, about 50 mg, about 60 mg, about 70 mg, about 80 mg, about 90 mg, about 100 mg, about 110 mg, about 120 mg, about 125 mg, about 130 mg, about 140 mg, about 150 mg, about 160 mg, about 170 mg, about 180 mg, about 190 mg, about 200 mg, about 210 mg, about 220 mg, about 230 mg, about 240 mg, about 250 mg, about 260 mg, about 270 mg, or about 300 mg. Therapeutic agent 2 can be administered with therapeutic agent 1 in any of the dosages of therapeutic agent 1 described above. Therapeutic agent 2 can be provided in combination with therapeutic agent 1 in a total daily dose of therapeutic agent 2 of an amount from about 100 mg to about 1800 mg, preferably from about 100 mg to about 800 mg, more preferably about 200 mg to about 800 mg. The total daily dosage of therapeutic agent 2 can be, but is not limited to, for example, about 100 mg, about 200 mg, about 250 mg, about 300 mg, about 400 mg, about 500 mg, about 600 mg, about 700 mg, about 800 mg, about 900 mg, about 1000 mg, about 1500 mg, or 1800 mg. Some suitable examples include, but are not limited to, therapeutic 1 provided in a total daily dose of from about 5 mg to about 250 mg and therapeutic agent 2 provided in a total daily dose of from about 100 mg to about 600 mg or from 200 mg to 800 mg. In some embodiments, therapeutic 1 is provided in a total daily dose from 25 mg to about 200 mg, and therapeutic agent 2 is provided in an amount of about 100 mg to about 600 mg. In one

embodiment, the total daily dose of therapeutic agent 1 is 50 mg. Suitably, ribavirin may be administered in connection with therapeutic agent 1 and therapeutic agent 2 at any of the dosages described above. Suitable total daily dosages of ribavirin can be based on the weight of the patient and include, but are not limited to, from about 400 mg to about 1400 mg, preferably from about 800 mg to about 1200 mg, including, for example, about 1000 mg per day for a patient < 75 kg or about 1200 mg per day for a patient \geq 75 kg. In some embodiments, ritonavir can be either co-administered or administered separately with therapeutic agent 1. Suitable dosages of ritonavir include, but are not limited to, from about 50 mg to about 400 mg per day, preferably about 100 mg per day. In some embodiments, if the treatment regimen of the present technology does not provide the desired SVR after treatments of no more than 12 weeks, the patient may be treated with interferon-containing regimen.

[0107] In some embodiments, the present technology features methods for treating patients with genotype 2 or 3 HCV infection. The methods comprise administering to such a patient a combination of at least 2 DAAs and ribavirin for no more than 12 weeks (e.g., the duration being 12 weeks), preferably no more than 8 weeks (e.g., the duration being 8 weeks), wherein the treatment does not include administration of interferon. Patients with genotype 2 or 3 HCV infection can be treated with a combination of at least 2 DAAs without interferon where the at least two DAAs include therapeutic agent 1 and therapeutic agent 2 with ribavirin. Therapeutic agent 1 and therapeutic agent 2 can be administered in therapeutically effective amounts to provide a SVR (for example, a SVR8, SVR12, SVR16, or SVR24) with a treatment duration of no more than 12 weeks, preferably no more than 8 weeks. The patients may be treatment naïve HCV patients or treatment experienced HCV patients. The treatment duration can be no more than 12 weeks, including but not limited to, no more than 11 weeks, no more than 10 weeks, no more than 9 weeks, but preferably no more than 8 weeks, no more than 7 weeks, no more than 6 weeks, no more than 5 weeks, no more than 4 weeks, or no more than 3 weeks, e.g., the duration being 12 weeks, or the duration being 8 weeks. Therapeutic agent 1 can be provided in a total daily dosage of an amount from about 5 mg to about 300 mg, alternatively from about 5 mg to about 250 mg, alternatively from about 25 mg to about 100 mg. The total daily dosage of therapeutic agent 1 can be, but is not limited to, for example, about 5 mg, about 10 mg, about 15 mg, about 20 mg, about 25 mg, about 30 mg, about 40 mg, about 50 mg, about 60 mg, about 70 mg, about 80 mg, about 90 mg, about 100 mg, about 110 mg, about 120 mg, about 125 mg, about 130 mg, about 140 mg, about 150 mg, about 160 mg, about 170 mg, about 180 mg, about 190 mg, about 200 mg, about 210 mg, about 220 mg, about 230 mg, about 240 mg, about 250 mg, about 260 mg, about 270 mg, about 300 mg. Therapeutic agent 2 can be administered in connection with therapeutic agent 1 in any of the dosages described above. Therapeutic agent 2 can be provided in combination with therapeutic agent 1 in a total daily dose of therapeutic agent 2 of an amount from about 100 mg to about 1800 mg, preferably from about 100 mg to about 800 mg, more preferably

about 200 mg to about 800 mg. The total daily dosage of therapeutic agent 2 can be, but is not limited to, about 100 mg, about 200 mg, about 250 mg, about 300 mg, about 400 mg, about 500 mg, about 600 mg, about 700 mg, about 800 mg, about 900 mg, about 1000 mg, about 1500 mg, or 1800 mg. Some suitable examples include, but are not limited to, for example, therapeutic 1 provided in a total daily dose from about 5 mg to about 250 mg and therapeutic agent 2 provided in a total daily dose of from about 100 mg to about 600 mg or from 200 mg to 800 mg. In some embodiments, therapeutic 1 is provided in a total daily dose from about 25 mg to about 200 mg, and therapeutic agent 2 is provided in an amount of about 100 mg to about 600 mg. In one embodiment, the total daily dose of therapeutic agent 1 is 50 mg. Suitably, ribavirin may be administered in connection with therapeutic agent 1 and therapeutic agent 2 in any combination of suitable dosages described above. Suitable total daily dosages of ribavirin can be based on the weight of the patient and include, but are not limited to, from about 400 mg to about 1400 mg, preferably from about 800 mg to about 1200 mg, including, for example, about 1000 mg per day for a patient < 75 kg or about 1200 mg per day for a patient \geq 75 kg. In some embodiments, ritonavir can be either co-administered or administered separately with therapeutic agent 1. Suitable dosages of ritonavir include, from about 50 mg to about 400 mg per day, preferably about 100 mg per day. In some embodiments, if the treatment regimen of the present technology does not provide the desired SVR after treatments of no more than 12 weeks, the patient may be treated with interferon-containing regimen.

[0108] In some embodiments, the present technology features methods for treating patients with HCV infection. The methods comprise administering to such a patient a combination of at least 2 DAAs and ribavirin for no more than 12 weeks (e.g., the duration being 12 weeks), preferably no more than 8 weeks (e.g., the duration being 8 weeks), wherein the treatment does not include administration of interferon. The combination comprises therapeutic agent 1, therapeutic agent 2 and ribavirin. Suitably, the patient may be a treatment naïve patient, a treatment experienced patient or an interferon nonresponder. In some embodiments, the patient is infected with HCV genotype 1, such as genotype 1a. In some embodiments, the patient is infected with HCV genotype 1b. In some embodiments, the patient is infected with HCV genotype 2 or 3, such as 2a or 2b. In some other embodiments, the patient is infected with HCV genotype 3a. The treatment according to this aspect of the technology can also be effective against other HCV genotypes. The treatment duration can be for no more than 12 weeks, preferably no more than 8 weeks, including but not limited to, no more than 11 weeks, no more than 10 weeks, no more than 9 weeks, but preferably no more than 8 weeks, no more than 7 weeks, no more than 6 weeks, no more than 5 weeks, no more than 4 weeks, or no more than 3 weeks, e.g., the duration being 12 weeks, or the duration being 8 weeks. Therapeutic agent 1 and therapeutic agent 2 can be administered in therapeutically effective amounts to provide a SVR (for example, a SVR8, SVR12, SVR 16, or SVR 24) after treatment duration of no more than 12 weeks, preferably no more than 8 weeks.

Therapeutic agent 1 can be provided in a total daily dosage of an amount from about 5 mg to about 300 mg, alternatively from about 5 mg to about 250 mg, alternatively from about 25 mg to about 100 mg. The total daily dosage of therapeutic agent 1 can be, but is not limited to, for example, about 5 mg, about 10 mg, about 15 mg, about 20 mg, about 25 mg, about 30 mg, about 40 mg, about 50 mg, about 60 mg, about 70 mg, about 80 mg, about 90 mg, about 100 mg, about 110 mg, about 120 mg, about 125 mg, about 130 mg, about 140 mg, about 150 mg, about 160 mg, about 170 mg, about 180 mg, about 190 mg, about 200 mg, about 210 mg, about 220 mg, about 230 mg, about 240 mg, about 250 mg, about 260 mg, about 270 mg, or about 300 mg. Therapeutic agent 2 can be administered with therapeutic agent 1 in any of the dosages described above. Therapeutic agent 2 can be provided in combination with therapeutic agent 1 in a total daily dosage of an amount of from about 100 mg to about 1800 mg, preferably from about 100 mg to about 800 mg, more preferably about 200 mg to about 800 mg. The total daily dosage of therapeutic agent 2 can be, but is not limited to, for example, about 100 mg, about 200 mg, about 250 mg, about 300 mg, about 400 mg, about 500 mg, about 600 mg, about 700 mg, about 800 mg, about 900 mg, about 1000 mg. Some suitable examples include, but are not limited to, therapeutic 1 provided in a total daily dose from about 5 mg to about 250 mg and therapeutic agent 2 provided in a total daily dose of from about 100 mg to about 600 mg. In some embodiments, therapeutic 1 is provided in a total daily dose from 25 mg to about 200 mg, and therapeutic agent 2 is provided in an amount of about 100 mg to about 600 mg or from about 200 mg to about 800 mg. In one embodiment, the total daily dose of therapeutic agent 1 is 50 mg. Suitably, ribavirin may be administered in connection with therapeutic agent 1 and therapeutic agent 2 at any combination of the dosages described above. Suitable total daily dosages of ribavirin can be based on the weight of the patient and include, but are not limited to, from about 400 mg to about 1400 mg, preferably from about 800 mg to about 1200 mg, including, for example, about 1000 mg per day for a patient < 75 kg or about 1200 mg per day for a patient \geq 75 kg. In some embodiments, if the treatment regimen of the present technology does not provide the desired SVR after a treatment duration of no more than 12 weeks, the patient may be treated with interferon-containing regimen.

[0109] In some embodiments, the present technology features methods for treating patients with HCV infection who are not candidates for interferon treatment. The methods comprise administering to such a patient a combination of at least 2 DAAs and ribavirin for no more than 12 weeks (e.g., the duration being 12 weeks), preferably no more than 8 weeks (e.g., the duration being 8 weeks), wherein the treatment does not include administration of interferon. Patients who are not candidates for interferon treatment include, but are not limited to, one or more of the following groups: patients intolerant to interferon, patients who refuse to take interferon treatment, patients with medical conditions which preclude them from taking interferon, and patients who have an increased risk of side effects or infection by taking interferon. A non-candidate for interferon treatment can be infected with HCV genotype 1 or 2,

for example, genotype 1a or 1b. A non-candidate for interferon treatment can be infected with HCV genotype 2, for example, genotype 2a or 2b. The treatment according to this aspect of the technology can also be effective against other HCV genotypes. In some embodiments, non-candidate for interferon treatment patients can be treated with a combination of at least 2 DAAs without interferon and with ribavirin for a treatment duration of no more than 12 weeks, including but not limited to, no more than 11 weeks, no more than 10 weeks, no more than 9 weeks, but preferably no more than 8 weeks, no more than 7 weeks, no more than 6 weeks, no more than 5 weeks, no more than 4 weeks, or no more than 3 weeks, e.g., the duration being 12 weeks, or the duration being 8 weeks. The at least two DAAs include at least one HCV protease inhibitor and at least one HCV polymerase inhibitor. Suitably, the at least one HCV protease inhibitor can be therapeutic agent 1 and the at least one HCV polymerase inhibitor can be therapeutic agent 2. Therapeutic agent 1 and therapeutic agent 2 can be administered in therapeutically effective amounts to provide a SVR after a treatment duration of no more than 12 weeks, preferably no more than 8 weeks. Therapeutic agent 1 can be provided in a total daily dosage amount from about 5 mg to about 300 mg, alternatively from about 5 mg to about 250 mg, alternatively from about 25 mg to about 100 mg. The total daily dosage of therapeutic agent 1 can be, but is not limited to, for example, about 5 mg, about 10 mg, about 15 mg, about 20 mg, about 25 mg, about 30 mg, about 40 mg, about 50 mg, about 60 mg, about 70 mg, about 80 mg, about 90 mg, about 100 mg, about 110 mg, about 120 mg, about 125 mg, about 130 mg, about 140 mg, about 150 mg, about 160 mg, about 170 mg, about 180 mg, about 190 mg, about 200 mg, about 210 mg, about 220 mg, about 230 mg, about 240 mg, about 250 mg, about 260 mg, about 270 mg, or about 300 mg. Therapeutic agent 2 can be administered with therapeutic agent 1 with therapeutic agent 1 administered at any of the dosages described above. Therapeutic agent 2 can be provided in combination with therapeutic agent 1 in a total daily dosage of an amount of therapeutic agent 2 from about 100 mg to about 1800 mg, preferably from about 100 mg to about 800 mg, more preferably about 200 mg to about 800 mg. The total daily dosage of therapeutic agent 2 can be, but is not limited to, for example, about 100 mg, about 200 mg, about 250 mg, about 300 mg, about 400 mg, about 500 mg, about 600 mg, about 700 mg, about 800 mg, about 900 mg, or about 1000 mg. Some suitable examples include, but are not limited to, therapeutic 1 provided in a total daily dose from about 5 mg to about 250 mg and therapeutic agent 2 is provided in a total daily dose of from about 100 mg to about 600 mg or from 200 mg to 800 mg. In some embodiments, therapeutic 1 is provided in a total daily dose from 25 mg to about 200 mg, and therapeutic agent 2 is provided in an amount from about 100 mg to about 600 mg or from about 200 mg to about 800 mg. In one embodiment, the total daily dose of therapeutic agent 1 is 50 mg. Suitably, ribavirin may be administered in connection with therapeutic agent 1 and therapeutic agent 2 at any of the dosages described above. Suitable total daily dosages of ribavirin can be based on the weight of the patient and include, but are not limited to, from about 400 mg to about 1400

mg, preferably from about 800 mg to about 1200 mg, including, for example, about 1000 mg per day for a patient < 75 kg or about 1200 mg per day for a patient \geq 75 kg. In some embodiments, if the treatment regimen of the present technology does not provide the desired SVR after treatments of no more than 12 weeks, the patient may be treated with interferon-containing regimen.

[0110] In another aspect, the present technology features methods for treating patients with HCV infection. The methods comprise administering to such a patient a combination of at least 2 DAAs and ribavirin for no more than 12 weeks (e.g., the duration being 12 weeks), preferably no more than 8 weeks (e.g., the duration being 8 weeks), wherein the treatment does not include administration of interferon. The combination comprises therapeutic agent 1, therapeutic agent 2, therapeutic agent 4 and ribavirin. In some embodiments, the patient is infected with HCV genotype 1, such as genotype 1a. The treatment according to this aspect of the technology can also be effective against other HCV genotypes. The treatment duration can be no more than 12 weeks, including but not limited to, no more than 11 weeks, no more than 10 weeks, no more than 9 weeks, but preferably no more than 8 weeks, no more than 7 weeks, no more than 6 weeks, no more than 5 weeks, no more than 4 weeks, or no more than 3 weeks, e.g., the duration being 12 weeks or the duration being 8 weeks. Therapeutic agent 1, therapeutic agent 2, and therapeutic agent 3 can be provided in effective amounts to provide a SVR (for example, a SVR8, SVR12, SVR16, or SVR24) after a treatment duration of no more than 12 weeks, preferably no more than 8 weeks. Therapeutic agent 1 can be provided in a total daily dosage of from about 5 mg to about 300 mg, alternatively from about 5 mg to about 250 mg, alternatively from about 25 mg to about 100 mg. The total daily dosage of therapeutic agent 1 can be, but is not limited to, for example, about 5 mg, about 10 mg, about 15 mg, about 20 mg, about 25 mg, about 30 mg, about 40 mg, about 50 mg, about 60 mg, about 70 mg, about 80 mg, about 90 mg, about 100 mg, about 110 mg, about 120 mg, about 125 mg, about 130 mg, about 140 mg, about 150 mg, about 160 mg, about 170 mg, about 180 mg, about 190 mg, about 200 mg, about 210 mg, about 220 mg, about 230 mg, about 240 mg, about 250 mg, about 260 mg, about 270 mg, about 300 mg. Therapeutic agent 2 can be administered with therapeutic agent 1 with therapeutic agent 1 being administered in any of the dosages described above. Therapeutic agent 2 can be provided in combination with therapeutic agent 1 in a total daily dosage of therapeutic agent 2 from about 100 mg to about 1800 mg, preferably from about 100 mg to about 800 mg, more preferably about 200 mg to about 800 mg. The total daily dosage of therapeutic agent 2 can be, but is not limited to, for example, about 100 mg, about 200 mg, about 250 mg, about 300 mg, about 400 mg, about 500 mg, about 600 mg, about 700 mg, about 800 mg, about 900 mg, or about 1000 mg. Therapeutic agent 4 can be provided in combination with therapeutic agent 1 and therapeutic agent 2 in which therapeutic agent 1 and therapeutic agent 2 are administered in any combination of the dosages for therapeutic agent 1 and therapeutic agent 2 described above. Therapeutic agent 4 can be provided in combination with therapeutic agent 1 and therapeutic

agent 2 in a total daily dose of therapeutic agent 4 of an amount from about 5 mg to about 350 mg, preferably about 5 mg to about 300 mg, more preferably about 25 mg to about 200 mg. The total daily dosage of therapeutic agent 4 can be, but are not limited to, for example, about 5 mg, about 10 mg, about 15 mg, about 20 mg, about 25 mg, about 30 mg, about 40 mg, about 50 mg, about 60 mg, about 70 mg, about 75 mg, about 80 mg, about 90 mg, about 100 mg, about 110 mg, about 120 mg, about 120 mg, about 130 mg, about 140 mg, about 150 mg, about 160 mg, about 170 mg, about 180 mg, about 190 mg, about 200 mg, about 210 mg, about 220 mg, about 230 mg, about 240 mg, about 250 mg, about 260 mg, about 270 mg, about 280 mg, about 290 mg, about 300 mg, about 310 mg, about 320 mg, about 330 mg, about 340 mg, or about 350 mg. In some embodiments, ritonavir can be either co-administered or administered separately with therapeutic agent 1. Suitable dosages of ritonavir include, from about 50 mg to about 400 mg per day, preferably about 100 mg per day. Some suitable examples include, but are not limited to, therapeutic 1 provided in a total daily dose from about 5 mg to about 250 mg, therapeutic agent 2 provided in a total daily dose of from about 100 mg to about 600 mg or from about 200 mg to about 800 mg, and therapeutic agent 4 provided in a total daily dose from about 5 mg to about 200 mg. In some embodiments, therapeutic 1 is provided in a total daily dose from 25 mg to about 200 mg, therapeutic agent 2 is provided in a total daily dose from about 100 mg to about 600 mg or from about 200 mg to about 800 mg, and therapeutic agent 4 is provided in a total daily dose from about 25 mg to about 200 mg. In one embodiment, the total daily dose of therapeutic agent 1 is 50 mg. Suitably, ribavirin may be administered in connection with therapeutic agent 1, therapeutic agent 2, and therapeutic agent 4 in which therapeutic agent 1, therapeutic agent 2, and therapeutic agent 4 are administered in any combination of the dosages described above. Suitable total daily dosages of ribavirin can be based on the weight of the patient and include, but are not limited to, from about 400 mg to about 1400 mg, preferably from about 800 mg to about 1200 mg, including, for example, about 1000 mg per day for a patient < 75 kg or about 1200 mg per day for a patient \geq 75 kg. Suitably, in some embodiments, the patient may be a treatment naïve patient, a treatment experienced patient, or an interferon nonresponder. In some embodiments, if the treatment regimen of the present technology does not provide the desired SVR after treatments of 12 weeks, the patient may be treated with interferon-containing regimen.

[0111] In some embodiments, the present technology features methods for treating patients with genotype 1, such as genotype 1a or 1b, HCV infection. The methods comprise administering to such a patient a combination of at least 2 DAAs and ribavirin for no more than 12 weeks (e.g., the duration being 12 weeks), preferably no more than 8 weeks (e.g., the duration being 8 weeks), wherein the treatment does not include administration of interferon. The combination comprises therapeutic agent 1, therapeutic agent 3 and ribavirin. The treatment duration may be no more than 12 weeks, including but not limited to, no more than 11 weeks, no more than 10 weeks, no more than 9 weeks, but preferably no more than 8

weeks, no more than 7 weeks, no more than 6 weeks, no more than 5 weeks, no more than 4 weeks, or no more than 3 weeks, e.g., the duration being 12 weeks, or the duration being 8 weeks. In some embodiments, therapeutic agent 1 can be provided in a total daily dosage of from about 5 mg to about 300 mg, alternatively from about 5 mg to about 250 mg, alternatively from about 25 mg to about 100 mg. The total daily dosage of therapeutic agent 1 can be, but is not limited to, for example, about 5 mg, about 10 mg, about 15 mg, about 20 mg, about 25 mg, about 30 mg, about 40 mg, about 50 mg, about 60 mg, about 70 mg, about 80 mg, about 90 mg, about 100 mg, about 110 mg, about 120 mg, about 125 mg, about 130 mg, about 140 mg, about 150 mg, about 160 mg, about 170 mg, about 180 mg, about 190 mg, about 200 mg, about 210 mg, about 220 mg, about 230 mg, about 240 mg, about 250 mg, about 260 mg, about 270 mg, or about 300 mg. Therapeutic agent 3 can be administered in connection with therapeutic agent 1 with therapeutic agent 1 being administered at any of the dosages of described above. Therapeutic agent 3 can be provided in combination with therapeutic agent 1, wherein therapeutic agent 3 is administered in a total daily dosage from about 50 mg to about 1000 mg, preferably from about 50 mg to about 600 mg, alternatively from about 100 mg to about 600 mg. The total daily dosage of therapeutic agent 3 can be, but is not limited to, for example, about 50 mg, about 60 mg, about 70 mg, about 80 mg, about 90 mg, about 100 mg, about 120 mg, about 130 mg, about 140 mg, about 150 mg, about 160 mg, about 170 mg, about 180 mg, about 190 mg, about 200 mg, about 210 mg, about 220 mg, about 230 mg, about 240 mg, about 250 mg, about 260 mg, about 270 mg, about 280 mg, about 290 mg, about 300 mg, about 310 mg, about 320 mg, about 330 mg, about 340 mg, about 350 mg, about 360 mg, about 370 mg, about 380 mg, about 390 mg, about 400 mg, about 410 mg, about 420 mg, about 430 mg, about 440 mg, about 450 mg, about 460 mg, about 470 mg, about 480 mg, about 490 mg, about 500 mg, about 510 mg, about 520 mg, about 530 mg, about 540 mg, about 550 mg, about 560 mg, about 570 mg, about 580 mg, about 590 mg, about 600 mg, about 610 mg, about 620 mg, about 630 mg, about 650 mg, about 700 mg, about 750 mg, about 800 mg, about 850 mg, about 900 mg, about 950 mg, or about 1000 mg. Ribavirin can be administered either at the same time or at a separate time than therapeutic agent 1 and therapeutic agent 3; and therapeutic agent 1 and therapeutic agent 3 can be administered in any of the suitable dosages of therapeutic agent 1 or therapeutic agent 3 recited above. Suitable total daily dosages of ribavirin can be based on the weight of the patient and include, but are not limited to, from about 400 mg to about 1400 mg, preferably from about 800 mg to about 1200 mg, including, for example, about 1000 mg per day for a patient < 75 kg or about 1200 mg per day for a patient \geq 75 kg. In some embodiments, ritonavir can be either co-administered or administered separately with therapeutic agent 1. Suitable dosages of ritonavir include, from about 50 mg to about 400 mg per day, preferably about 100 mg per day. In some embodiments, if the treatment regimen of the present technology does not provide the desired SVR after treatments of no more than 12 weeks, the patient may be treated with interferon-containing regimen.

[0112] In some embodiments, the present technology features methods for treating patients with genotype 2 or 3, such as genotype 2a, 2b or 3a, HCV infection. The methods comprise administering to such a patient a combination of at least 2 DAAs and ribavirin for no more than 12 weeks (e.g., the duration being 12 weeks), preferably no more than 8 weeks (e.g., the duration being 8 weeks), wherein the treatment does not include administration of interferon. The combination comprises therapeutic agent 1, therapeutic agent 3 and ribavirin. The treatment duration can be no more than 12 weeks, including but not limited to, no more than 11 weeks, no more than 10 weeks, no more than 9 weeks, but preferably no more than 8 weeks, no more than 7 weeks, no more than 6 weeks, no more than 5 weeks, no more than 4 weeks, or no more than 3 weeks, e.g., the duration being 12 weeks, or the duration being 8 weeks. Therapeutic agent 1 and therapeutic agent 3 and ribavirin can be administered in therapeutically effective amounts to provide a SVR (for example, a SVR8, SVR12, SVR16 or SVR24) in a treatment duration of no more than 12 weeks, preferably no more than 8 weeks. In some embodiments, therapeutic agent 1 can be provided in a total daily dosage of an amount from about 5 mg to about 300 mg, alternatively from about 5 mg to about 250 mg, alternatively from about 25 mg to about 100 mg. The total daily dosage of therapeutic agent 1 can be, but is not limited to, for example, about 5 mg, about 10 mg, about 15 mg, about 20 mg, about 25 mg, about 30 mg, about 40 mg, about 50 mg, about 60 mg, about 70 mg, about 80 mg, about 90 mg, about 100 mg, about 110 mg, about 120 mg, about 125 mg, about 130 mg, about 140 mg, about 150 mg, about 160 mg, about 170 mg, about 180 mg, about 190 mg, about 200 mg, about 210 mg, about 220 mg, about 230 mg, about 240 mg, about 250 mg, about 260 mg, about 270 mg, or about 300 mg. Therapeutic agent 3 can be administered with therapeutic agent 1 with therapeutic agent 1 being administered at any of the dosages described above. Therapeutic agent 3 can be provided in combination with therapeutic agent 1, wherein therapeutic agent 3 is administered in a total daily dosage of therapeutic agent 3 from about 50 mg to about 1000 mg, preferably from about 50 mg to about 600 mg, alternatively from about 100 mg to about 600 mg. The total daily dosage of therapeutic agent 3 can be, but is not limited to, for example, about 50 mg, about 60 mg, about 70 mg, about 80 mg, about 90 mg, about 100 mg, about 120 mg, about 130 mg, about 140 mg, about 150 mg, about 160 mg, about 170 mg, about 180 mg, about 190 mg, about 200 mg, about 210 mg, about 220 mg, about 230 mg, about 240 mg, about 250 mg, about 260 mg, about 270 mg, about 280 mg, about 290 mg, about 300 mg, about 310 mg, about 320 mg, about 330 mg, about 340 mg, about 350 mg, about 360 mg, about 370 mg, about 380 mg, about 390 mg, about 400 mg, about 410 mg, about 420 mg, about 430 mg, about 440 mg, about 450 mg, about 460 mg, about 470 mg, about 480 mg, about 490 mg, about 500 mg, about 510 mg, about 520 mg, about 530 mg, about 540 mg, about 550 mg, about 560 mg, about 570 mg, about 580 mg, about 590 mg, about 600 mg, about 610 mg, about 620 mg, about 630 mg, about 650 mg, about 700 mg, about 750 mg, about 800 mg, about 850 mg, about 900 mg, about 950 mg, or about 1000 mg. Ribavirin can be administered either

at the same time or at a separate time than therapeutic agent 1 and therapeutic agent 3; and therapeutic agent 1 and therapeutic agent 3 can be administered in any combination of dosage of therapeutic agent 1 or therapeutic agent 3 recited above. Suitable total daily dosages of ribavirin can be based on the weight of the patient and include, but are not limited to, from about 400 mg to about 1400 mg, preferably from about 800 mg to about 1200 mg, including, for example, about 1000 mg per day for a patient < 75 kg or about 1200 mg per day for a patient \geq 75 kg. In some embodiments, ritonavir can be either co-administered or administered separately with therapeutic agent 1. Suitable dosages of ritonavir include, from about 50 mg to about 400 mg per day, preferably about 100 mg per day. In some embodiments, if the treatment regimen of the present technology does not provide the desired SVR after treatments of no more than 12 weeks, the patient may be treated with interferon-containing regimen.

[0113] In some embodiments, the present technology features methods for treating patients with HCV infection. The methods comprise administering to such a patient a combination of at least 2 DAAs and ribavirin for no more than 12 weeks (e.g., the duration being 12 weeks), preferably no more than 8 weeks (e.g., the duration being 8 weeks), wherein the treatment does not include administration of interferon. The combination comprises therapeutic agent 1, therapeutic agent 3 and ribavirin. Suitably, the patient may be a treatment naïve patient, a treatment experienced patient or an interferon nonresponder. In some embodiments, the patient is infected with HCV genotype 1, such as genotype 1a. In some embodiments, the patient is infected with HCV genotype 1b. In some other embodiments, the patient is infected with HCV genotype 2 or 3, such as 2a or 2b. In some other embodiments, the patient is infected with HCV genotype 3a. The treatment according to this aspect of the technology can also be effective against other HCV genotypes. The treatment duration can be no more than 12 weeks, including but not limited to, no more than 11 weeks, no more than 10 weeks, no more than 9 weeks, but preferably no more than 8 weeks, no more than 7 weeks, no more than 6 weeks, no more than 5 weeks, no more than 4 weeks, or no more than 3 weeks, e.g., the duration being 12 weeks, or the duration being 8 weeks. In some embodiments, therapeutic agent 1 can be provided in a total daily dosage from about 5 mg to about 300 mg, alternatively from about 5 mg to about 250 mg, alternatively from about 25 mg to about 100 mg. The total daily dosage of therapeutic agent 1 can be, but is not limited to, for example, about 5 mg, about 10 mg, about 15 mg, about 20 mg, about 25 mg, about 30 mg, about 40 mg, about 50 mg, about 60 mg, about 70 mg, about 80 mg, about 90 mg, about 100 mg, about 110 mg, about 120 mg, about 125 mg, about 130 mg, about 140 mg, about 150 mg, about 160 mg, about 170 mg, about 180 mg, about 190 mg, about 200 mg, about 210 mg, about 220 mg, about 230 mg, about 240 mg, about 250 mg, about 260 mg, about 270 mg, or about 300 mg. Therapeutic agent 3 can be administered in connection with therapeutic agent 1 with therapeutic agent 1 being administered at any of the dosages described above. Therapeutic agent 3 can be provided in combination with therapeutic agent 1, wherein therapeutic agent 3 is

administered in a total daily dosage from about 50 mg to about 1000 mg, preferably from about 50 mg to about 600 mg, alternatively from about 100 mg to about 600 mg. The total daily dosage of therapeutic agent 3 can be, but is not limited to, for example, about 50 mg, about 60 mg, about 70 mg, about 80 mg, about 90 mg, about 100 mg, about 120 mg, about 130 mg, about 140 mg, about 150 mg, about 160 mg, about 170 mg, about 180 mg, about 190 mg, about 200 mg, about 210 mg, about 220 mg, about 230 mg, about 240 mg, about 250 mg, about 260 mg, about 270 mg, about 280 mg, about 290 mg, about 300 mg, about 310 mg, about 320 mg, about 330 mg, about 340 mg, about 350 mg, about 360 mg, about 370 mg, about 380 mg, about 390 mg, about 400 mg, about 410 mg, about 420 mg, about 430 mg, about 440 mg, about 450 mg, about 460 mg, about 470 mg, about 480 mg, about 490 mg, about 500 mg, about 510 mg, about 520 mg, about 530 mg, about 540 mg, about 550 mg, about 560 mg, about 570 mg, about 580 mg, about 590 mg, about 600 mg, about 610 mg, about 620 mg, about 630 mg, about 650 mg, about 700 mg, about 750 mg, about 800 mg, about 850 mg, about 900 mg, about 950 mg, or about 1000 mg. Ribavirin can be administered either at the same time or at a separate time than therapeutic agent 1 and therapeutic agent 3; and therapeutic agent 1 and therapeutic agent 3 can be administered in any combination of the suitable dosages recited above. Suitable total daily dosages of ribavirin can be based on the weight of the patient and include, but are not limited to, from about 400 mg to about 1400 mg, preferably from about 800 mg to about 1200 mg, including, for example, about 1000 mg per day for a patient < 75 kg or about 1200 mg per day for a patient ≥ 75 kg. In some embodiments, ritonavir can be either co-administered or administered separately with therapeutic agent 1. Suitable dosages of ritonavir include, from about 50 mg to about 400 mg per day, preferably about 100 mg per day. In some embodiments, if the treatment regimen of the present technology does not provide the desired SVR after treatments of no more than 12 weeks, the patient may be treated with interferon-containing regimen.

[0114] In some embodiments, the present technology features methods for treating patients with HCV infection who are not candidates for interferon treatment. The methods comprise administering to such a patient a combination of at least 2 DAAs and ribavirin for no more than 12 weeks (e.g., the duration being 12 weeks), preferably no more than 8 weeks (e.g., the duration being 8 weeks), wherein the treatment does not include administration of interferon. The combination comprises therapeutic agent 1, therapeutic agent 3 and ribavirin. Patients who are not candidates for interferon treatment include, but are not limited to, one or more of the following groups: patients intolerant to interferon, patients who refuse to take interferon treatment, patients with medical conditions which preclude them from taking interferon, and patients who have an increased risk of side effects or infection by taking interferon. In some embodiments, the patient is infected with HCV genotype 1, such as genotype 1a. In some embodiments, the patient is infected with HCV genotype 1b. In some other embodiments, the patient is infected with HCV genotype 2 or 3, such as 2a or 2b. In some other embodiments, the patient is infected

with HCV genotype 3a. The treatment according to this aspect of the technology can also be effective against other HCV genotypes. The treatment duration can be no more than 12 weeks, including but not limited to, no more than 11 weeks, no more than 10 weeks, no more than 9 weeks, but preferably patients who are more than 8 weeks, no more than 7 weeks, no more than 6 weeks, no more than 5 weeks, no more than 4 weeks, or no more than 3 weeks, e.g., the duration being 12 week, or the duration being 8 weeks. In some embodiments, therapeutic agent 1 can be provided in a total daily dosage of an amount from about 5 mg to about 300 mg, alternatively from about 5 mg to about 250 mg, alternatively from about 25 mg to about 100 mg. The total daily dosage of therapeutic agent 1 can be, but is not limited to, for example, about 5 mg, about 10 mg, about 15 mg, about 20 mg, about 25 mg, about 30 mg, about 40 mg, about 50 mg, about 60 mg, about 70 mg, about 80 mg, about 90 mg, about 100 mg, about 110 mg, about 120 mg, about 125 mg, about 130 mg, about 140 mg, about 150 mg, about 160 mg, about 170 mg, about 180 mg, about 190 mg, about 200 mg, about 210 mg, about 220 mg, about 230 mg, about 240 mg, about 250 mg, about 260 mg, about 270 mg, or about 300 mg. Therapeutic agent 3 can be administered with therapeutic agent 1 with therapeutic agent 1 being administered at any of the dosages described above. Therapeutic agent 3 can be provided in combination with therapeutic agent 1, wherein therapeutic agent 3 is administered in a total daily dosage of therapeutic agent 3 from about 50 mg to about 1000 mg, preferably from about 50 mg to about 600 mg, alternatively from about 100 mg to about 600 mg. The total daily dosage of therapeutic agent 3 can be, but is not limited to, for example, about 50 mg, about 60 mg, about 70 mg, about 80 mg, about 90 mg, about 100 mg, about 120 mg, about 130 mg, about 140 mg, about 150 mg, about 160 mg, about 170 mg, about 180 mg, about 190 mg, about 200 mg, about 210 mg, about 220 mg, about 230 mg, about 240 mg, about 250 mg, about 260 mg, about 270 mg, about 280 mg, about 290 mg, about 300 mg, about 310 mg, about 320 mg, about 330 mg, about 340 mg, about 350 mg, about 360 mg, about 370 mg, about 380 mg, about 390 mg, about 400 mg, about 410 mg, about 420 mg, about 430 mg, about 440 mg, about 450 mg, about 460 mg, about 470 mg, about 480 mg, about 490 mg, about 500 mg, about 510 mg, about 520 mg, about 530 mg, about 540 mg, about 550 mg, about 560 mg, about 570 mg, about 580 mg, about 590 mg, about 600 mg, about 610 mg, about 620 mg, about 630 mg, about 650 mg, about 700 mg, about 750 mg, about 800 mg, about 850 mg, about 900 mg, about 950 mg, or about 1000 mg. Ribavirin can be administered either at the same time or at a separate time than therapeutic agent 1 and therapeutic agent 3; and therapeutic agent 1 and therapeutic agent 3 can be administered in any combination of dosages of therapeutic agent 1 and therapeutic agent 3 recited above. Suitable total daily dosages of ribavirin can be based on the weight of the patient and include, but are not limited to, from about 400 mg to about 1400 mg, preferably from about 800 mg to about 1200 mg, including, for example, about 1000 mg per day for a patient < 75 kg or about 1200 mg per day for a patient \geq 75 kg. In some embodiments, ritonavir can be either co-administered or administered separately

with therapeutic agent 1. Suitable dosages of ritonavir include, from about 50 mg to about 400 mg per day, preferably about 100 mg per day.

[0115] In some embodiments, the present technology features methods for treating patients with HCV genotype 1, such as 1a or 1b, infection. The methods comprise administering to such a patient a combination of at least 2 DAAs and ribavirin for no more than 12 weeks (e.g., the duration being 12 weeks), preferably no more than 8 weeks (e.g., the duration being 8 weeks), wherein the treatment does not include administration of interferon. The combination comprises therapeutic agent 1, therapeutic agent 4 and ribavirin. Patients with genotype 1a or 1b infection can be treated with a combination of at least 2 DAAs without interferon in which the at least two DAAs include therapeutic agent 1 and therapeutic agent 4 with ribavirin. Therapeutic agent 1 and therapeutic agent 4 can be administered in therapeutically effective amounts to provide a SVR (for example, a SVR8, SVR12, SVR16, or SVR24) in a treatment duration of no more than 12 weeks, preferably no more than 8 weeks. The patients may be treatment naïve patients or treatment experienced patients. The treatment duration can be no more than 12 weeks, including but not limited to, no more than 11 weeks, no more than 10 weeks, no more than 9 weeks, but preferably no more than 8 weeks, no more than 7 weeks, no more than 6 weeks, no more than 5 weeks, no more than 4 weeks, or no more than 3 weeks, e.g., the duration being 12 weeks, or the duration being 8 weeks. Therapeutic agent 1 can be provided in a total daily dosage from about 5 mg to about 300 mg, alternatively from about 5 mg to about 250 mg, alternatively from about 25 mg to about 100 mg. The total daily dosage of therapeutic agent 1 can be, but is not limited to, for example, about 5 mg, about 10 mg, about 15 mg, about 20 mg, about 25 mg, about 30 mg, about 40 mg, about 50 mg, about 60 mg, about 70 mg, about 80 mg, about 90 mg, about 100 mg, about 110 mg, about 120 mg, about 125 mg, about 130 mg, about 140 mg, about 150 mg, about 160 mg, about 170 mg, about 180 mg, about 190 mg, about 200 mg, about 210 mg, about 220 mg, about 230 mg, about 240 mg, about 250 mg, about 260 mg, about 270 mg, or about 300 mg. Therapeutic agent 4 can be administered in connection with therapeutic agent 1 where therapeutic agent 1 is administered in any of the dosages described above. Therapeutic agent 4 can be provided in combination with therapeutic agent 1 in a total daily dose of therapeutic agent 4 of from about 5 mg to about 350 mg, preferably about 5 mg to about 350 mg, more preferably about 25 mg to about 200 mg. The total daily dosage of therapeutic agent 4 can be, but is not limited to, for example, about 5 mg, about 10 mg, about 15 mg, about 20 mg, about 25 mg, about 30 mg, about 40 mg, about 50 mg, about 60 mg, about 70 mg, about 75 mg, about 80 mg, about 90 mg, about 100 mg, about 110 mg, about 120 mg, about 120 mg, about 130 mg, about 140 mg, about 150 mg, about 160 mg, about 170 mg, about 180 mg, about 190 mg, about 200 mg, about 210 mg, about 220 mg, about 230 mg, about 240 mg, about 250 mg, about 260 mg, about 270 mg, about 280 mg, about 290 mg, about 300 mg, about 310 mg, about 320 mg, about 330 mg, about 340 mg, or about 350 mg. In some embodiments,

ritonavir can be either co-administered or administered separately with therapeutic agent 1. Suitable dosages of ritonavir include, from about 50 mg to about 400 mg per day, preferably about 100 mg per day. In suitable embodiments, therapeutic agent 1 and therapeutic agent 4 are administered once a day. Suitably, ribavirin may be administered in connection with therapeutic agent 1 and therapeutic agent 4 where therapeutic agent 1 and therapeutic agent 4 are administered in any combination of the suitable dosages detailed above. Suitable total daily dosages of ribavirin can be based on the weight of the patient and include, but are not limited to, from about 400 mg, to about 1400 mg, preferably from about 800 mg to about 1200 mg, including, for example, about 1000 mg per day for a patient < 75 kg or about 1200 mg per day for a patient \geq 75 kg.

[0116] In some embodiments the present technology features methods for treating patients with HCV infection. The methods comprise administering to such a patient a combination of at least 2 DAAs and ribavirin for no more than 12 weeks (e.g., the duration being 12 weeks), preferably no more than 8 weeks (e.g., the duration being 8 weeks), wherein the treatment does not include administration of interferon. The combination comprises therapeutic agent 1, therapeutic agent 4 and ribavirin. The patients may be treatment naïve patients or treatment experienced patients. The treatment can be administered for a duration of no more than 12 weeks, including but not limited to, no more than 11 weeks, no more than 10 weeks, no more than 9 weeks, but preferably no more than 8 weeks, no more than 7 weeks, no more than 6 weeks, no more than 5 weeks, no more than 4 weeks, or no more than 3 weeks, e.g., the duration being 12 weeks, or the duration being 8 weeks. The patient can have HCV genotype 1, such as HCV genotype 1a or 1b. In other embodiments, the patient may have HCV genotype 1b. In some embodiments, it is contemplated to treat other HCV genotypes. Therapeutic agent 1 can be provided in a total daily dosage from about 5 mg to about 300 mg, alternatively from about 5 mg to about 250 mg, alternatively from about 25 mg to about 100 mg. The total daily dosage of therapeutic agent 1 can be, but is not limited to, for example, about 5 mg, about 10 mg, about 15 mg, about 20 mg, about 25 mg, about 30 mg, about 40 mg, about 50 mg, about 60 mg, about 70 mg, about 80 mg, about 90 mg, about 100 mg, about 110 mg, about 120 mg, about 125 mg, about 130 mg, about 140 mg, about 150 mg, about 160 mg, about 170 mg, about 180 mg, about 190 mg, about 200 mg, about 210 mg, about 220 mg, about 230 mg, about 240 mg, about 250 mg, about 260 mg, about 270 mg, or about 300 mg. Therapeutic agent 4 can be administered in connection with therapeutic agent 1 in any of the dosages described above. Therapeutic agent 4 can be provided alone or in combination with therapeutic agent 1 in a total daily dose of therapeutic agent 4 of an amount from about 5 mg to about 350 mg, preferably about 5 mg to about 300 mg, more preferably about 25 mg to about 200 mg. The total daily dosage of therapeutic agent 4 can be, but is not limited to, for example, about 5 mg, about 10 mg, about 15 mg, about 20 mg, about 25 mg, about 30 mg, about 40 mg, about 50 mg, about 60 mg, about 70 mg, about 75 mg, about 80 mg, about 90

mg, about 100 mg, about 110 mg, about 120 mg, about 120 mg, about 130 mg, about 140 mg, about 150 mg, about 160 mg, about 170 mg, about 180 mg, about 190 mg, about 200 mg, about 210 mg, about 220 mg, about 230 mg, about 240 mg, about 250 mg, about 260 mg, about 270 mg, about 280 mg, about 290 mg, about 300 mg, about 310 mg, about 320 mg, about 330 mg, about 340 mg, or about 350 mg. In some embodiments, ritonavir can be either co-administered or administered separately with therapeutic agent 1. Suitable dosages of ritonavir include, from about 50 mg to about 400 mg per day, preferably about 100 mg per day. In suitable embodiments, therapeutic agent 1 and therapeutic agent 4 are administered once a day. In some embodiments, therapeutic agent 1 and therapeutic agent 4 are administered with ribavirin. Suitable total daily dosages of ribavirin can be based on the weight of the patient and include, but are not limited to, from about 800 mg to about 1200 mg, including, for example, about 1000 mg per day for a patient < 75 kg or about 1200 mg per day for a patient \geq 75 kg.

[0117] In some embodiments, the present technology features methods for treating patients with HCV infection. The methods comprise administering to such a patient a combination of at least 2 DAAs and ribavirin for no more than 12 weeks (e.g., the duration being 12 weeks), preferably no more than 8 weeks (e.g., the duration being 8 weeks), wherein the treatment does not include administration of interferon. The combination comprises therapeutic agent 1, therapeutic agent 4 and ribavirin. The patients may be treatment naïve patients or treatment experienced patients. The treatment can be administered for a duration of no more than 12 weeks, including but not limited to, no more than 11 weeks, no more than 10 weeks, no more than 9 weeks, but preferably no more than 8 weeks, no more than 7 weeks, no more than 6 weeks, no more than 5 weeks, no more than 4 weeks, or no more than 3 weeks, e.g., the duration being 12 weeks, or the duration being 8 weeks. The patient can have HCV genotype 2 or 3, such as HCV genotype 2a. In some embodiments, the patient may have HCV genotype 2b. In other embodiments the patient may have HCV genotype 3a. Therapeutic agent 1 can be provided in a total daily dosage of an amount from about 5 mg to about 300 mg, alternatively from about 5 mg to about 250 mg, alternatively from about 25 mg to about 100 mg. The total daily dosage of therapeutic agent 1 can be, but is not limited to, for example, about 5 mg, about 10 mg, about 15 mg, about 20 mg, about 25 mg, about 30 mg, about 40 mg, about 50 mg, about 60 mg, about 70 mg, about 80 mg, about 90 mg, about 100 mg, about 110 mg, about 120 mg, about 125 mg, about 130 mg, about 140 mg, about 150 mg, about 160 mg, about 170 mg, about 180 mg, about 190 mg, about 200 mg, about 210 mg, about 220 mg, about 230 mg, about 240 mg, about 250 mg, about 260 mg, about 270 mg, or about 300 mg. Therapeutic agent 4 can be administered in connection with therapeutic agent 1 in which therapeutic agent 1 is administered in any of the dosages described above. Therapeutic agent 4 can be provided in combination with therapeutic agent 1 in a total daily dose of therapeutic agent 4 of from about 5 mg to about 350 mg, preferably about 5 mg to about 300 mg, more preferably about 25 mg to about 200 mg. The total daily dosage of

therapeutic agent 4 can be, but is not limited to, for example, about 5 mg, about 10 mg, about 15 mg, about 20 mg, about 25 mg, about 30 mg, about 40 mg, about 50 mg, about 60 mg, about 70 mg, about 75 mg, about 80 mg, about 90 mg, about 100 mg, about 110 mg, about 120 mg, about 120 mg, about 130 mg, about 140 mg, about 150 mg, about 160 mg, about 170 mg, about 180 mg, about 190 mg, about 200 mg, about 210 mg, about 220 mg, about 230 mg, about 240 mg, about 250 mg, about 260 mg, about 270 mg, about 280 mg, about 290 mg, about 300 mg, about 310 mg, about 320 mg, about 330 mg, about 340 mg, or about 350 mg. In some embodiments, ritonavir can be either co-administered or administered separately with therapeutic agent 1. Suitable dosages of ritonavir include, from about 50 mg to about 400 mg per day, preferably about 100 mg per day. In suitable embodiments, therapeutic agent 1 and therapeutic agent 4 are administered once a day. In some embodiments, therapeutic agent 1 and therapeutic agent 4 are administered with ribavirin. Suitable total daily dosages of ribavirin can be based on the weight of the patient and include, but are not limited to, from about 800 mg to about 1200 mg, including, for example, about 1000 mg per day for a patient < 75 kg or about 1200 mg per day for a patient \geq 75 kg. In some embodiments, if the treatment regimen of the present technology does not provide the desired SVR after treatments of no more than 12 weeks, the patient may be treated with interferon-containing regimen.

[0118] In some embodiments, the present technology features methods for treating patients with HCV infection who are not candidates for interferon treatment. The methods comprise administering to such a patient a combination of at least 2 DAAs and ribavirin for no more than 12 weeks (e.g., the duration being 12 weeks), preferably no more than 8 weeks (e.g., the duration being 8 weeks), wherein the treatment does not include administration of interferon. The combination comprises therapeutic agent 1, therapeutic agent 4 and ribavirin. Patients who are not candidates for interferon treatment include, but are not limited to one or more of the following groups: patients intolerant to interferon, patients who refuse to take interferon treatment, patients with medical conditions which preclude them from taking interferon, and patients who have an increased risk of side effects or infection by taking interferon. In some embodiments, the patient is infected with HCV genotype 1, such as genotype 1a. In some embodiments, the patient is infected with HCV genotype 1b. In some other embodiments, the patient is infected with HCV genotype 2 or 3, such as 2a or 2b. In some other embodiments, the patient is infected with HCV genotype 3a. The treatment according to this aspect of the technology can also be effective against other HCV genotypes. Therapeutic agent 1 and therapeutic agent 4 can be administered in therapeutically effective amounts to provide a SVR (for example, a SVR8, SVR12, SVR16 or SVR24) after treatment of no more than 12 weeks, preferably no more than 8 weeks. The interferon non-responder patients include partial interferon responders and interferon rebound patients. The treatment can be administered for a duration of no more than 12 weeks, including but not limited to, no more than

11 weeks, no more than 10 weeks, no more than 9 weeks, but preferably no more than 8 weeks, no more than 7 weeks, no more than 6 weeks, no more than 5 weeks, no more than 4 weeks, or no more than 3 weeks, e.g., the duration being 12 weeks, or the duration being 8 weeks. Therapeutic agent 1 can be provided in a total daily dosage of an amount from about 5 mg to about 300 mg, alternatively from about 5 mg to about 250 mg, alternatively from about 25 mg to about 100 mg. The total daily dosage of therapeutic agent 1 can be, but is not limited to, for example, about 5 mg, about 10 mg, about 15 mg, about 20 mg, about 25 mg, about 30 mg, about 40 mg, about 50 mg, about 60 mg, about 70 mg, about 80 mg, about 90 mg, about 100 mg, about 110 mg, about 120 mg, about 125 mg, about 130 mg, about 140 mg, about 150 mg, about 160 mg, about 170 mg, about 180 mg, about 190 mg, about 200 mg, about 210 mg, about 220 mg, about 230 mg, about 240 mg, about 250 mg, about 260 mg, about 270 mg, or about 300 mg. Therapeutic agent 4 can be administered with therapeutic agent 1 where therapeutic agent 1 is administered in any of the dosages described above. Therapeutic agent 4 can be provided in combination with therapeutic agent 1 in a total daily dose of therapeutic agent 4 of from about 5 mg to about 350 mg, preferably from about 5 mg to about 350 mg, more preferably from about 25 mg to about 200 mg. The total daily dosage of therapeutic agent 4 can be, but is not limited to, for example, about 5 mg, about 10 mg, about 15 mg, about 20 mg, about 25 mg, about 30 mg, about 40 mg, about 50 mg, about 60 mg, about 70 mg, about 75 mg, about 80 mg, about 90 mg, about 100 mg, about 110 mg, about 120 mg, about 120 mg, about 130 mg, about 140 mg, about 150 mg, about 160 mg, about 170 mg, about 180 mg, about 190 mg, about 200 mg, about 210 mg, about 220 mg, about 230 mg, about 240 mg, about 250 mg, about 260 mg, about 270 mg, about 280 mg, about 290 mg, about 300 mg, about 310 mg, about 320 mg, about 330 mg, about 340 mg, or about 350 mg. In some embodiments, ritonavir can be either co-administered or administered separately with therapeutic agent 1. Suitable dosages of ritonavir include, from about 50 mg to about 400 mg per day, preferably about 100 mg per day. In suitable embodiments, therapeutic agent 1 and therapeutic agent 4 are administered once a day. Suitably, ribavirin may be administered in connection with therapeutic agent 1 and therapeutic agent 4 where therapeutic agent 1 and therapeutic agent 4 are administered in any combination of suitable dosages as described above. Suitable total daily dosages of ribavirin can be based on the weight of the patient and include, but are not limited to, from about 400 mg, to about 1400 mg, preferably from about 800 mg to about 1200 mg, including, for example, about 1000 mg per day for a patient < 75 kg or about 1200 mg per day for a patient \geq 75 kg. In some embodiments, if the treatment regimen of the present technology does not provide the desired SVR after treatments of no more than 12 weeks, the patient may be treated with interferon-containing regimen.

[0119] In some embodiments, the present technology features methods for treating patients with HCV infection who are interferon non-responders. The methods comprise administering to such a patient a combination of at least 2 DAAs and ribavirin for no more than 12 weeks (e.g., the duration being 12

weeks), preferably no more than 8 weeks (e.g., the duration being 8 weeks), wherein the treatment does not include administration of interferon. Interferon nonresponder patients can be treated with a combination of at least 2 DAAs without interferon with ribavirin wherein the two DAAs include therapeutic agent 1 and therapeutic agent 4 with ribavirin. Therapeutic agent 1 and therapeutic agent 4 can be administered in therapeutically effective amounts to provide a SVR (for example, a SVR8, SVR12, SVR16 or SVR24) after treatment duration of no more than 12 weeks, preferably no more than 8 weeks. The interferon non-responder patients include partial interferon responders and interferon rebound patients. The interferon nonresponder patient may have HCV genotype 1, such as 1a. The interferon nonresponder patient may have HCV genotype 1b. The interferon nonresponder patient can have HCV genotype 2 or 3, such as HCV genotype 2a. In some embodiments, the patient may have HCV genotype 2b. In other embodiments the patient may have HCV genotype 3a. In some embodiments, it is contemplated to treat other HCV genotypes. The treatment can be administered for a duration of no more than 12 weeks, including but not limited to, no more than 11 weeks, no more than 10 weeks, no more than 9 weeks, but preferably no more than 8 weeks, no more than 7 weeks, no more than 6 weeks, no more than 5 weeks, no more than 4 weeks, or no more than 3 weeks, e.g., the duration being 12 weeks, or the duration being 8 weeks. Therapeutic agent 1 can be provided in a total daily dosage of an amount from about 5 mg to about 300 mg, alternatively from about 5 mg to about 250 mg, alternatively from about 25 mg to about 100 mg. The total daily dosage of therapeutic agent 1 can be, but is not limited to, for example, about 5 mg, about 10 mg, about 15 mg, about 20 mg, about 25 mg, about 30 mg, about 40 mg, about 50 mg, about 60 mg, about 70 mg, about 80 mg, about 90 mg, about 100 mg, about 110 mg, about 120 mg, about 125 mg, about 130 mg, about 140 mg, about 150 mg, about 160 mg, about 170 mg, about 180 mg, about 190 mg, about 200 mg, about 210 mg, about 220 mg, about 230 mg, about 240 mg, about 250 mg, about 260 mg, about 270 mg, or about 300 mg. Therapeutic agent 4 can be administered with therapeutic agent 1 wherein therapeutic agent 1 is administered in any of the dosages described above. Therapeutic agent 4 can be provided in combination with therapeutic agent 1 in a total daily dose of therapeutic agent 4 of from about 5 mg to about 350 mg, preferably from about 5 mg to about 350 mg, more preferably from about 25 mg to about 200 mg. The total daily dosage of therapeutic agent 4 can be, but is not limited to, for example, about 5 mg, about 10 mg, about 15 mg, about 20 mg, about 25 mg, about 30 mg, about 40 mg, about 50 mg, about 60 mg, about 70 mg, about 75 mg, about 80 mg, about 90 mg, about 100 mg, about 110 mg, about 120 mg, about 120 mg, about 130 mg, about 140 mg, about 150 mg, about 160 mg, about 170 mg, about 180 mg, about 190 mg, about 200 mg, about 210 mg, about 220 mg, about 230 mg, about 240 mg, about 250 mg, about 260 mg, about 270 mg, about 280 mg, about 290 mg, about 300 mg, about 310 mg, about 320 mg, about 330 mg, about 340 mg, or about 350 mg. In some embodiments, ritonavir can be either co-administered or administered separately with therapeutic agent 1.

Suitable dosages of ritonavir include, from about 50 mg to about 400 mg per day, preferably about 100 mg per day. In suitable embodiments, therapeutic agent 1 and therapeutic agent 4 are administered once a day. Suitably, ribavirin may be administered in connection with therapeutic agent 1 and therapeutic agent 4 wherein therapeutic agent 1 and therapeutic agent 4 are administered in any combination of suitable dosages as described above. Suitable total daily dosages of ribavirin can be based on the weight of the patient and include, but are not limited to, from about 400 mg, to about 1400 mg, preferably from about 800 mg to about 1200 mg, including, for example, about 1000 mg per day for a patient < 75 kg or about 1200 mg per day for a patient \geq 75 kg. In some embodiments, if the treatment regimen of the present technology does not provide the desired SVR after treatments of no more than 12 weeks, the patient may be treated with interferon-containing regimen.

[0120] Accordingly, in some embodiments, the present technology features a method of treating HCV infection, comprising administering to a patient in need thereof an effective amount of a combination of two or more DAAs, together with an effective amount of ribavirin. The treatment lasts no more than 12 weeks, alternatively no more than 11 weeks, alternatively no more than 10 weeks, alternatively no more than 9 weeks, preferably no more than 8 weeks, alternatively no more than 7 weeks, alternatively no more than 6 weeks, alternatively no more than 5 weeks, alternatively no more than 4 weeks, alternatively no more than 3 weeks and does not include administration of any interferon. The DAAs and ribavirin can be administered at the same or different dosing frequencies. The patient being treated can be an HCV-treatment naïve patient or HCV-treatment experienced patient, including, interferon non-responders, interferon partial responders (patients whose HCV RNA levels declined but never became undetectable when treated with interferon), or relapsers (patients who achieved undetectable levels of HCV RNA during therapy but rebound) or a patient unable to take interferon. The patient can be infected with, for example and without limitation, HCV genotypes 1 or 2. In some embodiments are preferably genotypes 1a or 1b. In other embodiments, the HCV genotype is 2 or 3. Each DAA can be selected from HCV protease inhibitors, HCV polymerase inhibitors, or HCV NS5A inhibitors.

[0121] For instance, the combination of two or more DAAs can be a combination of at least one HCV protease inhibitor and at least one HCV polymerase inhibitor (e.g., a combination of at least one HCV protease inhibitor and at least one non-nucleoside polymerase inhibitor, or a combination of at least one HCV protease inhibitor and at least one nucleoside or nucleotide polymerase inhibitor, or a combination of at least one HCV protease inhibitor, at least one nucleoside or nucleotide polymerase inhibitor and at least one non-nucleoside inhibitor).

[0122] For another instance, the combination of two or more DAAs can be a combination of at least one HCV protease inhibitor and at least one HCV NS5A inhibitor. In an example, the combination

of two or more DAAs comprises GS-5885 (an NS5A inhibitor), and GS-9451 (a protease inhibitor, specifically an NS3 protease inhibitor). In some examples, GS-5885 is provided in a daily dose from about 3 mg to about 200 mg, alternatively from about 3 mg to about 100 mg, alternatively from about 30 mg to about 90 mg, including, but not limited to, for example, about 3 mg, about 5 mg, about 10 mg, about 15 mg, about 20 mg, about 25 mg, about 30 mg, about 40 mg, about 50 mg, about 60 mg, about 70 mg, about 80 mg, about 90 mg, about 100 mg, about 110 mg, about 120 mg, about 130 mg, about 140 mg, about 150 mg, about 160 mg, about 170 mg, about 180 mg, about 190 mg, or about 200 mg. GS-9451 can be administered in combination with any of the daily dosages of GS-5885 described above. GS-9451 can be administered in a total daily dose from about 100 mg to about 500 mg, alternatively from about 200 mg to about 400 mg, including, but not limited to, for example, about 100 mg, about 150 mg, about 200 mg, about 250 mg, about 300 mg, about 400 mg, or about 500 mg. Suitable examples include total daily dosages of about 30 mg GS-5885 and about 200 mg GS-9451; alternatively about 60 mg GS-5885 and about 200 mg GS-9451; alternatively about 90 mg GS-5885 and about 200 mg GS-9451.

[0123] In another instance, the present technology provides the at least two DAAs comprise at least two HCV polymerase inhibitors. In some embodiments, the at least two HCV polymerase inhibitors comprise at least one nucleoside or nucleotide analog polymerase inhibitor. In some embodiments, the at least two HCV polymerase inhibitors comprise at least two nucleoside or nucleotide analog polymerase inhibitors. Suitable nucleotide analog polymerase inhibitors include PSI-7977 (Pharmasset) and PSI-938 (Pharmasset). Suitable daily dosages of the at least one nucleoside or nucleotide analog polymerase inhibitor include from about 100 mg to about 500 mg, alternatively from about 200 mg to about 400 mg, including, but not limited to, for example, about 100 mg, about 150 mg, about 200 mg, about 250 mg, about 300 mg, about 350 mg, about 400 mg, about 450 mg, or about 500 mg. For example, a suitable combination includes a total daily dose of PSI-7977 of about 400 mg and a total daily of PSI-938 of about 300 mg, alternatively a total daily dose of about 200 mg PSI-7977 and a total daily dose of about 300 mg PSI-938. Suitably, ribavirin can be administered with the at least two DAAs, preferably in an amount based on weight of the subject, in a total daily dose of from about 400 mg to about 1400 mg, suitably about 1000 mg or about 1200 mg per day. For example, a suitable ribavirin daily treatment is weight based, for example, $1000 \text{ mg/day} < 75 \text{ kg}$ and $1200 \text{ mg/day} \geq 75 \text{ kg}$, divided twice daily (BID). In yet another instance, the combination of two or more DAAs comprises at least one HCV protease inhibitor and at least one HCV polymerase inhibitor. In some embodiments, the at least one protease inhibitor is TMC-435 (Medivir) and the at least one polymerase inhibitor is a nucleotide/nucleoside analog polymerase inhibitor, for example PSI-7977. Suitably, the at least one protease inhibitor, e.g. TMC-435, is provided in a total daily dosage from about 25 mg to about 250 mg, alternatively from about 25 mg to about 200 mg, alternatively from about 50 mg to about 200 mg, alternatively from about 75 mg to about

150 mg, for example, about 25 mg, about 50 mg, about 75 mg, about 100 mg, about 125 mg, about 150 mg, about 175 mg, or about 200 mg; and the at least one polymerase inhibitor (e.g. PSI-7977) is provided in a total daily dose from about 100 mg to about 500 mg, alternatively from about 200 mg to about 400 mg, including, but not limited to, for example, about 100 mg, about 150 mg, about 200 mg, about 250 mg, about 300 mg, about 350 mg, about 400 mg, about 450 mg, or about 500 mg. For example, a combination can be a total daily dosage of about 75 mg TMC-435 and about 400 mg PSI-7977, alternatively about 100 mg TMC-435 and about 400 mg PSI-7977, alternatively about 150 mg TMC-435 and about 400 mg PSI-7977, alternatively about 100 mg TMC-435 and about 400 mg PSI-7977, alternatively about 75 mg TMC-435 and about 200 mg PSI-7977, alternatively about 150 mg TMC-435 and about 200 mg PSI-7977, alternatively about 100 mg TMC-435 and about 200 mg PSI-7977, alternatively about 75 mg TMC-435 and about 100 mg PSI-7977, alternatively about 100 mg TMC-435 and about 100 mg PSI-7977, alternatively about 150 mg TMC-435 and about 100 mg PSI-7977, and can include other suitable combinations. Suitably, in some embodiments, ritonavir or a suitable equivalent can be added to the at least two DAAs comprising at least one protease inhibitor, suitably in an amount from about 100 mg to about 400 mg per day, preferably about 100 mg per day. Suitable ribavirin can be administered with the at least two DAAs, preferably in an amount based on weight of the subject, suitably about 1000 mg or about 1200 mg per day. For example, a suitable ribavirin daily treatment is weight based, for example, $1000 \text{ mg/day} < 75 \text{ kg}$ and $1200 \text{ mg/day} \geq 75 \text{ kg}$, divided twice daily (BID). In alternative embodiments, the at least one protease is BI-201335 (NS3/4A protease inhibitor) and the at least one HCV polymerase inhibitor is a non-nucleoside polymerase inhibitor, e.g. BI-207127. In some examples, the BI-201335 is provided in a total daily dose from about 100 mg to about 400 mg, alternatively from about 120 mg to about 240 mg, including about 100 mg, about 120 mg, about 125 mg, about 130 mg, about 140 mg, about 150 mg, about 160 mg, about 170 mg, about 180 mg, about 190 mg, about 200 mg, about 210 mg, about 220 mg, about 230 mg, about 240 mg, about 250 mg, about 275 mg, about 300 mg, about 320 mg, about 330 mg, about 350 mg, about 360 mg, about 370 mg, about 380 mg, or about 400 mg; and BI-207127 can be administered in a total daily dose from about 300 mg to about 3600 mg, preferably from about 1200 mg to about 2100 mg, including, but not limited to, for example, about 300 mg, about 400 mg, about 500 mg, about 600 mg, about 700 mg, about 750 mg, about 800 mg, about 900 mg, about 1000 mg, about 1100, about 1200 mg, about 1300 mg, about 1400 mg, about 1500 mg, about 1600 mg, about 1700 mg, about 1800 mg, about 1900 mg, about 2000 mg, about 2100 mg, about 2200 mg, about 2400 mg, about 2500 mg, about 2600 mg, about 2700 mg, about 2800 mg, about 3000 mg, about 3200 mg, about 3400 mg, or about 3600 mg. Suitable examples, include, but are not limited to, a combination of a total daily dose of about 120 mg BI-201335 and about 1200 mg BI-207127, alternatively about 120 mg BI-201335 and about 1500 mg BI-207127, alternatively about 120 mg BI-

201335 and about 1800 mg BI-207127, alternatively about 120 mg BI-201335 and about 2100 mg BI-207127, alternatively about 240 mg BI-201335 and about 1200 mg BI-207127, alternatively about 240 mg BI-201335 and about 1500 mg BI-207127, alternatively about 240 mg BI-201335 and about 1800 mg BI-207127, alternatively about 240 mg BI-201335 and about 2100 mg BI-207127. Suitably, in some embodiments, ritonavir or a suitable equivalent can be added to the at least two DAAs comprising at least one protease inhibitor, suitably in an amount of about 100 mg per day. Suitably, in some embodiments, ritonavir or a suitable equivalent can be added to the at least two DAAs comprising at least one protease inhibitor, suitable in an amount from about 100 mg to about 400 mg per day, preferably about 100 mg per day. Suitable ribavirin can be administered with the at least two DAAs, preferably in an amount based on weight of the subject, suitably from about 400 mg to about 1400 mg per day, for example, about 1000 mg or about 1200 mg per day. For example, a suitable ribavirin daily treatment is weight based, for example, from 400 mg to about 1400 mg, preferably about 1000 mg/day < 75 kg and 1200 mg/day ≥ 75 kg, divided twice daily (BID). In yet another example, the combination of two or more DAAs comprises telaprevir (VX-950, protease inhibitor) and VX-222 (non-nucleoside polymerase inhibitor). In some examples, the telaprevir is provided in total daily doses from about 1000 mg to about 2500 mg, alternatively from about 2000 mg to about 2500 mg, including, but not limited to, for example, about 1000 mg, about 1200 mg, about 1300 mg, about 1500 mg, about 1700 mg, about 1800 mg, about 1900 mg, about 2000 mg, about 2100 mg, about 2200 mg, about 2250 mg, about 2300 mg, about 2400 mg, about 2500 mg. VX-222 can be administered with telaprevir in any combination with the dosage amounts of telaprevir provided above. VX-222 can be provided in a total daily dosage from about 100 mg to about 1000 mg, alternatively from about 200 mg to about 800 mg, including, but not limited to, for example, about 100 mg, about 200 mg, about 300 mg, about 400 mg, about 500 mg, about 600 mg, about 700 mg, about 800 mg, about 900 mg, or about 1000 mg. In some examples, telaprevir can be a total daily dose of about 2250 mg and VX-222 can be a total daily dose of about 100 mg, alternatively telaprevir can be a total daily dose of about 2250 mg and VX-222 can be a total daily dose of about 200 mg, alternatively telaprevir can be a total daily dose of about 2250 mg and VX-222 can be a total daily dose of about 400 mg, alternatively telaprevir can be a total daily dose of about 2250 mg and VX-222 can be a total daily dose of about 600 mg, alternatively telaprevir can be a total daily dose of about 2250 mg and VX-222 can be a total daily dose of about 800 mg, alternatively telaprevir can be a total daily dose of about 1500 mg and VX-222 can be a total daily dose of about 200 mg, alternatively telaprevir can be a total daily dose of about 1500 mg and VX-222 can be a total daily dose of about 400 mg, alternatively telaprevir can be a total daily dose of about 1500 mg and VX-222 can be a total daily dose of about 800 mg. Suitably, telaprevir can be administered three times a day (TID), for example 3 times a day with 750 mg per dose. Other suitable daily dosage of telaprevir is 1125 mg twice a day (BID). Suitably, in some embodiments, ritonavir or a

suitable equivalent can be added to the at least two DAAs comprising at least one protease inhibitor, suitably in an amount of about 100 mg to about 400 mg per day, preferably about 100 mg per day. Suitable ribavirin can be administered with the at least two DAAs, preferably in an amount based on weight of the subject, from about 400 mg to about 1400 mg, suitably about 1000 mg or about 1200 mg per day. For example, a suitable ribavirin daily treatment is weight based, for example, 1000 mg/day < 75 kg and 1200 mg/day \geq 75 kg, divided twice daily (BID).

[0124] In yet another example, the combination of two or more DAAs includes danoprevir (protease inhibitor) and R7128 (nucleoside polymerase inhibitor). In some embodiments, danoprevir can be administered in a total daily dosage from about 100 mg to about 2000 mg, alternatively from about 200 mg to about 1800 mg, alternatively from about 400 mg to about 1800 mg, including, but not limited to, for example, about 100 mg, about 200 mg, about 300 mg, about 400 mg, about 500 mg, about 600 mg, about 700 mg, about 800 mg, about 900 mg, about 1000 mg, about 1100 mg, about 1200 mg, about 1300 mg, about 1400 mg, about 1500 mg, about 1600 mg, about 1700 mg, about 1800 mg, and other amounts therebetween. R7128 can be administered in a total daily dose from about 100 mg to about 2000 mg, alternatively from about 200 mg to about 2000 mg, alternatively from about 1000 mg to about 2000 mg, including, but not limited to, for example, about 150 mg, about 200 mg, about 400 mg, about 500 mg, about 600 mg, about 700 mg, about 800 mg, about 900 mg, about 1000 mg, about 1200 mg, about 1300 mg, about 1400 mg, about 1500 mg, about 1600 mg, about 1700 mg, about 1800 mg, about 1900 mg, or about 2000 mg. In some examples, the total daily dose of the danoprevir is about 200 mg and the total daily dose of R7128 is about 200 mg, alternatively the total daily doses of the danoprevir is about 400 mg and the total daily dose of R7128 is about 200 mg, alternatively, the total daily dose of the danoprevir is about 1000 mg and the total daily dose of R7128 at about 200 mg, alternatively the total daily dose of the danoprevir is about 1800 mg and the total daily dose of R7128 is about 200 mg, alternatively the total daily dose of the danoprevir is about 2000 mg and the total daily dose of R7128 is about 200 mg, alternatively the total daily dose of the danoprevir is about 400 mg and the total daily dose of R7128 is about 400 mg, alternatively, the total daily dose of the danoprevir is about 1000 mg and the total daily dose of R7128 is about 400 mg, alternatively the total daily dose of the danoprevir is about 2000 mg and the total daily dose of R7128 is about 400 mg, alternatively the total daily dose of the danoprevir is about 1800 mg and the total daily dose of R7128 is about 400 mg, alternatively the total daily dose of the danoprevir is about 400 mg and the total daily dose of R7128 is about 1000 mg, alternatively, the total daily dose of the danoprevir is about 1000 mg and the total daily dose of R7128 is about 1000 mg, alternatively the total daily dose of the danoprevir is about 2000 mg and the total daily dose of R7128 is about 1000 mg, alternatively the total daily dose of the danoprevir is about 1800 mg and the total daily dose of R7128 is about 1000 mg, alternatively the total daily dose of the danoprevir is about 400 mg and

the total daily dose of R7128 is about 2000 mg, alternatively, the total daily dose of the danoprevir is about 1000 mg and the total daily dose of R7128 is about 2000 mg, alternatively the total daily dose of the danoprevir is about 2000 mg and the total daily dose of R7128 is about 2000 mg, alternatively the total daily dose of the danoprevir is about 1800 mg and the total daily dose of R7128 is about 2000 mg. In suitable embodiments, danoprevir and R7128 can be administered with ritonavir, suitably in an amount of about 100 mg to about 400 mg per day, preferably about 100 mg per day. Suitable ribavirin can be administered with the at least two DAAs, preferably in an amount based on weight of the subject, from about 400 mg to about 1400 mg, suitably about 1000 mg or about 1200 mg per day. For example, a suitable ribavirin daily treatment is weight based, for example, 1000 mg/day < 75 kg and 1200 mg/day ≥ 75 kg, divided twice daily (BID).

[0125] In some other instances of the present technology, the combinations of two or more DAAs may be at least one protease inhibitor and at least one NS5A inhibitor. In some examples, the at least one protease inhibitor is an NS3 protease inhibitor. In some embodiments, the at least one protease inhibitor and at least one NS5A inhibitor comprises BMS-650032 (BMS) and BMS-790052 (BMS) respectively. In suitable embodiments, BMS-650032 can be administered in a total daily dose from about 300 mg to about 1500 mg, alternatively from about 500 mg to about 1500 mg, including, but not limited to, for example, about 300 mg, about 400 mg, about 500 mg, about 600 mg, about 700 mg, about 800 mg, about 900 mg, about 1000 mg, about 1100 mg, about 1200 mg, about 1300 mg, about 1400 mg, and about 1500 mg, and BMS-790052 (BMS) can have a total daily dose from about 10 mg to about 200 mg, alternatively from about 50 mg to about 100 mg, including, but not limited to, for example, about 10 mg, about 20 mg, about 30 mg, about 40 mg, about 50 mg, about 60 mg, about 75 mg, about 100 mg, about 125 mg, about 150 mg, or about 200 mg. In suitable examples, BMS-650032 (BMS) total daily dose is about 1200 mg and BMS-790052 (BMS) total daily dose is about 60 mg, alternatively BMS-650032 (BMS) total daily dose is about 300 mg and BMS-790052 (BMS) total daily dose is about 60 mg. Suitable ribavirin can be administered with the at least two DAAs, preferably in an amount based on weight of the subject, from about 400 mg to about 1400 mg, suitably about 1000 mg or about 1200 mg per day. For example, a suitable ribavirin daily treatment is weight based, for example, 1000 mg/day < 75 kg and 1200 mg/day ≥ 75 kg, divided twice daily (BID).

[0126] In some other instances of the present technology, the combinations of two or more DAAs may be at least one nucleoside or nucleotide polymerase inhibitor, at least one protease inhibitor, and at least one NS5A inhibitor. In some examples, the at least one protease inhibitor is an NS3 protease inhibitor. In some embodiments, the at least one nucleoside or nucleotide polymerase inhibitor is INX-189, the at least one protease inhibitor is BMS-650032 (asunaprevir), and the at least one NS5A inhibitor comprises is BMS-790052 (daclatasivir). Such embodiments are especially contemplated for treating a

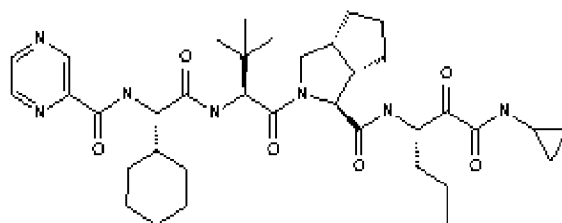
patient infected with HCV genotype 1, such as genotype 1a or 1b (particularly genotype 1a), as well as patients infected with other HCV genotypes, such as genotypes 2 or 3. In suitable embodiments, INX-189 can be administered in a total daily dose from about 5 mg to about 400 mg, alternatively from about 25 mg to about 200 mg, including but not limited to, for example, about 5 mg, about 10 mg, about 15 mg, about 20 mg, about 25 mg, about 30 mg, about 40 mg, about 50 mg, about 60 mg, about 70 mg, about 80 mg, about 90 mg, about 100 mg, about 110 mg, about 120 mg, about 125 mg, about 130 mg, about 140 mg, about 150 mg, about 160 mg, about 170 mg, about 180 mg, about 190 mg, about 200 mg, about 210 mg, about 220 mg, about 230 mg, about 240 mg, about 250 mg, about 260 mg, about 270 mg, or about 300 mg. In suitable embodiments, BMS-650032 can be administered in a total daily dose from about 300 mg to about 1500 mg, alternatively from about 500 mg to about 1500 mg, including, but not limited to, for example, about 300 mg, about 400 mg, about 500 mg, about 600 mg, about 700 mg, about 800 mg, about 900 mg, about 1000 mg, about 1100 mg, about 1200 mg, about 1300 mg, about 1400 mg, and about 1500 mg, and BMS-790052 (BMS) can have a total daily dose from about 10 mg to about 200 mg, alternatively from about 50 mg to about 100 mg, including, but not limited to, for example, about 10 mg, about 20 mg, about 30 mg, about 40 mg, about 50 mg, about 60 mg, about 75 mg, about 100 mg, about 125 mg, about 150 mg, or about 200 mg. In suitable examples, BMS-650032 (BMS) total daily dose is about 1200 mg and BMS-790052 (BMS) total daily dose is about 60 mg, alternatively BMS-650032 (BMS) total daily dose is about 300 mg and BMS-790052 (BMS) total daily dose is about 60 mg. Suitable ribavirin can be administered with the at least two DAAs, preferably in an amount based on weight of the subject, from about 400 mg to about 1400 mg, suitably about 1000 mg or about 1200 mg per day. For example, a suitable ribavirin daily treatment is weight based, for example, 1000 mg/day < 75 kg and 1200 mg/day ≥ 75 kg, divided twice daily (BID).

[0127] For still another instance, the combination of two or more DAAs can be a combination of at least one HCV protease inhibitor, at least one HCV polymerase inhibitor, and at least one HCV NS5A inhibitor. In an example, the combination of two or more DAAs comprises GS-5885 (an NS5A inhibitor), GS-9190 (tegobuvir, a non-nucleoside polymerase inhibitor), and GS-9451 (a protease inhibitor, specifically a NS3 protease inhibitor). In some examples, GS-5885 is provided in a daily dose from about 3 mg to about 200 mg, alternatively from about 3 mg to about 100 mg, alternatively from about 30 mg to about 90 mg, including, but not limited to, for example, about 3 mg, about 5 mg, about 10 mg, about 15 mg, about 20 mg, about 25 mg, about 30 mg, about 40 mg, about 50 mg, about 60 mg, about 70 mg, about 80 mg, about 90 mg, about 100 mg, about 110 mg, about 120 mg, about 130 mg, about 140 mg, about 150 mg, about 160 mg, about 170 mg, about 180 mg, about 190 mg, or about 200 mg, and GS-9190 is provided in a daily dose from about 10 mg to about 100 mg, alternatively from about 30 mg to about 90 mg, including, but not limited to, for example, about 10 mg, about 20 mg, about 30 mg, about 40

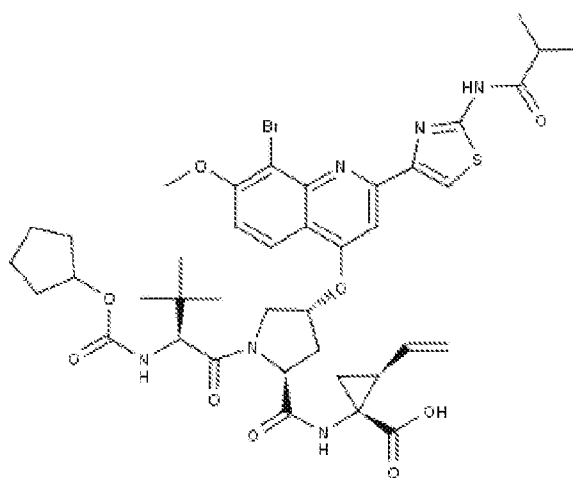
mg, about 50 mg, about 60 mg, about 70 mg, about 80 mg, about 90 mg, or about 100 mg; and GS-9451 can be administered in a daily dose from about 100 mg to about 500 mg, alternatively from about 200 mg to about 400 mg, including, but not limited to, about 100 mg, about 150 mg, about 200 mg, about 250 mg, about 300 mg, about 400 mg, or about 500 mg. Suitably examples include about daily amounts of about 30 mg GS-5885, about 60 mg GS-9190 and about 200 mg GS-9451; alternatively about 60 mg GS-5885, about 60 mg GS-9190, and about 200 mg GS-9451; alternatively about 90 mg GS-5885, about 60 mg GS-9190, and about 200 mg GS-9451. In some embodiments the GS-9190, GS-9451, and GS-5885 is administered with ritonavir or a suitable equivalent, suitably in an amount of about 100 mg to about 400 mg per day, preferably about 100 mg per day. Suitable ribavirin can be administered with the at least two DAAs, preferably in an amount based on weight of the subject, from 400 mg to about 1400 mg, suitably about 1000 mg or about 1200 mg per day. For example, a suitable ribavirin daily treatment is weight based, for example, $1000 \text{ mg/day} < 75 \text{ kg}$ and $1200 \text{ mg/day} \geq 75 \text{ kg}$, divided twice daily (BID). For still another instance, the combination of two or more DAAs can be a combination of at least one HCV protease inhibitor, at least one HCV polymerase inhibitor, and at least one HCV NS5A inhibitor.

[0128] In another embodiment, the present technology provides interferon-free treatment comprising administering daily two DAAs with ribavirin, where the two DAAs include a HCV polymerase inhibitor, for example PSI-7977 and a NS5A inhibitor, for example BMS-790052 for a duration of no more than eleven weeks, preferably no more than eight weeks. PSI-7977 and BMS-790052 are administered in an effective amount to provide an SVR (for example, an SVR8, SVR12, SVR16, or SVR24) with a treatment duration of no more than eleven weeks, no more than ten weeks, no more than nine weeks, no more than eight weeks, no more than seven weeks, no more than six weeks, no more than five weeks, no more than four weeks or no more than three weeks. The patients can be treatment naïve patients or treatment experienced patients. In some embodiments, the patients can have HCV genotype 1, such as 1a or 1b. In some embodiments, the patients can have genotype 2 or 3, such as 2a, 2b or 3a. PSI-7977 can be provided in a total daily dose of from about 100 mg to about 500 mg, alternatively from about 200 mg to about 400 mg, including, but not limited to, for example, about 100 mg, about 150 mg, about 200 mg, about 250 mg, about 300 mg, about 350 mg, about 400 mg, about 450 mg, about 500 mg. BMS-790052 can be administered in combination with PSI-7977 at any daily dose of PSI-7977 provided above. BMS-790052 (BMS) can have a total daily dose of from about 10 mg to about 200 mg, alternatively from about 50 mg to about 100 mg, including, but not limited to, about 10 mg, about 20 mg, about 30 mg, about 40 mg, about 50 mg, about 60 mg, about 75 mg, about 100 mg, about 125 mg, about 150 mg, or about 200 mg. In one suitable example, PSI-7977 is administered in a total daily dose of 400 mg and BMS-790052 is administered in a total daily dose of 60 mg.

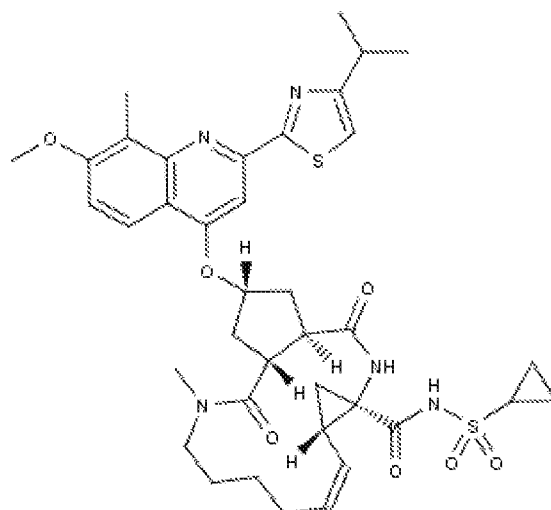
[0129] The chemical structures of some of these HCV inhibitors as reported by numerous sources are provided below:



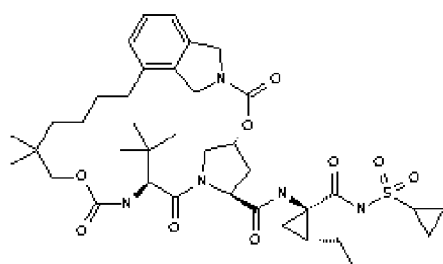
Telaprevir



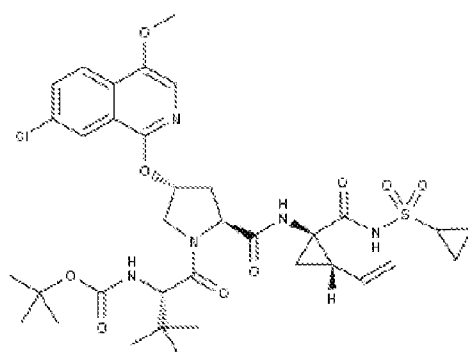
BI-201335



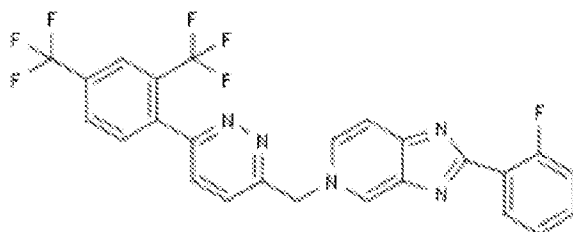
TMC-435 (TMC-435350)



Vaniprevir, MK-7009

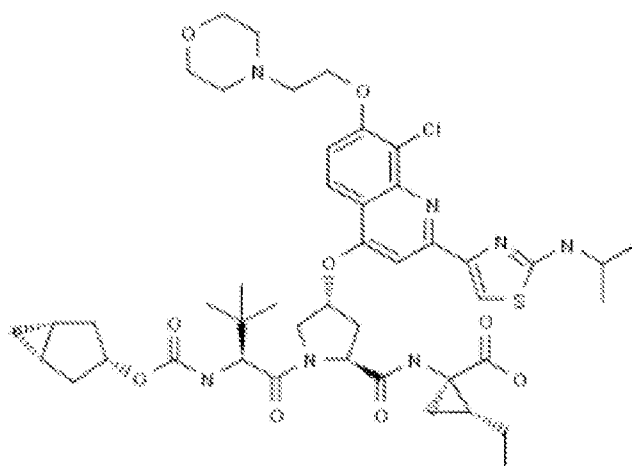


BMS-650032 (Asunaprevir)



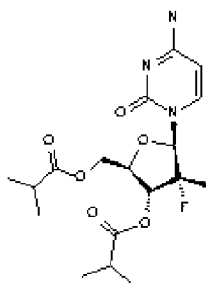
Tegobuvir

GS-333126 (GS-9190 or tegobuvir)

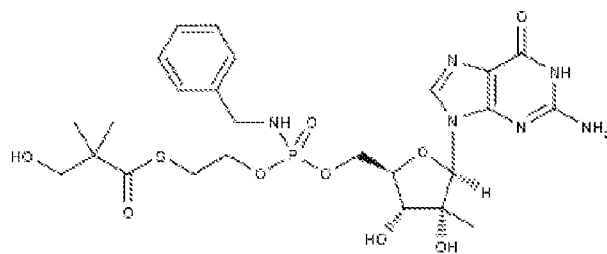


GS-9451

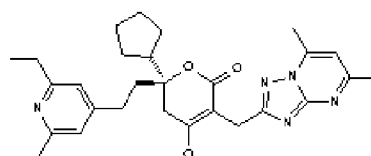
GS-9451



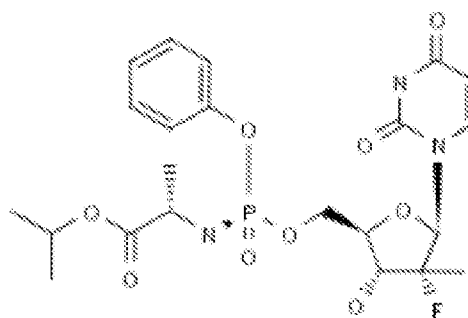
Mericitabine (R-4048)



IDX-184

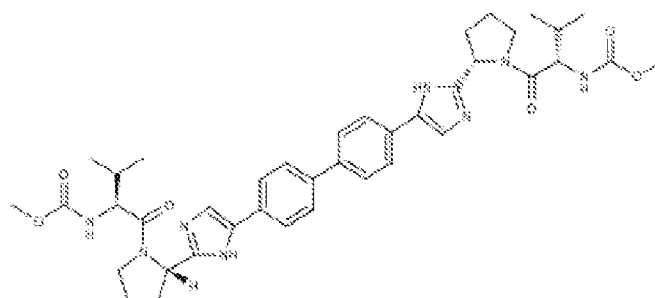


filibuvir (PF-00868554)

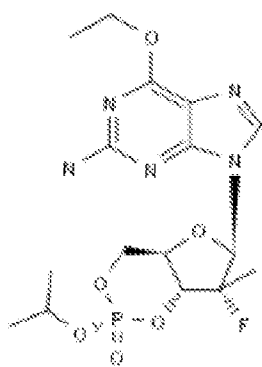
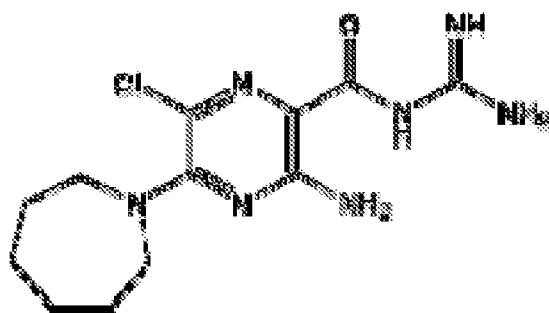
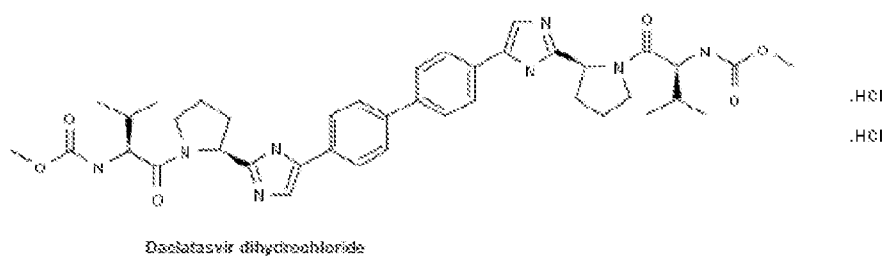


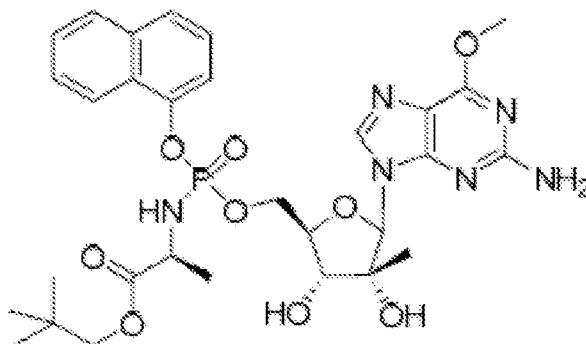
PSI-7977

PSI-7977



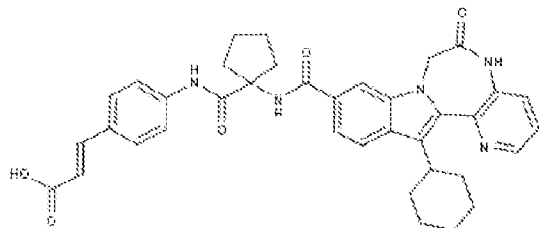
BMS-790052 (daclatasvir)





INX-189

[0130] It has also been reported that BMS-791325 has the following structure:



See also publications at

<http://www1.easl.eu/easl2011/program/Posters/Abstract680.htm>; and

<http://clinicaltrials.gov/show/NCT00664625>. For GS-5885, see publications at

http://www.natap.org/2011/EASL/EASL_68.htm;

<http://www1.easl.eu/easl2011/program/Posters/Abstract1097.htm>; and

<http://clinicaltrials.gov/ct2/show/NCT01353248>.

[0131] Any HCV inhibitor described herein encompasses its suitable salt forms when it is used in therapeutic treatments or pharmaceutical formulations.

[0132] The following table lists non-limiting examples of the treatment regimens of the present technology. In each treatment regimen, the at least two DAA with or without ritonavir, are administered daily to an HCV patient under such treatment. Each treatment is interferon-free. Administration of ribavirin is included in each regimen. Each treatment regimen may also optionally comprise administering one or more other additional DAAs to the patient. The duration of each treatment regimen may last, for example and without limitation, no more than 12 weeks, no more than 11 weeks, no more than 10 weeks, no more than 9 weeks, no more than 8 weeks, alternatively no more than 7 weeks, alternatively no more than 6 weeks, alternatively no more than 5 weeks, alternatively no more than 4 weeks and may depend on the patient's response. In any given regimen described below, the drugs can be, for example and without limitation, co-formulated in a single solid dosage form.

[0133] For instance, all drugs used in a regimen can be co-formulated in amorphous forms or molecularly dispersed in a matrix comprising a water-soluble polymer and optionally a surfactant; for another instance, therapeutic agent 1 and ritonavir (RTV) are formulated in an amorphous form or molecularly dispersed in a matrix comprising a water-soluble polymer and optionally a surfactant, and the other drug(s) are in crystalline form(s) and combined with amorphous Compound 1 and RTV in a single solid dosage form. For yet another instance, Compound 1 and RTV are formulated in a different dosage form than the other drug(s).

Table 1

Non-Limiting Examples of Interferon-free Treatment Regimens with two or more DAAs (with ribavirin and with or without ritonavir)**

Regimen	Drugs Used in Treatment	Suitable total daily dosages
1	Therapeutic Agent 1* +	150 to 250 mg (pref. 150, 200, 250 mg)
	Therapeutic Agent 4	5 mg to 300 mg (pref. 25 mg)
2	Therapeutic Agent 1* +	150 to 250 mg (pref. 150, 200, 250 mg)
	Therapeutic Agent 4 +	5 mg to 300 mg (pref. 25 to 200 mg)
	Therapeutic Agent 2	300 to 1800 mg (pref. 400 mg or 800 mg)
3	Therapeutic Agent 1* +	150-250 mg (pref. 150 mg or 250 mg)
	Therapeutic Agent 3 +	50 mg-1000 mg (pref. 400 mg)
	Therapeutic Agent 4	5 mg-300 mg (pref. 25 mg-200 mg, more pref. 25 mg)
4	Therapeutic Agent 1* +	150-250 mg (150 mg, 200 mg or 250 mg)
	Therapeutic Agent 2	300-1800 mg (pref. 200 mg, 800 mg)
5	Therapeutic Agent 1* +	50 mg to 250 mg (pref. 50 mg or 250 mg)
	Therapeutic Agent 3	50 mg to 1000 mg (pref. 400 mg to 800 mg)
6	PSI-7977 +	100 mg to 500 mg (pref. 200, 400 mg)
	PSI-938	100 mg to 500 mg (pref. 300 mg)
7	BMS-790052 +	10 mg to 200 mg (pref. 60 mg)
	BMS-650032	300 mg to 1500 mg (pref. 1200 mg)
8	GS-5885+	3 mg to 200 mg (pref. 30 mg to 90 mg)
	GS-9190+	30 mg to 90 mg (pref. 60 mg)
	GS-9451	100 mg to 500 mg (pref. 200 mg)

Regimen	Drugs Used in Treatment	Suitable total daily dosages
9	GS-5885+	3 mg to 200 mg (pref. 30 to 90 mg)
	GS-9451	100 mg to 500 mg (pref. 200 mg)
10	BI-201335 +	100 mg to 400 mg (pref. 120 mg or 240 mg)
	BI-207127	300 mg to 3600 mg (pref. 1200 mg to 2100 mg)
11	PSI-7977+	100 mg to 500 mg (pref. 400 mg)
	TMC-435	25 mg to 200 mg (pref. 75 mg to 150 mg)
12	telaprevir +	1000 mg to 2500 mg (pref. 2250 mg)
	VX-222	200 mg to 800 mg
13	Danoprevir* +	100 mg to 2000 mg (pref. 200 mg or 400 mg)
	R7128	100 mg to 2000 mg (pref. 200 mg, 400 mg, 1000 mg or 2000 mg)
14	Danoprevir +	100 mg to 2000 mg (pref. 800 mg or 1000 mg, or 1800 mg or 2000 mg)
	R7128	100 mg to 2000 mg (pref. 200 mg, 400 mg, 1000 mg or 2000 mg)
15	PSI-7977 +	100 mg to 500 mg (pref. 400 mg)
	daclatasvir (BMS-790052)	10-200 mg (pref. 60 mg)
16	PSI-7977 +	100 mg to 2000 mg (pref. 1800 mg or 2000 mg)
	asunaprevir (BMS-650032)	300-1500 mg (pref. 1200 mg)
17	PSI-7977 +	100 mg to 500 mg (pref. 400 mg)
	daclatasvir (BMS-790052)	10-200 mg (pref. 60 mg)
	asunaprevir (BMS-650032)	300-1500 mg (pref. 1200 mg)

- ritonavir or a suitable equivalent can be added to any one of these treatments as described and may be added to any of these treatments at a daily total dosage as described in the present technology; preferably ritonavir is co-formulated with therapeutic agent 1 or danoprevir; the dose of ritonavir preferably is 100 mg. Pref. = preferred
- ** in each regimen, ribavirin preferably is used in a weight based amount from 400 mg to 1400 mg (pref. 1000 to 1200 mg)

[0134] Additional non-limiting examples of interferon-free treatment regimens with two or more DAAs, with ribavirin and with or without ritonavir or a suitable equivalent, including the following: (a) Therapeutic Agent 1 at a total daily dose of 5 mg to 150 mg (pref. 5 mg, 25 mg, 50 mg, or 100 mg) with ritonavir or a suitable equivalent, and Therapeutic Agent 4 at a total daily dose of 5 mg to 150 mg (pref. 5 mg, 25 mg, 50 mg, or 100 mg); (b) Therapeutic Agent 1 at a total daily dose of 5 mg to 200 mg (pref. 5 mg, 25 mg, 50 mg, 100 mg) with ritonavir or a suitable equivalent, Therapeutic Agent 4 at a total daily dose of 5 mg to 200 mg (pref. 25 mg or 100 mg), and Therapeutic Agent 2 at a total daily dose of 200 mg to 800 mg (pref. 400 mg or 800 mg); (c) Therapeutic Agent 1 at a total daily dose of 5 mg to 150 mg (pref. 5 mg, 25 mg, 50 mg, or 100 mg) with ritonavir or a suitable equivalent, Therapeutic Agent 3 at a total daily dose of 100 mg to 600 mg (pref. 400 mg), and Therapeutic Agent 4 at a total daily dose of 5 mg to 300 mg (pref. 25 mg to 200 mg, more pref. 25 mg); (d) Therapeutic Agent 1 at a total daily dose of 5 mg to 150 mg (pref. 5 mg, 25 mg, 50 mg, 100 mg) with ritonavir or a suitable equivalent, and Therapeutic Agent 2 at a total daily dose of 200-800 mg; (e) GS-5885 at a total daily dose of 3-200 mg (pref. 30-90 mg), GS-9190 at a total daily dose of 30-90 mg (pref. 60 mg), and GS-9451 at a total daily dose of 100-500 mg (pref. 200 mg); (f) GS-5885 at a total daily dose of 3 mg to 200 mg (pref. 30 mg, 60 mg, or 90 mg), and GS-9451 at a total daily dose of 100 mg to 500 mg (pref. 200 mg); (g) BI-201335 at a total daily dose of 100 mg to 400 mg (pref. 120 mg, 240 mg), and BI-207127 at a total daily dose of 300 mg to 3600 mg (pref. 1200 or 1500 mg, 1800 mg or 2100 mg); (h) PSI-7977 at a total daily dose of 100 mg to 500 mg (pref. 100, 200 mg), and TMC-435 at a total daily dose of 25 mg to 200 mg (pref. 75 mg, 100 mg, or 150 mg); (i) telaprevir at a total daily dose of 1000 mg to 2500 mg (pref. 1500 mg or 2250 mg), and VX-222 at a total daily dose of 100 mg to 800 mg (pref. 100 mg, 200 mg, 400 mg, 600 mg or 800 mg); (j) INX-189 at a total daily dose of 5 mg to 400 mg (pref. 50 mg, 100 mg or 200 mg), and daclatasvir (BMS-790052) at a total daily dose of 10 mg to 200 mg (pref. 60 mg); (k) INX-189 at a total daily dose of 5 mg to 400 mg (pref. 50 mg, 100 mg or 200 mg), and asunaprevir (BMS-650032) at a total daily dose of 300 mg to 1500 mg (pref. 1200 mg); and (l) INX-189 at a total daily dose of 5 mg to 400 mg (pref. 50 mg, 100 mg or 200 mg), daclatasvir (BMS-790052) at a total daily dose of 10 mg to 200 mg (pref. 60 mg), and asunaprevir (BMS-650032) at a total daily dose of 300 mg to 1500 mg (pref. 1200 mg). In any of these examples, ritonavir or a suitable equivalent can be added to any one of these treatments as described and may be added to any of these treatments at a daily total dosage as described in the present technology; preferably ritonavir is co-formulated with therapeutic agent 1 or danoprevir; the dose of ritonavir preferably is 100 mg. In these examples, ribavirin preferably is used in a weight based amount from 400 mg to 1400 mg (pref. 1000 to 1200 mg).

[0135] The treatments of the present technology may be effective in treating HCV infection against HCV genotypes 1, 2, 3, 4, 5, 6, including subgenotypes, such as 1a, 1b, 2a, and 3a.

[0136] In general and depending on patients' conditions, the total daily dose of the DAAs of the present technology may be administered (either as a single or divided dose) in amounts from about 0.001 mg/kg to about 200 mg/kg, or from about 0.001 mg/kg to about 30 mg/kg, or from about 0.001 mg/kg to about 30 mg/kg, or from about 0.01 mg/kg, to about 10 mg/kg (i.e. mg of the compound or salt per kg body weight), and include any amounts or ranges there between, including, but not limited to increments of 0.001 mg/kg, 0.005 mg/kg, 0.01 mg/kg, 0.05 mg/kg, and multiple factors thereof (e.g. 0.25x, 0.5x, 1x, 2x, 3x, 5x, 10x, 100x, etc.). Suitable dosages of the DAAs of the present technology include, but are not limited to, from about 25 mg to about 2000 mg, from about 25 mg to about 1500 mg, from about 25 mg to about 1600 mg, from about 25 mg to about 1000 mg, from about 25 mg to about 800 mg, from about 25 mg to about 500 mg, from about 25 mg to about 250 mg, from about 50 mg to about 2000 mg, from about 50 mg to about 1500 mg, from about 50 mg to about 1600 mg, from about 50 mg to about 1000 mg, from about 50 mg to about 800 mg, from about 50 mg to about 500 mg, from about 50 mg to about 250 mg, and include, but are not limited to, for example, about 25 mg, about 30 mg, about 35 mg, about 40 mg, about 45 mg, about 50 mg, about 55 mg, about 60 mg, about 65 mg, about 70 mg, about 80 mg, about 90 mg, about 95 mg, about 100 mg, about 110 mg, about 120 mg, about 130 mg, about 140 mg, about 150 mg, about 160 mg, about 165 mg, about 170 mg, about 180 mg, about 190 mg, about 200 mg, about 210 mg, about 220 mg, about 230 mg, about 250 mg, and includes any increments there between, including increments of about 1 mg, about 2 mg, about 3 mg, about 4 mg, about 5 mg, about 6 mg, about 10 mg, about 15 mg, about 20 mg, about 25, and multiples thereof (e.g. 0.25x, 0.5x, 1x, 2x, 3x, 5x, 10x, 100x, etc.). It will be understood, however, that the specific dose level for any particular patient will depend upon a variety of factors including the activity of the specific compound employed, the age, body weight, general health, sex, diet, time of administration, route of administration, rate of excretion, drug combination, and the severity of the disease undergoing therapy.

[0137] The cytochrome P-450 inhibitor may be administered in any suitable amount such as, for example, in doses of from about 0.3 mg/kg to about 2 mg/kg or from about 0.6 mg/kg to about 1.5 mg/kg. As non-limiting examples, the cytochrome P-450 inhibitor may be administered in a total daily dose amount of from about 25 mg to about 300 mg, or from about 50 mg to about 250 mg, or from about 100 mg to about 200 mg. In some embodiments, the cytochrome P-450 inhibitor is administered in a total daily dose of about 100 mg to about 400 mg, preferably about 100 mg. In some embodiments, the cytochrome P-450 inhibitor is administered in a total daily dose amount of about 25 mg. In some embodiments, the cytochrome P-450 inhibitor is administered in a total daily dose amount of about 50 mg. In some embodiments, the cytochrome P-450 inhibitor is administered in a total daily dose amount of about 75 mg. In some embodiments, the cytochrome P-450 inhibitor is administered in a total daily dose

amount of about 100 mg. In some embodiments, the cytochrome P-450 inhibitor is administered in a total daily dose amount of about 125 mg.

[0138] The one or more DAAs and ribavirin can be administered, for example and without limitation, concurrently or sequentially, and at the same or different frequencies. For instance, For example, one DAA can be administered immediately before or after the administration of another DAA. A short delay or time gap may exist between the administration of one DAA and that of another DAA. The frequency of administration may also be different. For example, a first DAA may be administered once a day and a second DAA may be administered twice or three times a day. For example, a first DAA with or without ritonavir may be administered once daily, and a second DAA may be administered twice daily.

[0139] The DAAs of the present technology can be co-formulated in a single dosage form. Non-limiting examples of suitable dosage forms include liquid or solid dosage forms. For example, a dosage form of compound 1 as a solid dosage form is described in U.S. Patent Application Publication No. 2011/0312973, filed March 8, 2011 and entitled "Solid Compositions", the entire content of which is incorporated herein by reference. More preferably, the dosage form is a solid dosage form in which at least one of the DAAs is in an amorphous form, or highly preferably molecularly dispersed, in a matrix which comprises a pharmaceutically acceptable water-soluble polymer and a pharmaceutically acceptable surfactant. The other DAAs can also be in an amorphous form or molecularly dispersed in the matrix, or formulated in different form(s) (e.g., in a crystalline form).

[0140] The DAAs of the present technology can be formulated in different dosage forms. It will be understood that the total daily dosage of the compounds and compositions to be administered will be decided by the attending physician within the scope of sound medical judgment.

[0141] In one embodiment, a method for treating a naïve subject comprises administering Therapeutic agent 1 at a dose of 150 mg, therapeutic agent 2 at a dose of 400 mg or 800 mg, ritonavir at a dose of 100 mg, and an effective amount of ribavirin (for example, 1000 mg or 1200 mg, or an amount based on the weight of the subject), once a day for 12 weeks. At the end of treatment, the subject has no detectable virus.

[0142] In one embodiment, a method for treating a naïve subject comprises administering Therapeutic agent 1 at a dose of 50 mg, Therapeutic agent 2 at a dose of 400 mg or 800 mg, ritonavir at a dose of 100 mg, and an effective amount of ribavirin (for example, 1000 mg or 1200 mg, or an amount based on the weight of the subject), once a day for 12 weeks. At the end of treatment, the subject has no detectable virus.

[0143] In one embodiment, a method for treating a naïve subject comprises administering Therapeutic agent 1 at a dose of 250 mg, Therapeutic agent 2 at a dose of 400 mg BID, ritonavir at a dose

of 100 mg, and an effective amount of ribavirin (for example, 1000 mg or 1200 mg, or an amount based on the weight of the subject), once a day for 12 weeks. At the end of treatment, the subject has no detectable virus.

[0144] In another embodiment, a method for treating a naïve subject comprises administering Therapeutic agent 1 at a dose of 150 mg, Therapeutic agent 2 at a dose of 400 mg BID, ritonavir at a dose of 100 mg, and an effective amount of ribavirin (for example, 1000 mg or 1200 mg, or an amount based on the weight of the subject), once a day for 12 weeks. At the end of treatment, the subject has no detectable virus.

[0145] In yet another embodiment, a method for treating a peginterferon + ribavirin (P/RBV) non-responder comprises administering Therapeutic agent 1 at a dose of 150 mg, Therapeutic agent 2 at a dose of 400 mg BID, ritonavir at a dose of 100 mg, and an effective amount of ribavirin (for example, 1000 mg or 1200 mg, or an amount based on the weight of the subject), once a day for 12 weeks. At the end of treatment, the subject has no detectable virus.

[0146] In yet another embodiment, a method for treating a peginterferon + ribavirin (P/RBV) non-responder comprises administering Therapeutic agent 1 at a dose of 50 mg, Therapeutic agent 2 at a dose of 400 mg BID, ritonavir at a dose of 100 mg, and an effective amount of ribavirin (for example, 1000 mg or 1200 mg, or an amount based on the weight of the subject), once a day for 12 weeks. At the end of treatment, the subject has no detectable virus.

[0147] In one embodiment, a method for treating a naïve subject comprises administering Therapeutic agent 1 at a total daily dose of 150 mg, Therapeutic agent 3 at a total daily dose of 400 mg, ritonavir at a dose of 100 mg, and an effective amount of ribavirin (for example, 1000 mg or 1200 mg, or an amount based on the weight of the subject), once a day for 12 weeks. At the end of treatment, the subject has no detectable virus.

[0148] In another embodiment, a method for treating a naïve subject comprises administering Therapeutic agent 1 at a total daily dose of 100 mg or 200 mg, Therapeutic agent 4 at a total daily dose of 25 mg, ritonavir at a dose of 100 mg, and an effective amount of ribavirin (for example, 1000 mg or 1200 mg, or an amount based on the weight of the subject), once a day for 12 weeks. At the end of treatment, the subject has no detectable virus.

[0149] In yet another embodiment, a method for treating a naïve subject comprises administering Therapeutic agent 1 at a total daily dose of 100 mg or 150 mg, Therapeutic agent 2 at a total daily dose of 400 mg BID, Therapeutic agent 4 at a total daily dose of 25 mg, ritonavir at a dose of 100 mg, and an effective amount of ribavirin (for example, 1000 mg or 1200 mg, or an amount based on the weight of the subject), once a day for 12 weeks. At the end of treatment, the subject has no detectable virus.

[0150] It should be understood that the above-described embodiments and the following examples are given by way of illustration, not limitation. Various changes and modifications within the scope of the present invention will become apparent to those skilled in the art from the present description.

Example 1 Use of 2-DAA Combination with Ribavirin (RBV) to Treat Treatment-Naïve Subjects Infected with HCV Genotype 1

[0151] Previously untreated subjects having HCV infection were treated with a protease inhibitor (in combination with ritonavir), a polymerase inhibitor, and ribavirin. The treatment was without interferon.

[0152] Subjects included 11 treatment naïve subjects between the ages of 18 and 65. All subjects completed 12 weeks of therapy with Compound 1 and ritonavir (Compound 1/r) dosed in combination with Compound 3 and ribavirin (RBV). Compound 1 (150 mg once daily (QD)) was dosed with 100 mg QD ritonavir, 400 mg QD Compound 3, and weight-based amounts of RBV in treatment naïve subjects infected with genotype (GT) 1 HCV.

[0153] HCV RNA levels were measured by TaqMan assay. Five of the eleven subjects had hepatitis C ribonucleic acid (HCV RNA) <25 IU/mL (*i.e.*, below the limit of quantification) at 2 weeks. Another five subjects had undetectable levels of HCV RNA at 2 weeks. At week 3, three of the eleven subjects had HCV RNA levels of less than 25 IU/mL, and eight subjects had undetectable levels of HCV RNA. Ten of the eleven subjects had undetectable levels of HCV RNA at 4 weeks, and one subject had an HCV RNA level of less than 25 IU/mL. All eleven subjects had undetectable levels of HCV RNA at 5 weeks. HCV RNA levels remained undetectable in all subjects at week 6, 7, 8, 9, 10, 11 and 12. All subjects had undetectable levels of HCV RNA at post-treatment weeks 2 and 4. At post-treatment weeks 8 and 12, a single subject had detectable HCV RNA (breakthrough), and the remaining 10 subjects did not have any detectable level of HCV RNA. These remaining ten subjects were further tested at post-treatment weeks 16 and 24, and all of them had undetectable levels of HCV RNA at both timepoints.

Example 2A Use of 2-DAA Combination with Ribavirin to Treat Treatment-Naïve or Non-Responder Subjects Infected with HCV Genotype 1

[0154] Group 1. Previously untreated subjects having HCV infection were treated with a protease inhibitor (in combination with ritonavir), a polymerase inhibitor, and ribavirin. The treatment was without interferon.

[0155] Subjects included 19 treatment naïve subjects between the ages of 18 and 65. One subject discontinued the study at week 3. All of the remaining 18 subjects completed 12 weeks of therapy

with Compound 1/r dosed in combination with Compound 2 and RBV. Compound 1 (250 mg QD) was dosed with 100 mg QD ritonavir, 400 mg BID Compound 2, and RBV in treatment naïve subjects infected with GT1 HCV.

[0156] Group 2. Previously untreated subjects having HCV infection were treated with a protease inhibitor (in combination with ritonavir), a polymerase inhibitor, and ribavirin. The treatment was without interferon.

[0157] Subjects included 14 treatment naïve subjects between the ages of 18 and 65. One subject discontinued the study at week 1. Therefore, a total of 13 subjects were under study. All of the thirteen subjects completed 12 weeks of therapy with Compound 1/r dosed in combination with Compound 2 and RBV. Compound 1 (150 mg QD) was dosed with 100 mg QD ritonavir, 400 mg BID Compound 2, and RBV in treatment naïve subjects infected with GT1 HCV.

[0158] Group 3. Peginterferon + ribavirin (P/RBV) non-responders were treated with a protease inhibitor (in combination with ritonavir), a polymerase inhibitor, and ribavirin. The treatment was without interferon.

[0159] Subjects included 17 P/RBV non-responders between the ages of 18 and 65. Subjects were treated with Compound 1/r dosed in combination with Compound 2 and RBV for 12 weeks. Compound 1 (150 mg QD) was dosed with 100 mg QD ritonavir, 400 mg BID Compound 2, and RBV in P/RBV non-responders infected with GT1 HCV. During the treatment, four patients had breakthroughs and discontinued the study before week 7.

[0160] The baseline characteristics of the patients are shown in the table below.

Table 2

	Group 1	Group 2	Group 3
Genotype (1a/1b)	17/2	11/3	16/1
IL28B:			
CC	10	5	0
CT	7	7	11
TT	2	2	5
Undetermined	0	0	1
Median baseline HCV RNA (log IU/mL)	6.4 [4.1-7.2]	6.9 [3.1-7.5]	6.9 [6.0-7.8]

[0161] Results from Group 1. Ten of the nineteen subjects had HCV RNA <25 IU/mL at 2 weeks. Another eight had undetectable levels of HCV RNA at 2 weeks. At week 3, one subject discontinued, four of the remaining 18 subjects had HCV RNA levels of less than 25 IU/mL, and fourteen of the remaining 18 subjects had undetectable levels of HCV RNA. At week 4, seventeen of the remaining 18 subjects had undetectable levels of HCV RNA; one subject had HCV RNA <25 IU/mL. At week 5, all of the remaining 18 subjects had undetectable levels of HCV RNA. At week 6, seventeen of the remaining 18 subjects had undetectable levels of HCV RNA, and one subject had HCV RNA <25 IU/mL. At weeks 7, 8, 9, 10, 11 and 12, all of the remaining 18 subjects had undetectable levels of HCV RNA (one subject was not tested at week 12). At post-treatment weeks 2, 4, 8, and 12 all of the remaining 18 subjects (including the one who was not tested at week 12 during treatment) had undetectable levels of HCV RNA. At post-treatment week 24, seventeen of the remaining 18 subjects were tested, and all of the seventeen subjects tested had undetectable levels of HCV RNA.

[0162] Results from Group 2. Of the thirteen subjects tested, six had HCV RNA <25 IU/mL at 2 weeks. Another six subjects had undetectable levels of HCV RNA at 2 weeks. At week 3, two subjects had HCV RNA levels of less than 25 IU/mL, and ten subjects had undetectable levels of HCV RNA. Eleven of the thirteen subjects had undetectable levels of HCV RNA at 4 weeks and two had HCV RNA <25 IU/mL. At weeks 5, 6, 7, 8, 9 and 10, all thirteen subjects that were tested had undetectable levels of HCV RNA. One subject had detectable levels of HCV RNA at week 11 (the remaining 12 subjects had undetectable levels of HCV RNA at week 11), but HCV RNA levels in that subject, as well as all other subjects, were undetectable at week 12. At post-treatment weeks 2, 4, 8 and 12, all thirteen subjects tested (including the one who had detectable levels of HCV RNA at week 11 during treatment) had undetectable levels of HCV RNA.

[0163] Results from Group 3. Seven of the seventeen subjects tested had HCV RNA <25 IU/mL at 2 weeks. Another seven subjects had undetectable levels of HCV RNA at 2 weeks. Three subjects had detectable levels of HCV RNA at 2 weeks. At week 3, three subjects had HCV RNA levels of less than 25 IU/mL, twelve subjects had undetectable levels of HCV RNA, and two subjects had detectable levels of HCV RNA. At week 4, two subjects had HCV RNA levels of less than 25 IU/mL, thirteen subjects had undetectable levels of HCV RNA, and two subjects had detectable levels of HCV RNA. Sixteen subjects were tested at 5 weeks; thirteen subjects had undetectable levels of HCV RNA and three subjects had detectable levels of HCV RNA. Fifteen subjects were tested at 6 weeks; twelve subjects had undetectable levels of HCV RNA and three subjects had detectable levels of HCV RNA. All thirteen subjects that were tested at 7 weeks had undetectable levels of HCV RNA. Twelve of the thirteen subjects that were tested at 8 weeks had undetectable levels of HCV RNA; one subject had HCV RNA levels of less than 25 IU/mL. All ten subjects that were tested at 9 weeks had undetectable levels of HCV

RNA. Twelve of the thirteen subjects that were tested at 9 weeks had undetectable levels of HCV RNA; one subject had detectable levels of HCV RNA. Twelve of the thirteen subjects that were tested at 10 weeks had undetectable levels of HCV RNA; one subject had detectable levels of HCV RNA. Eleven of the twelve subjects that were tested at 11 weeks had undetectable levels of HCV RNA; one subject had HCV RNA levels of less than 25 IU/mL. Ten of the twelve subjects that were tested at week-12 of the treatment had undetectable levels of HCV RNA; one subject had HCV RNA levels of less than 25 IU/mL, and another subject had detectable levels of HCV RNA. The one subject that had HCV RNA levels of less than 25 IU/mL at week-12 of the treatment had breakthrough at post-treatment week 2. At post-treatment weeks 2 and 4, ten subjects that had undetectable HCV RNA at week-12 of the treatment were tested: eight of the ten subjects had undetectable levels of HCV RNA; and the remaining two subjects had detectable HCV RNA (breakthrough). The eight subjects that had undetectable HCV RNA at post-treatment weeks 2 and 4 were further test at post-treatment week 8 and found no detectable HCV RNA.

Example 2B Use of 2-DAA Combination with Ribavirin to Treat Treatment-Naïve Subjects Infected with Genotype 1, 2 or 3

[0164] Ten previously untreated subjects infected with HCV genotype 1 were treated with a 2-DAA combination with ribavirin. The treatment was interferon-free. The 2-DAA combination included Compound 1/r (200/100 mg QD) and Compound 4 (25 mg QD). The weight based dosing of ribavirin ranged from 1000 to 1200 mg divided twice daily. At weeks 5, 6 and 7 of the treatment, nine of the ten subjects showed no detectable HCV RNA; and the remaining one subject had HCV RNA levels of less than 25 IU/mL. At week 8 of the treatment, five of the nine subjects were tested and showed no detectable HCV RNA. At weeks 9 and 10 of the treatment, four of the five subjects were further tested and found no detectable HCV RNA. At week 11, two of the four subjects were tested and found no detectable HCV RNA.

[0165] Nine previously untreated subjects infected with HCV genotype 2 were treated with the same regimen of this Example. At week 4 of the treatment, seven of the nine subjects were tested and showed no detectable HCV RNA. At week 5 of the treatment, five of the seven subjects were tested and found no detectable HCV RNA. At weeks 6 and 7 of the treatment, four of the five subjects were tested and found no detectable HCV RNA. At week 8 the treatment, three of the four subjects were tested and found no detectable HCV RNA. At weeks 9, 10 and 11 of the treatment, one of the three subjects were tested and found no detectable HCV RNA.

[0166] Similarly, ten previously untreated subjects infected with HCV genotype 3 were treated with the same regimen of this Example. At week 5 of the treatment, two subjects had viral rebound; seven of the remaining eight subjects had no detectable HCV RNA; and one of the remaining eight

subjects had HCV RNA levels of less than 25 IU/mL. At week 6 of the treatment, the seven subjects that had achieved undetectable HCV RNA were further tested and found no detectable HCV RNA. At week 7 of the treatment, five of the seven subjects were tested and found no detectable HCV RNA. At week 8 of the treatment, four of the five subjects were tested and found no detectable HCV RNA. At weeks 9 and 10 of the treatment, two of the four subjects were tested and found no detectable HCV RNA.

Example 2C Use of 2-DAA Combination with Ribavirin to Treat Treatment-Experienced Subjects Infected with Genotype 1

[0167] Six treatment-experienced subjects with HCV genotype 1 infection were treated with a 2-DAA combination with ribavirin for 12 weeks. The treatment was interferon-free. The 2-DAA combination included Compound 1/r (200/100 mg QD) and Compound 4 (25 mg QD). The weight based dosing of ribavirin ranged from 1000 to 1200 mg divided twice daily. These patients had previously undergone a standard interferon/ribavirin therapy but were not responsive (interferon non-responders).

[0168] At week 6 of the treatment, all six subjects showed no detectable HCV RNA. At week 8 of the treatment, five of the six subjects were tested and, among them, five showed no detectable HCV RNA and one had HCV RNA levels of less than 25 IU/mL. At week 10 of the treatment, one of the six subjects were tested and found no detectable HCV RNA.

Example 2D Use of 3-DAA Combination with Ribavirin to Treat Treatment-Naïve or Treatment-Experienced Subjects Infected with Genotype 1

Treatment-Naïve Patients

[0169] Six previously untreated subjects having HCV genotype 1 infection were treated with a 3-DAA combination with ribavirin for 8 weeks. The treatment was interferon-free. The 3-DAA combination included Compound 1/r (150/100 mg QD), Compound 2 (400 mg BID), and Compound 4 (25 mg QD). The weight based dosing of ribavirin ranged from 1000 to 1200 mg divided twice daily. At week 8 of the treatment, all six subjects had no detectable HCV RNA. At post-treatment weeks 2 and 4, all six subjects had no detectable HCV RNA.

[0170] Nine previously untreated subjects having HCV genotype 1 infection were treated with a 3-DAA combination with ribavirin for 12 weeks. The treatment was interferon-free. The 3-DAA combination included Compound 1/r (150/100 mg QD or 100/100 mg QD), Compound 2 (400 mg BID), and Compound 4 (25 mg QD). The weight based dosing of ribavirin ranged from 1000 to 1200 mg divided twice daily. At week 8 of the treatment, all nine subjects had no detectable HCV RNA. At week 12 of the treatment, eight of the nine subjects were tested, and all eight subjects had no detectable HCV

RNA. At post-treatment week 2, three of the eight subjects were further tested and showed no detectable HCV RNA. At post-treatment week 4, one of the eight subjects were tested and showed no detectable HCV RNA.

Treatment-Experienced Patients

[0171] Ten treatment-experienced subjects with HCV genotype 1 infection were treated with a 3-DAA combination with ribavirin for 12 weeks. The treatment was interferon-free. The 3-DAA combination included Compound 1/r (150/100 mg QD or 100/100 mg QD), Compound 2 (400 mg BID), and Compound 4 (25 mg QD). The weight based dosing of ribavirin ranged from 1000 to 1200 mg divided twice daily. These patients had previously undergone a standard interferon/ribavirin therapy but were not responsive (interferon non-responders).

[0172] At weeks 6 and 8 of the treatment, all ten subjects showed no detectable HCV RNA. At week 10 of the treatment, six of the ten subjects were tested and showed no detectable HCV RNA. At week 12, three of the ten subjects were tested and found no detectable HCV RNA. At post-treatment week 2, one of the three subjects were tested and showed no detectable HCV RNA. At post-treatment week 4, two of the subjects were tested and showed no detectable HCV RNA.

Example 3 Synergistic concentrations of compound 1 and compound 2 in genotype 1b HCV replicon assay.

[0173] Examples 3-5 are for illustration and do not limit the scope of this disclosure in any way. Not to be bound by any theory, the unexpected synergistic effects from combining different classes of HCV inhibitors (e.g., a combination of a protease inhibitor (such as compound 1) and a polymerase inhibitor (such as compound 2), or a combination of a protease inhibitor (such as compound 1) and a NS5A inhibitor (such as compound 4)) may contribute to the effectiveness of the short-duration, interferon-free therapies of the present technology.

[0174] *Materials:* A replicon cell line was derived from the human hepatoma cell line Huh7. It was derived from HCV genotype 1b (Con1), and is a bicistronic subgenomic replicon, essentially similar to those described in Science 285(5424):110-3 (1999). The first cistron of the construct contains a firefly luciferase reporter and a neomycin phosphotransferase selectable marker. Replicon cells were maintained in Dulbecco's Modified Eagle Media (DMEM) containing 100 IU/ml penicillin, 100 mg/ml streptomycin (Invitrogen), 200 mg/ml G418, an aminoglycoside antibiotic (Invitrogen) and 10% fetal bovine serum (FBS) at 37° C and 5% CO₂.

[0175] *Replicon Cell Culture:* Replicon cells were seeded at a density of 5000 cells per well of a 96-well plate in 100 µl DMEM containing 5% FBS. The following day, compounds 1 and 2 were diluted

in dimethyl sulfoxide (DMSO) to generate a 200X stock in a series of 6 two-fold dilutions. The dilution series was then further diluted 100-fold in the medium containing 5% FBS.

[0176] *Combination Studies:* Combination studies were performed to evaluate the interaction effects of therapeutic agent 1 and therapeutic agent 2 in the replicon assay described above. The purpose of these studies was to determine whether there are doses or concentrations of each compound where synergy or antagonism is demonstrated with the other compound. Three experiments with three plates in each experiment were performed on three separate days. Six concentrations of compound 1 alone and six concentrations of compound 2 alone were assayed in each plate. In addition, 36 combinations of concentrations of the two compounds were assayed for each plate. The variable analyzed was the fraction of inhibition of the luciferase signal.

[0177] The dilutions of each compound were combined with the dilutions of the other compound in a checkerboard fashion. The concentrations tested were chosen to ensure that the EC₅₀ for each compound alone is in the middle of the serial dilution range. Medium with inhibitor(s) was added to the cell culture plates already containing 100 µl of DMEM with 5% FBS. The cells were incubated in a tissue culture incubator at 37° C and 5% CO₂ for three days. The inhibitor effects of compounds on HCV replication were determined by measuring activity of a luciferase reporter gene using a Luciferase Assay System kit (Promega) following the manufacturer's instructions. Passive Lysis buffer (30 µl, Promega) was added to each well, and the plates were incubated for 15 minutes with rocking to lyse the cells. Luciferin solution (100 µl, Promega) was added to each well and the luciferase activity was measured using a Victor II luminometer (Perkin-Elmer). To determine the EC₅₀, the luciferase inhibition data were analyzed using GraphPad Prism 4 software. Three experiments were performed with three replicates per experiment. The percent inhibition results were analyzed for synergy, additivity and antagonism according to the Pritchard and Shipman model (Antiviral Research 14:181-206 (1990)).

[0178] *Combination Analysis:* Prichard and Shipman proposed a direct approach to solve this drug-drug interaction problem. The method was able to calculate theoretical additive effects directly from the individual dose-response curves determined in the assay. The calculated theoretical additivity was then compared to the experimental dose-response surface, and subsequently subtracted to reveal any areas of aberrant interaction. The following equation was used to calculate the theoretical additive effects:

$$Z = X + Y(1 - X) = X + Y - XY ,$$

where Z is the total inhibition produced by the combination of drugs X and Y, with X and Y representing the inhibition produced by drugs X and Y alone respectively.

[0179] A difference between the actual observed fraction of inhibition and the predicted value was calculated for each concentration combination for each plate in each experiment to determine

whether the observed combined effect was greater than the theoretical additive effect Z calculated from the equation above. For each concentration combination, the replicates (across all plates and experiments) were used to calculate a mean difference between observed and predicted fraction of inhibition, its standard error and its two-sided 95% confidence interval.

[0180] Synergy or antagonism for a concentration combination was determined based on the following 2 rules: First, the 95% CI of the mean difference between observed and predicted fraction of inhibition at each concentration combination is calculated. If the lower bound of 95% CI is larger than zero, then the drug combination would be considered having a synergistic effect; if the upper bound of 95% CI is less than zero, then the drug combination would be considered having an antagonistic effect; otherwise, no significant antagonism or synergy at this concentration combination.

[0181] Second, the synergistic or antagonistic effect must have its relative mean difference, the absolute mean difference divided by its corresponding observed mean inhibition, greater than 1%. By doing this, small differences of statistical significance caused by very small variance could be excluded.

[0182] *Combination of Therapeutic Agent 1 and Therapeutic Agent 2:* The inhibitory effects on replicons produced by each drug alone or in combination with the other at concentrations up to ten-fold above the EC_{50} were examined in the genotype 1b (Con1) replicon using a checkerboard titration pattern (two-fold serial dilutions) in a standard three-day antiviral assay. The concentrations tested were chosen to ensure that the EC_{50} values of the compounds were in the middle of the serial dilution range. For compound 1, concentrations ranged from 0.031 nM to 1.0 nM. For compound 2, concentrations ranged from 0.125 nM to 4.0 nM. Synergy, additivity, and antagonism were evaluated using the Pritchard and Shipman model.

[0183] *Results:* The results of the assay analysis are illustrated in Figures 1 and 2 and Table 3. In the 3-D surface plot of Figure 1, deviations from expected interactions between compound 1 and compound 2 are purely additive at concentrations associated with a horizontal plane at 0%. Synergistic interactions between compound 1 and compound 2 appear as a peak above the horizontal plane with a height corresponding to the percent above calculated additivity. Antagonistic interactions between compound 1 and compound 2 appear as a pit or trough below the horizontal plane with a negative value signifying the percent below the calculated additivity. Synergistic interactions appear as dark grey, additive interactions appear white, and antagonistic interactions appear as speckled.

[0184] As illustrated in the 3-D surface plot of Figure 1 and the contour plot of Figure 2, an additive or synergistic effect exists at most of the concentrations for compound 1 and compound 2. In particular, there is a concentration region showing synergy at most concentrations of compound 1 and at the lower to mid-range dose concentrations of compound 2.

[0185] Table 3 below lists combinations of concentrations of compound 1 and compound 2 with statistically significant synergistic or antagonistic effects based on the Prichard and Shipman model analysis. For each combination of concentrations, Table 3 includes the mean difference in the observed and predicted fraction of inhibition, the standard deviation or error of the mean difference, and the upper and lower limits of the 95% confidence interval.

[0186] According to Table 3, all of the combinations of compound 1 and compound 2 listed in the table have statistically significant synergistic effects.

[0187] The results presented in Figures 1 and 2 and Table 3 demonstrate that the combination of therapeutic agent 1 and therapeutic agent 2 achieves additivity or synergy at most of the concentration combinations of the two agents. Taken together, these *in vitro* replicon results suggest that therapeutic agent 2 should produce a significant antiviral effect in patients when administered in combination with therapeutic agent 1 in patients infected with HCV.

Table 3

Compound 2, nM	Compound 1, nM	Mean difference in fraction of inhibition: Observed - Predicted	Standard error of mean difference	Lower 95% confidence limit	Upper 95% confidence limit
.125	.12500	0.06176	0.023352	0.007912	0.11561
.125	.25000	0.05321	0.022199	0.002024	0.10440
.125	.50000	0.01176	0.002680	0.005583	0.01794
.250	.25000c	0.06626	0.020630	0.018692	0.11384
.250	.50000	0.01061	0.002677	0.004438	0.01679
.500	.06250	0.04373	0.014897	0.009375	0.07808
.500	.12500	0.10416	0.026757	0.042454	0.16586
.500	.25000	0.09327	0.019859	0.047471	0.13906
.500	.50000	0.01422	0.003333	0.006535	0.02191
1.00	.06250	0.06696	0.020488	0.019715	0.11421
1.00	.12500	0.14103	0.021289	0.091939	0.19013
1.00	.25000	0.11027	0.016762	0.071617	0.14892
1.00	.50000	0.01365	0.002312	0.008315	0.01898
2.00	.06250	0.05974	0.007690	0.042004	0.07747
2.00	.12500	0.10032	0.011820	0.073066	0.12758

Compound 2, nM	Compound 1, nM	Mean difference in fraction of inhibition: Observed - Predicted	Standard error of mean difference	Lower 95% confidence limit	Upper 95% confidence limit
2.00	.25000	0.07117	0.009428	0.049428	0.09291
4.00	.03125	0.03235	0.003950	0.023236	0.04145
4.00	.06250	0.05141	0.004313	0.041470	0.06136
4.00	.12500	0.06572	0.004692	0.054901	0.07654
4.00	.25000	0.03452	0.004775	0.023509	0.04553

Example 4 Synergistic concentrations of compound 1 and compound 4 in genotype 1b HCV replicon assay.

[0188] *Materials:* The replicon cell line was derived from the human hepatoma cell line Huh7. It was derived from HCV genotype 1b (Con1), and is a bicistronic subgenomic replicon, essentially similar to those described in Science 285(5424):110-3 (1999). The first cistron of the construct contains a firefly luciferase reporter and a neomycin phosphotransferase selectable marker. Replicon cells were maintained in Dulbecco's Modified Eagle Media (DMEM) containing 100 IU/ml penicillin, 100 mg/ml streptomycin (Invitrogen), 200 mg/ml G418 (Invitrogen) and 10% fetal bovine serum (FBS) at 37° C and 5% CO₂.

[0189] *Replicon Cell Culture:* Replicon cells were seeded at a density of 5000 cells per well of a 96-well plate in 100 µl DMEM containing 5% FBS. The following day, compounds were diluted in dimethyl sulfoxide (DMSO) to generate a 200X stock in a series of 6 two-fold dilutions. The dilution series was then further diluted 100-fold in the medium containing 5% FBS.

[0190] *Combination Studies:* Combination studies were performed to evaluate the interaction effects of therapeutic agent 1 and therapeutic agent 4 in the replicon assay described above. The purpose of these studies was to determine doses or concentrations of each compound where synergy or antagonism is demonstrated with the other compound. Three experiments with three plates in each experiment were performed on three separate days. Six concentrations of compound 1 alone and six concentrations of compound 2 alone were assayed in each plate. In addition, 36 combinations of concentrations of the two compounds were assayed for each plate. The variable analyzed was the fraction of inhibition of the luciferase signal.

[0191] The dilutions of each compound were combined with the dilutions of the other compound in a checkerboard fashion. The concentrations tested were chosen to ensure that the EC₅₀ for each

compound alone is in the middle of the serial dilution range. Medium with inhibitor(s) was added to the cell culture plates already containing 100 μ l of DMEM with 5% FBS. The cells were incubated in a tissue culture incubator at 37° C and 5% CO₂ for three days. The inhibitor effects of compounds on HCV replication were determined by measuring activity of a luciferase reporter gene using a Luciferase Assay System kit (Promega) following the manufacturer's instructions. Passive Lysis buffer (30 μ l, Promega) was added to each well, and the plates were incubated for 15 minutes with rocking to lyse the cells. Luciferin solution (100 μ l, Promega) was added to each well and the luciferase activity was measured using a Victor II luminometer (Perkin-Elmer). To determine the EC₅₀, the luciferase inhibition data were analyzed using GraphPad Prism 4 software. Three experiments were performed with three replicates per experiment. The percent inhibition results were analyzed for synergy, additivity and antagonism according to the Pritchard and Shipman model (Antiviral Research 14:181-206 (1990)).

[0192] *Combination Analysis:* The Prichard and Shipman approach to calculating theoretical additive effects (described in Example 3) was used for the present example.

[0193] The difference between the actual observed fraction of inhibition and the predicted value was calculated for each concentration combination for each plate in each experiment to determine whether the observed combined effect was greater than the theoretical additive effect Z calculated from the Prichard and Shipman equation. For each concentration combination, the replicates (across all plates and experiments) were used to calculate a mean difference between observed and predicted fraction of inhibition, its standard error and its two-sided 95% confidence interval.

[0194] Synergy or antagonism for a concentration combination was determined based on the same rules set forth in Example 3.

[0195] *Combination of Therapeutic Agent 1 and Therapeutic Agent 4:* The inhibitory effects in replicon produced by each drug alone or in combination with the other at concentrations up to ten-fold above the EC₅₀ were examined in the genotype 1b (Con1) replicon using a checkerboard titration pattern (two-fold serial dilutions) in the standard three-day antiviral assay. The concentrations tested were chosen to ensure that the EC₅₀ values of the compounds were in the middle of the serial dilution range. For compound 4, concentrations ranged from 0.0002 nM to 0.0063 nM, and for compound 1, concentrations ranged from 0.023 nM to 0.75 nM. Synergy, additivity, and antagonism were evaluated using the Pritchard and Shipman model.

[0196] *Results:* The results of the assay analysis are illustrated in Figures 3 and 4 and Table 4. In the 3-D surface plot of Figure 3, deviations from expected interactions between compound 1 and compound 4 are purely additive at concentrations associated with a horizontal plane at 0%. Synergistic interactions between compound 1 and compound 4 appear as a peak above the horizontal plane with a height corresponding to the percent above calculated additivity. Antagonistic interactions

between compound 1 and compound 4 appear as a pit or trough below the horizontal plane with a negative value signifying the percent below the calculated additivity. Synergistic interactions appear as shades of dark grey, additive interactions appear white, and antagonistic interactions appear as speckled.

[0197] As illustrated in the 3-D surface plot of Figure 3 and the contour plot of Figure 4, an additive or synergistic effect exists at most of the concentrations for compound 1 and compound 4. In particular, there is a concentration region showing synergy at the lower dose concentrations of compound 4 and mid-range dose concentrations of compound 1.

[0198] Table 4 below lists combinations of concentrations of compound 1 and compound 4 with statistically significant synergistic or antagonistic effects based on the Prichard and Shipman Model analysis. For each combination of concentrations, Table 4 includes the mean difference in the observed and predicted fraction of inhibition, the standard deviation or error of the mean difference, and the upper and lower limits of the 95% confidence interval.

[0199] According to Table 4, most of the combinations of compound 1 and compound 4 listed in the table have statistically significant synergistic effects. A small amount of antagonism was observed at the lowest concentrations of compound 1.

[0200] The results presented in Figures 3 and 4 and Table 4 demonstrate that the combination of therapeutic agent 4 and therapeutic agent 1 achieves additivity at most of the concentration combinations of the two agents and achieves synergy at certain concentration combinations, in particular, at low concentrations of therapeutic agent 4 and mid-range concentrations of therapeutic agent 1. Taken together, these *in vitro* replicon results suggest that therapeutic agent 4 should produce a significant antiviral effect in patients when administered in combination with therapeutic agent 1 in patients infected with HCV.

Table 4

Compound 4, nM	Compound 1, nM	Mean difference in fraction of inhibition: Observed - Predicted	Standard error of mean difference	Lower 95% confidence limit	Upper 95% confidence limit
0.000197	0.375000	0.09895	0.033975	0.02060	0.17729
0.000394	0.187500	0.16900	0.038934	0.07922	0.25878
0.000394	0.375000	0.11401	0.027710	0.05011	0.17791
0.000788	0.187500	0.15349	0.038860	0.06388	0.24310
0.000788	0.375000	0.09992	0.027266	0.03704	0.16279
0.001575	0.023438	-0.08326	0.027126	-0.14582	-0.02071
0.001575	0.046875	-0.11894	0.026099	-0.17913	-0.05876

Compound 4, nM	Compound 1, nM	Mean difference in fraction of inhibition: Observed - Predicted	Standard error of mean difference	Lower 95% confidence limit	Upper 95% confidence limit
0.001575	0.187500	0.07958	0.020080	0.03328	0.12588
0.003150	0.023438	-0.10156	0.018406	-0.14401	-0.05912
0.003150	0.046875	-0.08091	0.014615	-0.11462	-0.04721

Example 5. Reduction of HCV-infected cells with combinations of therapeutic agents 1, 2 and 4

[0201] In order to quantify the frequency of resistant replicon colonies selected by therapeutic agent 1, therapeutic agent 2, therapeutic agent 4, or various combinations of these agents, the stable subgenomic replicon cell line derived from HCV genotype 1a (H77; Genbank accession number AF011751) was utilized. The replicon construct was bicistronic and the cell line was generated by introducing the constructs into cell lines derived from the human hepatoma cell line Huh-7. The replicon also has a firefly luciferase reporter and a neomycin phosphotransferase (Neo) selectable marker. The two coding regions, separated by the FMDV 2a protease, comprise the first cistron of the bicistronic replicon construct, with the second cistron containing the HCV NS3-NS5B coding region with addition of adaptive mutations E1202G, K1691R, K2040R and S2204I. This HCV replicon cell line was maintained in Dulbecco's modified Eagles medium (DMEM; Invitrogen) containing 10% (v/v) fetal bovine serum, 100 IU/ml penicillin, 100 µg/ml streptomycin, and 200 µg/ml G418 (all from Invitrogen). 1a-H77 replicon cells (105-106) were plated in 150 mm cell culture plates and grown in the presence of G418 (400 µg/ml) and compound 1, compound 2, and/or compound 4 at concentrations that were either 10-fold or 100-fold above the EC50 value for the HCV genotype 1a replicon cell line. The EC50 values for compound 1, compound 2, and compound 4 used for this experiment were 0.9, 7.7, and 0.01 nM, respectively. After three weeks of treatment, the majority of replicon cells were cleared of replicon RNA and, therefore, were unable to survive in the G418-containing medium since the replicon RNA included the neo marker conferring G418 resistance. The cells containing resistant replicon variants survived and formed colonies, and these colonies were stained with 1% crystal violet in 10% Protocol SafeFix II reagent (Fisher Scientific), and counted. As shown in Figure 5, the combination of compound 4 plus either compound 1 or compound 2 at either 10-fold or 100-fold above their respective EC50 value resulted in significantly fewer colonies than either compound 1, compound 2, or compound 4 alone at 10-fold or 100-fold above their respective EC50 value.

Example 6. Clinical Modeling for Interferon-free DAA Combination Therapies

[0202] This example describes a novel clinical model for evaluating optimal doses and durations of interferon-free HCV therapies using combinations of different DAAs. This model reasonably predicted the effectiveness of numerous DAA combinations in interferon-free, short-duration therapies.

[0203] A mechanistic model was used to model the relationship between DAA exposures and antiviral efficacy in HCV-infected subjects. This model was used to conduct clinical trial simulations of clinical outcomes following administration of various DAA combination regimens (e.g., specific DAA combinations and different doses of DAAs) and durations of therapy.

[0204] Numerous DAAs have been extensively documented to select mutants following short duration of monotherapy (e.g., less than 1 week). The viral dynamic model of this Example included single and double mutants. Specifically, the model included 2 single mutants and one double mutant for each of the 2-DAA combination regimens. Thus, a 2-DAA combination regimen (e.g., a combination of a protease inhibitor and a NS5A inhibitor) included 2 single mutants and one double mutant. A 3-DAA combination (e.g., a combination of a protease inhibitor, a non-nucleoside polymerase inhibitor (NNPI) and a NS5A inhibitor) included 3 single and 2 double mutants.

[0205] The model has 3 components: hepatocytes (uninfected or target cell), infected cell and viral dynamics. The differential equations describing the dynamics of the 3 components are as follows:

(1) Hepatocytes (Uninfected or Target Cell) Dynamics

$$dT/dt = s - d_e * T - (1-\eta) * \beta * T * (VLWT + VLPoly + VLProt + VLNS5A + VLNS5AProt + VLPolyProt)$$

(2) Infected Cell Dynamics

(a) *Infected with Wild type Virus*

$$d IWT/dt = (1-\eta) * \beta * T * VLWT - \delta * IWT$$

(b) *Infected with Polymerase Mutant Virus*

$$d IPoly/dt = (1-\eta) * \beta * T * VLPoly - \delta * IPoly$$

(c) *Infected with Protease Mutant Virus*

$$d IProt/dt = (1-\eta) * \beta * T * VLProt - \delta * IProt$$

(d) *Infected with NS5A Mutant Virus*

$$d INS5A/dt = (1-\eta) * \beta * T * VLNS5A - \delta * INS5A$$

(e) *Infected with Protease-NS5A Double Mutant Virus*

$$d \text{ INS5AProt}/dt = (1-\eta)*\beta *T*V\text{LNS5AProt} - \delta *\text{INS5AProt}$$

(f) *Infected with Protease- Polymerase Double Mutant Virus*

$$d \text{ IPolyProt}/dt = (1-\eta)*\beta *T*V\text{LPolyProt} - \delta *\text{IPolyProt}$$

(3) Viral dynamics

(a) *Wild Type Virus*

$$d \text{ VLwt}/dt = (1-3*\mu)*\rho*(1-\text{Eff1})*\text{IWT} + \mu *(\rho*(1-\text{Eff2})*\text{Fit1*IPoly} + \rho*(1-\text{Eff3})*\text{Fit2*IProt} + \rho*(1-\text{Eff4})*\text{Fit3*INS5A}) - c*\text{VLWT}$$

(b) *Polymerase Mutant Virus*

$$d \text{ VLPoly}/dt = (1-\mu -\phi)*\rho*(1-\text{Eff2})*\text{Fit1*IPoly} + \mu * \rho*(1-\text{Eff1})*\text{IWT} + \phi * \rho*(1-\text{Eff5})*\text{Fit4* IPolyProt} - c*\text{VLPoly}$$

(c) *Protease Mutant Virus*

$$d \text{ VLProt}/dt = (1-\mu -2*\phi)*\rho*(1-\text{Eff3})*\text{Fit2*IProt} + \mu * \rho*(1-\text{Eff3})*\text{IWT} + \phi *(\rho*(1-\text{Eff5})*\text{Fit4*IPolyProt} + \rho*(1-\text{Eff6})*\text{Fit5*INS5AProt}) - c*\text{VLProt}$$

(d) *NS5A Mutant Virus*

$$d \text{ VLNS5A}/dt = (1-\mu -\phi)*\rho*(1-\text{Eff4})*\text{Fit3*INS5A} + \mu * \rho*(1-\text{Eff1})*\text{IWT} + \phi * \rho*(1-\text{Eff6})*\text{Fit5*INS5AProt} - c*\text{VLNS5A}$$

(e) *NS5A and Protease Double Mutant Virus*

$$d \text{ VLNS5AProt}/dt = (1-2*\phi)*\rho*(1-\text{Eff6})*\text{Fit5*INS5AProt} + \phi *(\rho*(1-\text{Eff4})*\text{Fit3*INS5A} + \rho*(1-\text{Eff3})*\text{Fit2*IProt}) - c*\text{VLNS5AProt}$$

(f) *Poly and Protease Mutant Double Mutant Virus*

$$d \text{ VLPolyProt}/dt = (1-2*\phi)*\rho*(1-\text{Eff5})*\text{Fit4*IPolyProt} + \phi *(\rho*(1-\text{Eff2})*\text{Fit1*IPoly} + \rho*(1-\text{Eff3})*\text{Fit2*IProt}) - c*\text{VLPolyProt}$$

[0206]

The parameters used in the above equations are described in Table 5.

Table 5. Viral Dynamic Parameters

Parameter	Description
s	zero-order production of hepatocytes
T	number of Target or uninfected hepatocytes
de	first-order rate constant for the death of hepatocytes
β	rate-constant for the infection of hepatocytes by virus
δ	first-order rate constant for the death of infected hepatocytes
μ	probability of the formation of single mutants and mutation back to Wild-Type
ϕ	probability of the formation of double mutants and mutation back to single mutant
ρ	production rate of the Wild-Type virus
c	clearance rate of the virus
Eff1, Eff2, Eff3, Eff4	inhibition of production of Wild Type, polymerase, protease, and NS5A mutant
Eff5, Eff6	inhibition of production of polymerase-protease and NS5A-protease double mutant
Fit1, Fit2, Fit3	fitness of polymerase, protease and NS5A mutant relative to wild type virus
Fit4, Fit5	fitness of polymerase-protease and NS5A-protease double mutant relative to wild type virus
IWT, IPoly, Iprot, INS5A	number of cells infected with wild type, polymerase, protease and NS5A mutants

Parameter	Description
IPoly-Prot, INS5A-Prot	number of cells infected with polymerase-protease and NS5A-protease double mutant
VLWT, VLPoly, VLProt, VLNS5A	viral load for wild type virus, polymerase, protease and NS5A mutant virus
VLPoly-Prot, VLNS5A-Prot	viral load for polymerase-protease and NS5A-protease double mutant

[0207] As shown in the differential equations for viral dynamics, the effect of DAA is included as an inhibition of viral load production. For example, the effect of DAA(s) on production of wild type virus is given as $(1-\text{Eff1}) \cdot \rho$ where Eff1 is the fraction of viral production that is inhibited. In the absence of drug Eff1=0 and in the presence of drug Eff1 takes a value between 0 and 1. Eff1 is described by the Emax equation

$$\text{Eff1} = \text{Emax} \cdot \text{Conc} / (\text{EC}_{50} + \text{Conc})$$

where Emax represents maximum inhibition and is set to 1, Conc is the plasma DAA concentration and EC_{50} is the concentration that inhibits viral load production by 50%. As the fold-change in EC_{50} for the mutants compared to wild type virus was based on values obtained from in vitro replicon studies, EC_{50} was estimated only for wild type virus.

[0208] For DAA combinations, the effect was assumed to be multiplicative and incorporated as follows:

$$(1-\text{Eff1}) = (1-\text{Eff}_{\text{DAA1}}) \cdot (1-\text{Eff}_{\text{DAA2}}) \cdot (1-\text{Eff}_{\text{DAA3}})$$

[0209] The effect of ribavirin (RBV) was added on infection rate β as an Emax model. In presence of ribavirin, the infection rate decreases by a factor $(1-\eta)$ where

$$\eta = \text{Conc}_{\text{RBV}} / (\text{EC}_{50\text{-RBV}} + \text{Conc}_{\text{RBV}})$$

[0210] The model does not include a double mutant to the polymerase + NS5A inhibitors. In a 3-DAA regimens, a polymerase + NS5A double mutant is often wild type for the protease inhibitor. Hence, this double mutant is not expected to significantly affect clinical outcomes for a 3-DAA regimen simulation. On the other hand, the model can be readily adapted to simulate a 2-DAA regimen containing

a polymerase inhibitor and a NS5A inhibitor by treating the polymerase inhibitor (e.g., PSI-7977) as a protease inhibitor in the model.

[0211] The lowest available limit of detection (LOD) of viral load assays is 10 IU/mL. Assuming 3 virion particles per IU, this constitutes about 0.5 million viruses in the body at LOD. Hence, subjects have to be treated for significant period of time after their viral load falls below the LOD to achieve cure. This duration depends on the potency of the compounds and the individual response to therapy.

[0212] In order to predict the duration required for cure, a “threshold” concept was used. For simulations, an HCV-infected subject was assumed to achieve SVR when viral load reaches less than 1 virion in the total plasma and extracellular fluid volume (about 15000 mL), i.e., viral load measurement of <1 copy/15000 mL or <0.33 IU/15000 mL. This translates to about 5 log IU/mL. Cf. Snoeck E *et al.*, CLIN PHARMACOL THER. 87(6):706-13 (2010), wherein based on data from patients treated with peg-IFN and ribavirin, subjects were estimated to achieve SVR when the predicted number of infected cells fell below 1. While such low viral loads cannot be measured experimentally, they can be simulated using the viral dynamic model.

[0213] The model can be used to predict SVR for any combination of DAAs, with or without interferon, and with or without ribavirin.

[0214] As non-limiting examples, various interferon-free treatment regimens using different combinations of Compound 1, Compound 2 and/or Compound 4, with or without ribavirin, were evaluated using the model of this Example. The following approach was used to include mutants in the model:

- a. One single mutant per DAA
- b. One double mutant per DAA combination

[0215] For a combination of two DAAs, e.g., a combination of Compound 1 and Compound 2, the model included one mutant resistant to Compound 1, one mutant resistant to Compound 2, and one double mutant resistant to both Compound 1 and Compound 2. Compound 1 is coadministered or co-formulated with ritonavir (or another pharmacokinetics enhancer) to improve its drug exposure.

[0216] A double mutant to Compound 2 and Compound 4 was not included in the modeling. In the 3-DAA regimens, a Compound 2/Compound 4 double mutant is likely wild type for Compound 1 due to the high potency and resistant profile of Compound 1. Hence, the Compound 2/Compound 4 double mutant is not expected to affect clinical outcomes for treatments containing Compound 1.

[0217] Single mutants included in the model were based on mutants observed for the individual DAAs in the Phase 1b and 2a studies (e.g., clinical studies M10-351, M12-116, and M11-602). For double mutants with resistance to 2 DAA classes, the sensitivity (EC_{50}) of double mutants to drug was

assumed to be a combination of the 2 single mutants. Thus, for Compound 1 and Compound 2, the single mutants were D168V and M414T, respectively, and the double mutant was D168V-M414T. In this scenario, the D168V mutant would be less sensitive to Compound 1 but would be as sensitive to Compound 2 as wild type virus. Similarly, the M414T mutant would be less sensitive to Compound 2 but would be as sensitive to Compound 1 as wild type virus. The double mutant D168V-M414T would be less sensitive to both Compound 1 and Compound 2.

[0218] The fold change in EC_{50} for the mutants compared to wild type virus was based on values obtained from in vitro replicon studies. Since monotherapy data for Compound 4 indicated a variety of mutants with different EC_{50} s, a value of 1000x fold change in EC_{50} was used for Compound 4 for modeling and simulations.

[0219] Baseline prevalence of the mutants was estimated during model fitting, while the mutation rate was based on the literature values. Both baseline prevalence and mutation rate determined mutant fitness.

[0220] Pharmacokinetic data and viral load data from 140 treatment-naïve HCV-infected subjects were used to construct the model. For modeling, number of target cells at baseline, number of infected cells at baseline, death rate of target cells and mutation rates were based on literature values. *See, e.g.,* Snoeck et al. *supra*; Rong et al. SCI TRANSL MED. 2(30):30ra32 (2000); Neal and Pravin, ACOP 2009 (http://2009.go-acop.org/sites/all/assets/webform/Lauren-Neal_ACoP_2009.pdf); Neumann et al. SCIENCE 282(5386):103-7 (1998); Shudo et al. ANTIVIR THER. 13(7):919-26 (2008); and Dahari et al. J THEOR BIOL. 247(2):371-81 (2007). The production rate of virus and infection rate of virus were derived from other parameters in the model. All other parameters were estimated. Exposure-antiviral response modeling was performed using NONMEM 7.2.

[0221] Clinical trial simulations were performed using Trial Simulator version 2.2.1. Fifty subjects and 50 replicates were simulated for each treatment. A subject drop out rate from the study due to any reason was assumed to be 8% over 24 weeks based on available literature on trials in subjects with HCV. All simulations were conducted assuming 100% compliance. Covariates included in the simulations were genotype 1a/1b status. Clinical outcomes simulated included: (1) percentage of subjects below limit of detection (LOD) of 10 IU/mL and (2) percentage of subjects achieving SVR.

[0222] Clinical trial simulations were conducted to determine optimal dose and duration for SVR. Over 80 scenarios were simulated to predict the percentage of subjects with SVR following administration of various 2- and 3-DAA combinations (e.g., Compound 1 + Compound 2, or Compound 1 + Compound 4, or Compound 1 + Compound 2 + Compound 4), without RBV, at a range of doses for each DAA (e.g., Compound 1/ritonavir at 250/100, 150/100 or 100/100 mg QD, Compound 4 at 5, 25 or

100 mg QD, and Compound 2 at 400 or 800 mg BID) and across a range of treatment durations (e.g., 2, 4, 6, 8, 10, 12, 16, and 24 weeks).

[0223] Optimal dose and duration were predicted based on percentage of subjects with viral load of less than $-5\log$ IU/mL threshold for SVR. Selected and relevant results of simulation for the 2- and 3-DAA combinations of Compounds 1, 2 and/or 4 are shown in Figures 6A, 6B and 6C for two different doses of Compound 1. Figure 6A shows the predicted median SVR percentage (“% SVR”) and 90% confidence interval (the vertical bar at the top of each SVR percentage column) for different treatment durations using a combination of Compound 1 and Compound 2; Figure 6B shows the predicted median and 90% confidence interval for different treatment durations using a combination of Compound 1 and Compound 4; and Figure 6C shows the predicted median and 90% confidence interval for different treatment durations using a combination of Compound 1, Compound 2 and Compound 4. In each simulation, RBV was included, and compound 1 was used with 100 mg ritonavir. SVR24 is lower than SVR12 in some cases due to drop out; longer durations are not necessarily predicted to improve SVR but could result in more dropouts resulting in lower SVR.

[0224] The model predicted that with 8-12 weeks of dosing at least 90% subjects can achieve SVR with 2 and 3 DAA combinations. The model also predicted that durations shorter than 8 weeks can cure a significant number of subjects. A 2-DAA regimen was predicted to cure over 40% of the subjects and a 3-DAA regimen was predicted to cure about 60% of the subjects with only 6 weeks of dosing. Dosing for durations of over 12 weeks was not expected to increase the percentage of subjects with SVR significantly. Addition of the 3rd DAA was predicted to shorten treatment duration by 2 to 4 weeks as optimal durations for the 3-DAA combination of Compound 1, Compound 2 and Compound 4 were predicted to be 8-10 weeks.

[0225] Figures 6A, 6B and 6C illustrate the predictions for DAA combinations without ribavirin. The model also predicts similar or comparable SVR percentages for these DAA combinations when used with ribavirin. In addition, the effect of interferon (e.g., pegylated interferon) can also be added by incorporating interferon similar to a DAA but without any resistant mutants.

[0226] One of the advantages that the model provides is that it allows examination of various viral parameters and its effect on dose, duration and SVR. For example while experimentally determining the effect of mutants parameters is very difficult if not impossible, they can be examined using the model. Thus SVR in patient population that have different mutants can be predicted with the model.

[0227] The model was used to simulate the treatment described in Example 1 which included 150/100 mg Compound 1/ritonavir QD + 400 mg Compound 3 QD + weight-based amounts of RBV BID for 12 weeks, and the percentage of subjects with HCV RNA less than LOD at 2, 4, 8, 10, and 12 weeks was summarized in Figure 7. The mean predicted versus observed percentage of subjects with below

LOD (“% LOD”) at respective weeks are shown Figure 7. 95% confidence intervals for the predicted data (the vertical bar at the top of each respective predicted LOD percentage column) were also indicated. As shown in Figure 7, the model reasonably predicted the clinical outcome of %LOD.

[0228] The model was also used to simulate the treatment described in Example 2A. The mean predicted versus observed percentage SVR (“% SVR”) after 12-week treatment are shown Figure 8. 95% confidence intervals for the predicted data (the vertical bar at the top of each respective predicted SVR percentage column) were also indicated. As shown in Figure 8, the predicted SVR percentages aligned well with the observed SVR percentages. Simulations also predict that the same treatment regimen as described in Example 2A but without ribavirin has similar or comparable LOD percentages for different treatment durations.

[0229] The exposure response viral dynamic model of this Example provided a quantitative method to reasonably predict SVR for various combination of antiviral compounds. Based on the exposure-antiviral response modeling and clinical trial simulations, it demonstrated that (1) addition of a 3rd DAA to a 2-DAA combination can reduce optimal duration of treatment and/or increase SVR; (2) 8-12 weeks of dosing is the optimal duration of therapy for 2 and 3 DAA combinations of Compound 1/r, Compound 2 and Compound 4; and (3) durations shorter than 8 weeks of interferon-free treatment have been predicted to cure a significant percent of the subjects.

[0230] The model was also used to predict the SVR percentage of interferon-free treatment regimens containing BMS-790052 and BMS-650032 without ribavirin, based on existing published clinical data. Figure 9 shows the predicted median SVR percentage and 90% SVR confidence interval for different treatment durations of a 2-DAA regimen containing BMS-790052 (60 mg QD) and BMS-650032 (600 BID) in genotype 1b subjects. The combination of BMS-790052 (60 mg QD) plus BMS-650032 (600 mg BID) in genotype 1b subjects was predicted to achieve improved SVR for durations of 12 weeks or greater with predicted SVR rates of about 70% for 10 weeks of dosing. Similar regimens but containing ribavirin, or regimens with similar dosings of BMS-790052 and BMS-650032 with or without ribavirin, are expected to achieve similar SVR rates.

[0231] Likewise, a 3-DAA regimen without interferon and ribavirin was modeled for genotype 1 patients based on existing clinical data. The 3-DAA regimen contains 200/100 mg QD Compound 1/r, 50 mg QD Compound 4, and 400 mg QD PSI-7977. Figure 10 depicts the predicted median SVR rates for different treatment durations of this 3-DAA combination. This 3-DAA combination was predicted to have over 60% SVR in 6 weeks and over 80% SVR at duration of 8-week, 10-week, 12-week or longer treatment. Similar regimens but containing ribavirin, or regimens with similar dosings of Compound 1/r, Compound 4 and PSI-7977 with or without ribavirin, are expected to achieve similar SVR rates.

[0232] The model can also be used to predict SVR for regimens containing single DAA or single DAA with ribavirin. For example, the model predictions for PSI-7977 + ribavirin for various durations for treating HCV genotype 1 treatment-naïve patients were obtained. Figure 11 depicts the predicted median and 90% confidence interval of SVR percentage for different treatment durations of such a regimen containing PSI-799 (as the sole DAA; 400 mg QD) and ribavirin (600 mg BID). The 90% confidence interval for the predicted SVR (the vertical bar at the top of each respective predicted SVR percentage column) is also indicated in Figure 11. The prediction was based on the already published clinical data for PSI-7977. SVR rate for PSI-7977 + ribavirin was predicted to be around 75-90% following 12 weeks of dosing, and about 55-75% following 8 weeks dosing, in genotype 1 subjects. Similar SVR percentages for genotype 1 treatment-naïve patients are expected for similar regimens containing similar PSI-7977 QD dosing (e.g., 200-600 mg QD) and weight-based amounts of ribavirin (e.g., 1000 to 1200 mg divided twice daily).

[0233] The foregoing description of the present invention provides illustration and description, but is not intended to be exhaustive or to limit the invention to the precise one disclosed. Modifications and variations are possible in light of the above teachings or may be acquired from practice of the invention. Thus, it is noted that the scope of the invention is defined by the claims and their equivalents.

What is claimed is:

1. A method for treatment of a subject with HCV infection, comprising administering to said subject at least two direct acting antiviral agents (DAAs) and ribavirin, wherein said treatment does not include administration of interferon to said subject.
2. The method of claim 1, wherein said at least two DAAs comprise:
Compound 1 or a pharmaceutically acceptable salt thereof, and
Compound 2 or a pharmaceutically acceptable salt thereof,
wherein said method further comprises administering ritonavir to said subject.
3. The method of claim 2, wherein said treatment lasts for 8, 9, 10, 11 or 12 weeks.
4. The method of claim 3, wherein said treatment lasts for 12 weeks.
5. The method of claim 3, wherein said subject is a treatment-naïve patient.
6. The method of claim 3, wherein said subject is a treatment-experienced patient.
7. The method of claim 3, wherein said subject is an interferon non-responder.
8. The method of claim 3, wherein said subject is infected with HCV genotype 1.
9. The method of claim 3, wherein said subject is infected with HCV genotype 1a.
10. The method of claim 3, wherein said subject is infected with HCV genotype 3.
11. The method of claim 1, wherein said at least two DAAs comprise:
Compound 1 or a pharmaceutically acceptable salt thereof, and
Compound 4 or a pharmaceutically acceptable salt thereof,
wherein said method further comprises administering ritonavir to said subject.
12. The method of claim 11, wherein said treatment lasts for 8, 9, 10, 11 or 12 weeks.

13. The method of claim 12, wherein said treatment lasts for 12 weeks.
14. The method of claim 12, wherein said subject is a treatment-naïve patient.
15. The method of claim 12, wherein said subject is a treatment-experienced patient.
16. The method of claim 12, wherein said subject is an interferon non-responder.
17. The method of claim 12, wherein said subject is infected with HCV genotype 1.
18. The method of claim 12, wherein said subject is infected with HCV genotype 1a.
19. The method of claim 12, wherein said subject is infected with HCV genotype 3.
20. The method of claim 1, wherein said at least two DAAs comprise:
Compound 1 or a pharmaceutically acceptable salt thereof,
Compound 2 or a pharmaceutically acceptable salt thereof, and
Compound 4 or a pharmaceutically acceptable salt thereof,
wherein said method further comprises administering ritonavir to said subject.
21. The method of claim 20, wherein said treatment lasts for 8, 9, 10, 11 or 12 weeks.
22. The method of claim 21, wherein said treatment lasts for 12 weeks.
23. The method of claim 21, wherein said subject is a treatment-naïve patient.
24. The method of claim 21, wherein said subject is a treatment-experienced patient.
25. The method of claim 21, wherein said subject is an interferon non-responder.
26. The method of claim 21, wherein said subject is infected with HCV genotype 1.
27. The method of claim 21, wherein said subject is infected with HCV genotype 1a.

28. The method of claim 21, wherein said subject is infected with HCV genotype 3.
29. The method of claim 1, wherein said treatment lasts for no more than 12 weeks.
30. The method of claim 29, wherein at least two DAAs comprise a HCV protease inhibitor and a HCV polymerase inhibitor.
31. The method of claim 29, wherein said at least two DAAs comprise a HCV protease inhibitor and a HCV NS5A inhibitor.
32. The method of claim 29, wherein said at least two DAAs comprise PSI-7977 and TMC-435.
33. The method of claim 29, wherein said at least two DAAs comprise PSI-7977 and daclatasvir.
34. The method of claim 29, wherein said at least two DAAs comprise PSI-7977 and GS-5885.
35. The method of claim 29, wherein said at least two DAAs comprise mericitabine and danoprevir.
36. The method of claim 29, wherein said at least two DAAs comprise BMS-790052 and BMS-650032.
37. The method of claim 29, wherein said at least two DAAs comprise INX-189, daclatasvir and BMS-791325.
38. A method for treatment of a treatment-naïve subject with HCV genotype 1 infection, comprising administering to said patient PSI-7977 and ribavirin, wherein said treatment does not include administration of interferon to said subject.
39. The method of claim 38, wherein said treatment lasts for 12 weeks.
40. The method of claim 38, wherein said treatment lasts for no more than 12 weeks.
41. The method of claim 39, wherein said subject was infected with HCV genotype 1a.

ABSTRACT OF THE DISCLOSURE

The present invention features interferon-free therapies for the treatment of HCV. Preferably, the treatment is over a shorter duration, such as no more than 12 weeks. In one aspect, the therapies comprise administering at least two direct acting antiviral agents and ribavirin to a subject with HCV infection. For example, the therapies comprise administering to the subject effective amounts of therapeutic agent 1, therapeutic agent 2 (or therapeutic agent 3), an inhibitor of cytochrome P450 (e.g., ritonavir), and ribavirin.

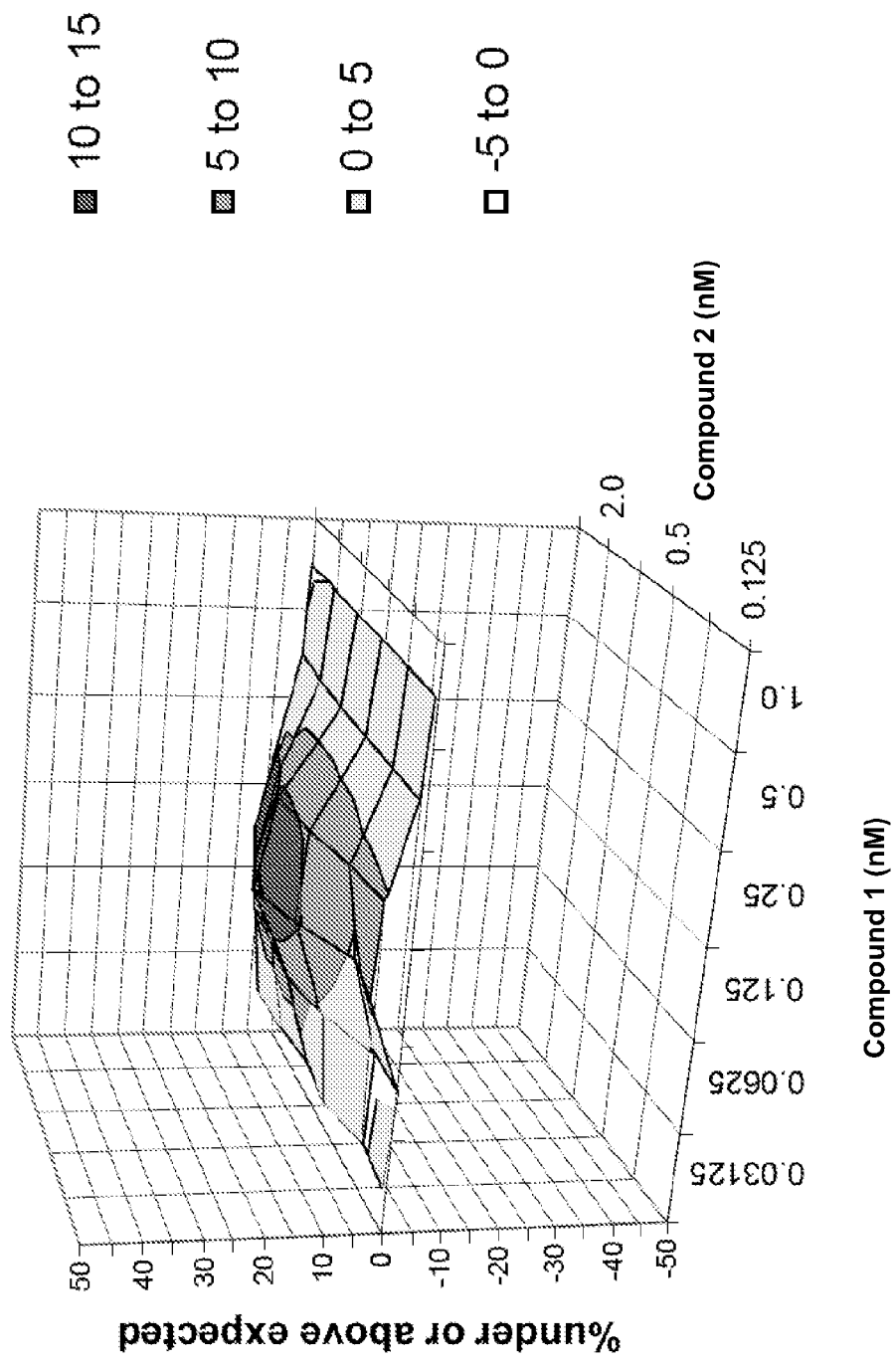


Figure 1

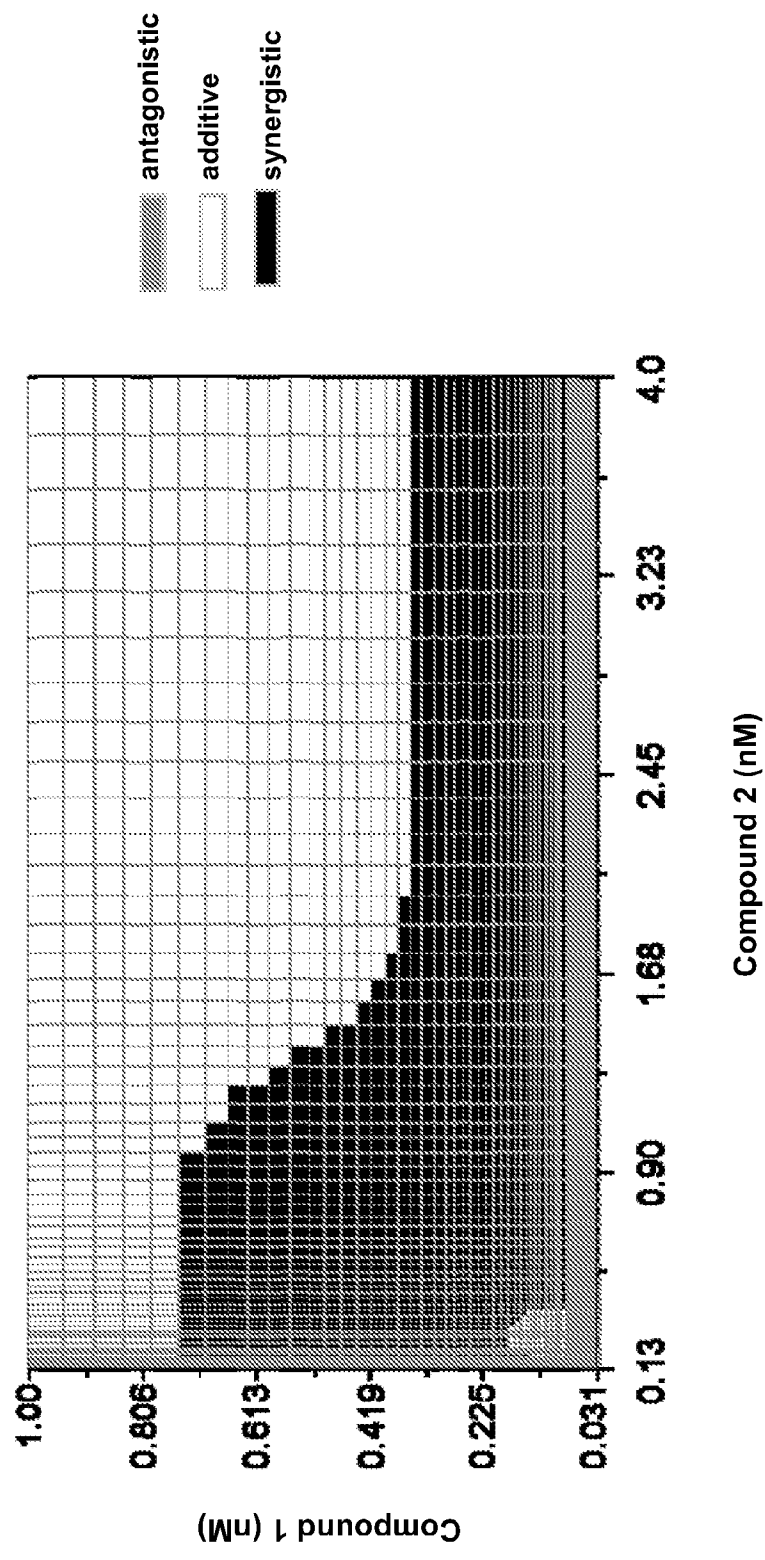


Figure 2

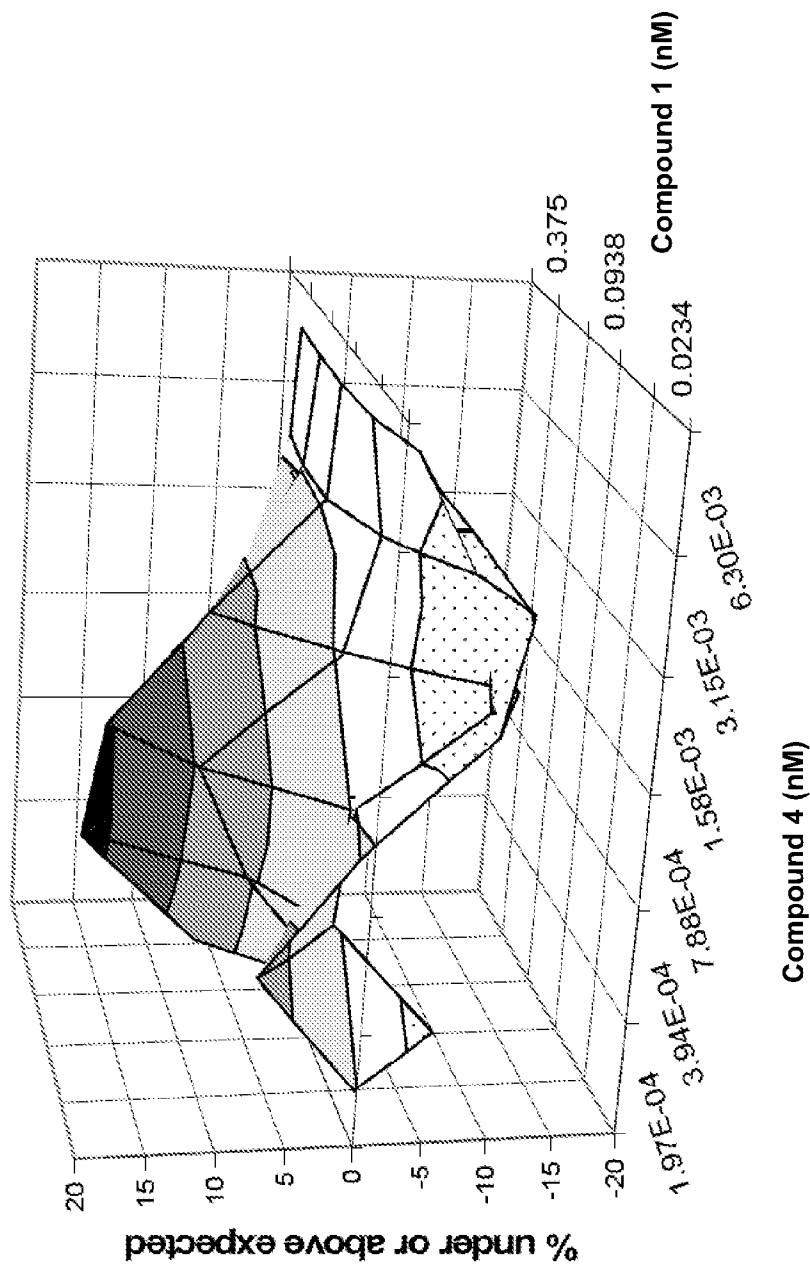
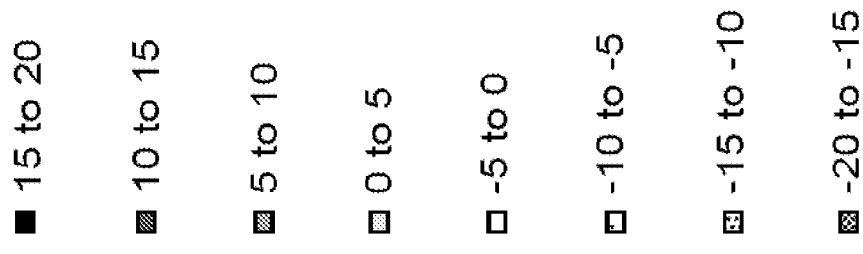


Figure 3

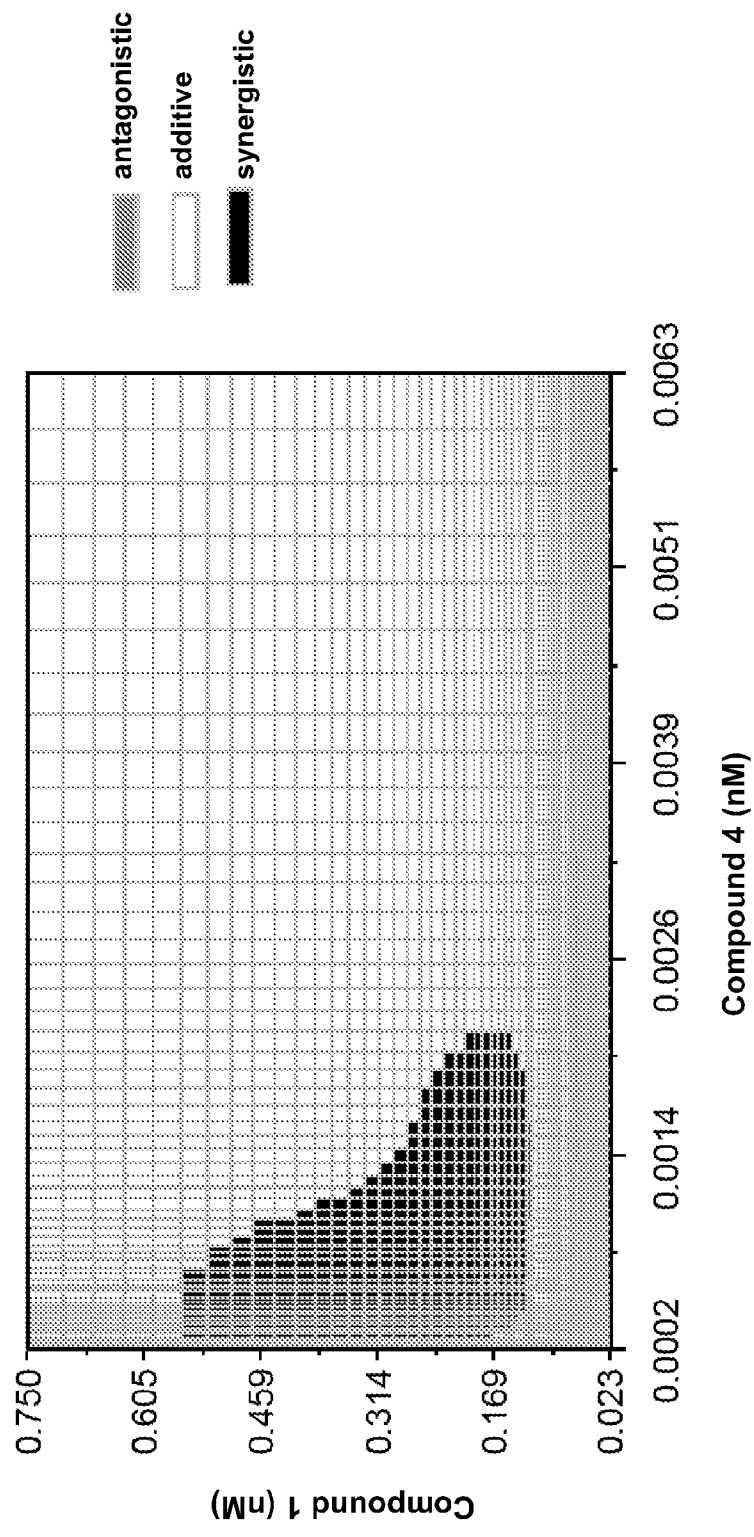


Figure 4

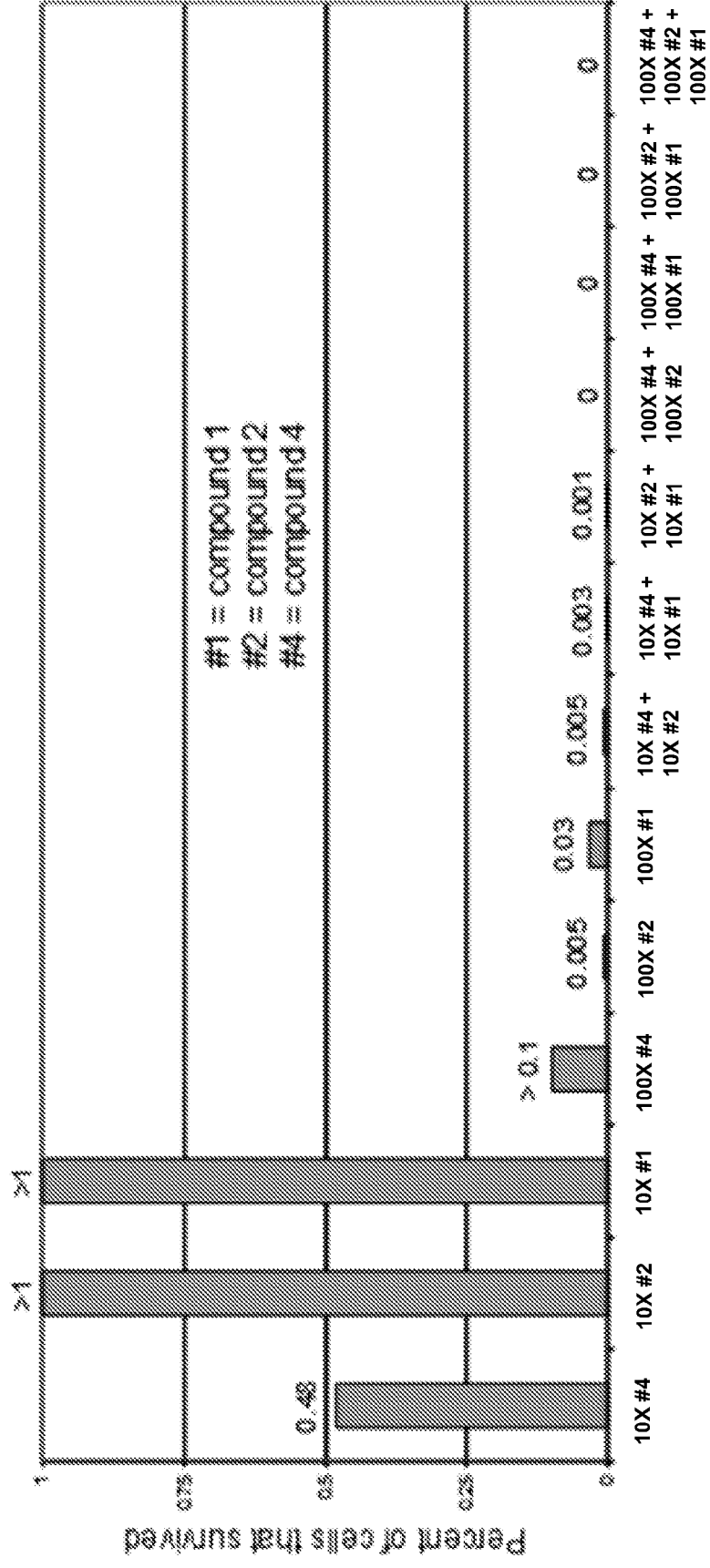


Figure 5

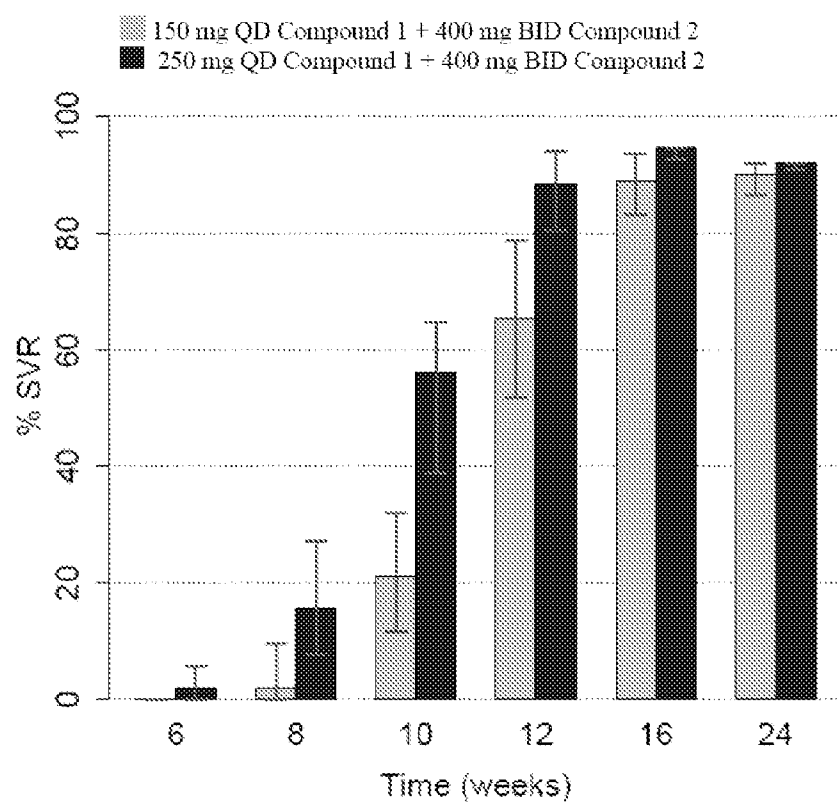


Figure 6A

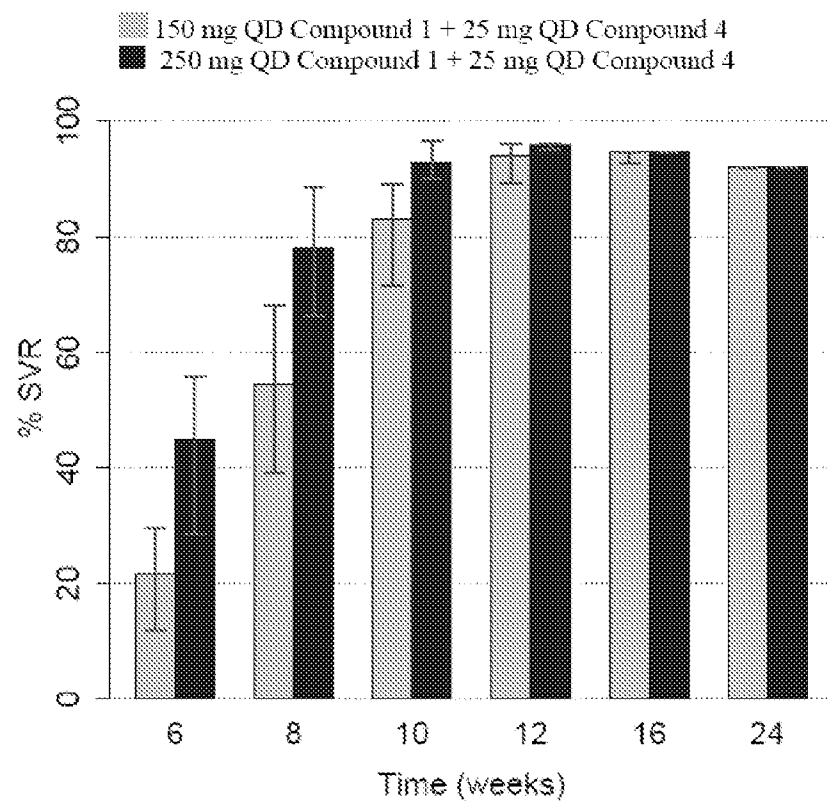


Figure 6B

▨ 150 mg QD Compound 1 + 400 mg BID Compound 2 + 25 mg QD Compound 4
■ 250 mg QD Compound 1 + 400 mg BID Compound 2 + 25 mg QD Compound 4

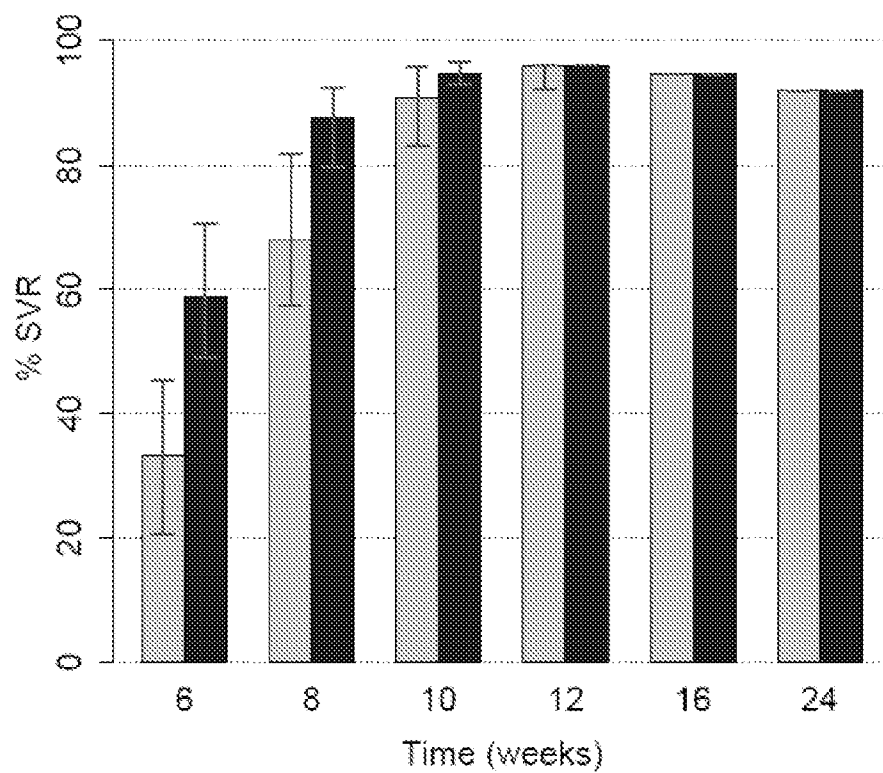


Figure 6C

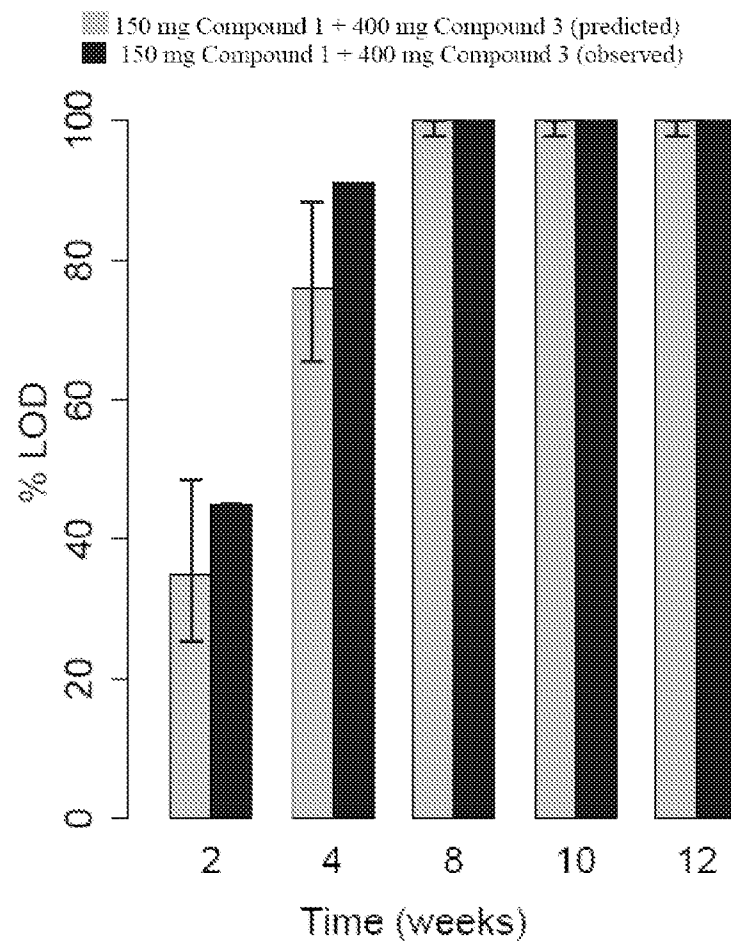


Figure 7

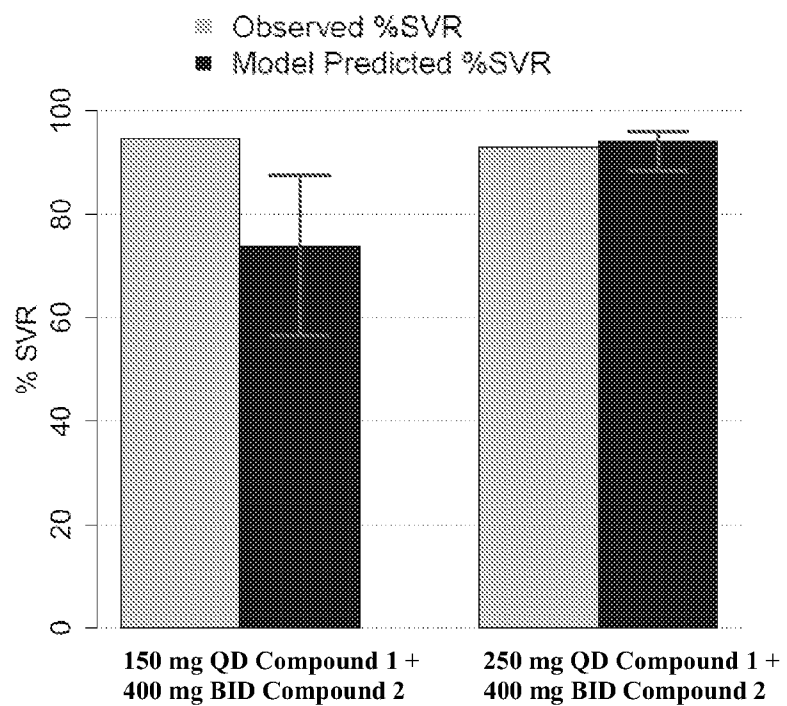


Figure 8

BMS-790052 (60mg QD)+ BMS-650032 (600 mg BID)

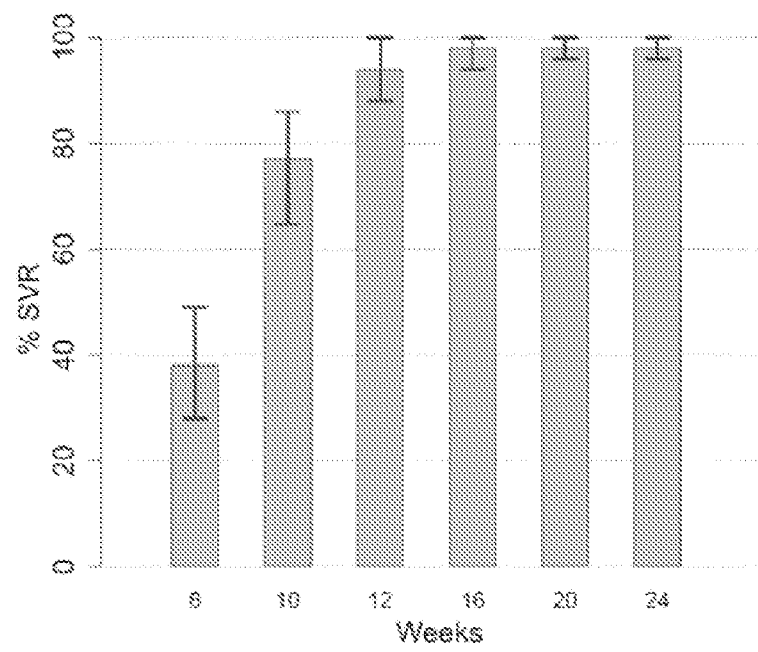


Figure 9

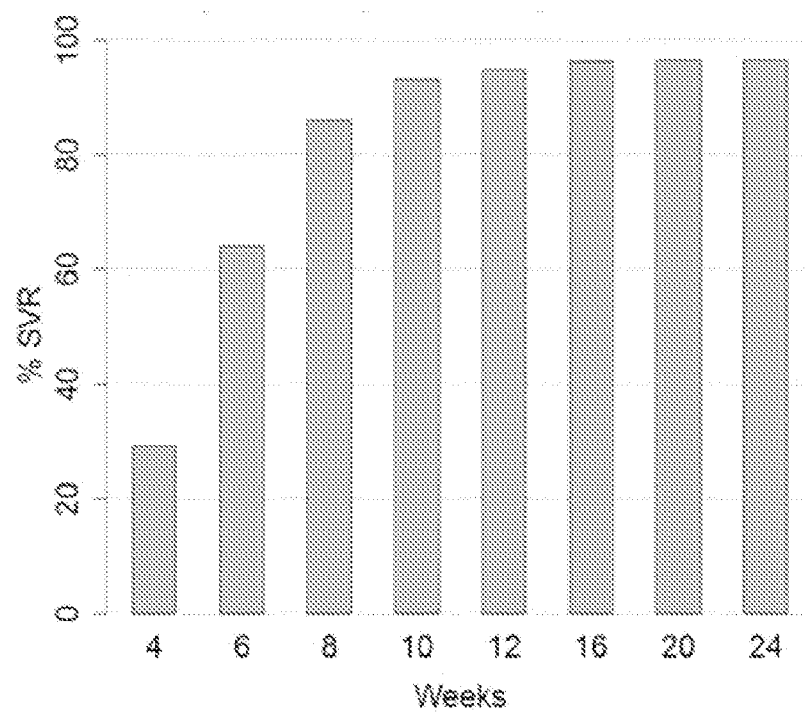


Figure 10

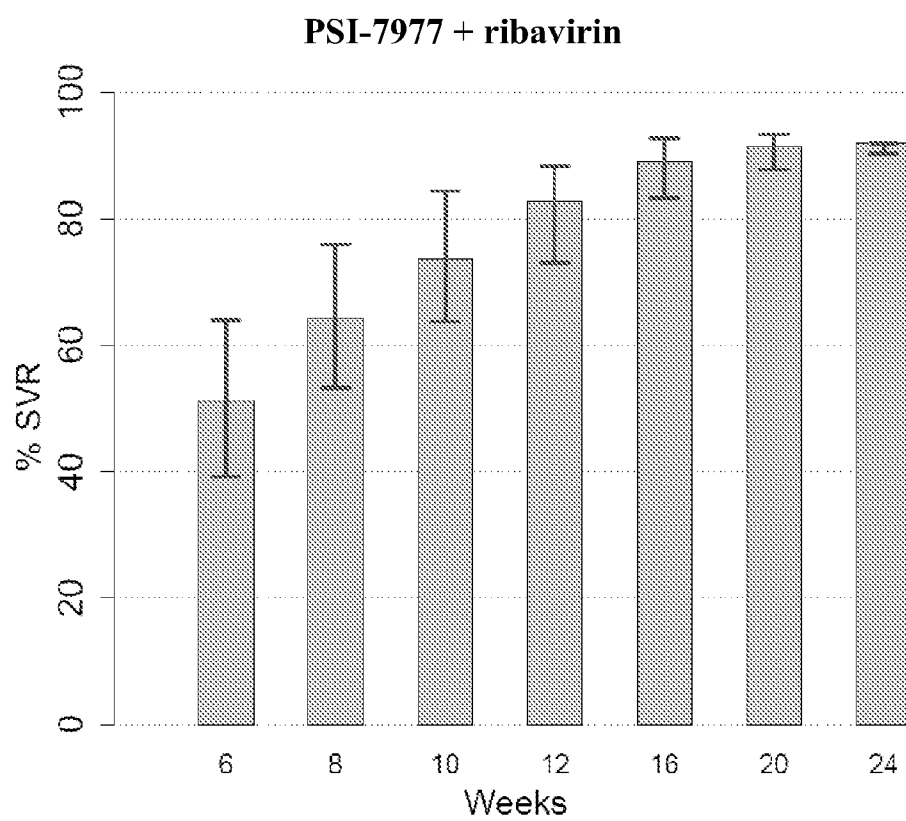


Figure 11

Electronic Acknowledgement Receipt

EFS ID:	12105899
Application Number:	61600276
International Application Number:	
Confirmation Number:	3483
Title of Invention:	Methods for Treating HCV
First Named Inventor/Applicant Name:	Walid M. Awni
Customer Number:	23492
Filer:	Xu Zhang/Kim Gleason
Filer Authorized By:	Xu Zhang
Attorney Docket Number:	11298USL5
Receipt Date:	17-FEB-2012
Filing Date:	
Time Stamp:	16:06:37
Application Type:	Provisional

Payment information:

Submitted with Payment	yes
Payment Type	Deposit Account
Payment was successfully received in RAM	\$ 250
RAM confirmation Number	2948
Deposit Account	010025
Authorized User	

The Director of the USPTO is hereby authorized to charge indicated fees and credit any overpayment as follows:

Charge any Additional Fees required under 37 C.F.R. Section 1.16 (National application filing, search, and examination fees)

Charge any Additional Fees required under 37 C.F.R. Section 1.17 (Patent application and reexamination processing fees)

Charge any Additional Fees required under 37 C.F.R. Section 1.19 (Document supply fees)

Charge any Additional Fees required under 37 C.F.R. Section 1.20 (Post Issuance fees)

Charge any Additional Fees required under 37 C.F.R. Section 1.21 (Miscellaneous fees and charges)

File Listing:

Document Number	Document Description	File Name	File Size(Bytes)/ Message Digest	Multi Part /.zip	Pages (if appl.)
1	Application Data Sheet	2012_02_17_11298USL5_ADS.pdf	968816 7d1f978eda770a246e6911325bc395ee1bfe3d47	no	7

Warnings:

Information:

2		2012_02_17_11298USL5_SPEC ASFILED.pdf	1787361 d1c2ed1a79b90e8d5d309c3e6b41aaacdd73c5e5	yes	126
---	--	--	---	-----	-----

Multipart Description/PDF files in .zip description

Document Description	Start	End
Specification	1	109
Claims	110	112
Abstract	113	113
Drawings-only black and white line drawings	114	126

Warnings:

Information:

3	Fee Worksheet (SB06)	fee-info.pdf	29307 5042ad573453fb19cec7aaed54b1973fe6bcd0c5	no	2
---	----------------------	--------------	---	----	---

Warnings:

Information:

Total Files Size (in bytes):			2785484
------------------------------	--	--	---------

This Acknowledgement Receipt evidences receipt on the noted date by the USPTO of the indicated documents, characterized by the applicant, and including page counts, where applicable. It serves as evidence of receipt similar to a Post Card, as described in MPEP 503.

New Applications Under 35 U.S.C. 111

If a new application is being filed and the application includes the necessary components for a filing date (see 37 CFR 1.53(b)-(d) and MPEP 506), a Filing Receipt (37 CFR 1.54) will be issued in due course and the date shown on this Acknowledgement Receipt will establish the filing date of the application.

National Stage of an International Application under 35 U.S.C. 371

If a timely submission to enter the national stage of an international application is compliant with the conditions of 35 U.S.C. 371 and other applicable requirements a Form PCT/DO/EO/903 indicating acceptance of the application as a national stage submission under 35 U.S.C. 371 will be issued in addition to the Filing Receipt, in due course.

New International Application Filed with the USPTO as a Receiving Office

If a new international application is being filed and the international application includes the necessary components for an international filing date (see PCT Article 11 and MPEP 1810), a Notification of the International Application Number and of the International Filing Date (Form PCT/RO/105) will be issued in due course, subject to prescriptions concerning national security, and the date shown on this Acknowledgement Receipt will establish the international filing date of the application.